





SHAREHOLDER INFORMATION

Face Value per Share: ₹2/-

Equity: ₹6.48 Crore

BSE Scrip Code: 530999

NSE Symbol: BALAMINES

Dividend per Share (FY24): ₹11/-

Annual General Meeting: July 11, 2024  
at 12:00 Noon (IST)

Mode of AGM: Video Conferencing /  
Other Audio-Visual means

01	Adapting Innovating Sustaining
10	About Us
16	Key Performance Indicators
20	From the Chairman’s Office
22	Awards & Accolades
23	Board of Directors
25	Management Discussion & Analysis
39	Environmental, Social & Governance Report
45	Notice
57	Directors’ Report
78	Business Responsibility & Sustainability Report
111	Report on Corporate Governance
138	Standalone Financial Statements
192	Consolidated Financial Statements

**DISCLAIMER**  
A STATEMENT MADE IN THE MANAGEMENT DISCUSSION AND ANALYSIS DESCRIBING THE COMPANY’S OBJECTIVES, PROJECTIONS, ESTIMATES, AND EXPECTATIONS MAY BE ‘FORWARD-LOOKING STATEMENTS’ WITHIN THE MEANING OF APPLICABLE LAWS AND REGULATIONS. ACTUAL RESULTS COULD DIFFER FROM THOSE EXPRESSED OR IMPLIED. IMPORTANT FACTORS THAT COULD MAKE A DIFFERENCE TO THE COMPANY’S OPERATIONS INCLUDE ECONOMIC CONDITIONS AFFECTING DEMAND, SUPPLY, AND PRICE CONDITIONS IN THE DOMESTIC AND OVERSEAS MARKETS IN WHICH THE COMPANY OPERATES, CHANGES IN GOVERNMENT REGULATIONS, TAX LAWS, OTHER STATUTES AND OTHER INCIDENTAL FACTORS. THESE FORWARD-LOOKING STATEMENTS REPRESENT ONLY THE COMPANY’S CURRENT INTENTIONS, BELIEFS OR EXPECTATIONS, AND ANY FORWARD-LOOKING STATEMENT SPEAKS ONLY AS OF THE DATE IT WAS MADE. THE COMPANY ASSUMES NO OBLIGATION TO REVISE OR UPDATE ANY FORWARD-LOOKING STATEMENTS, WHETHER BECAUSE OF NEW INFORMATION, FUTURE EVENTS, OR OTHERWISE.



# INDIA

AN IMPORTANT PILLAR OF STABILITY

AN ENGINE OF GROWTH IN THE GLOBAL ECONOMY

A NATION THAT IS SURGING TO CLIMB THE GLOBAL PECKING ORDER

IS RESTRAINED BY THE WANT OF RESOURCES AND KEY BUILDING BLOCKS

AND CHEMICALS FEATURE HIGH ON THAT LIST

AT BALAJI AMINES, WE ARE  
ADAPTING  
& INNOVATING  
PRODUCTS THAT WILL  
SUSTAIN  
INDIA’S JOURNEY  
TO PROMINENCE



## SINCE OUR INCEPTION...

...we set our sights on making the **chemical industry in India self-sufficient**

## OVER THREE DECADES...

...we identified chemicals being imported and **successfully developed them in India for India**

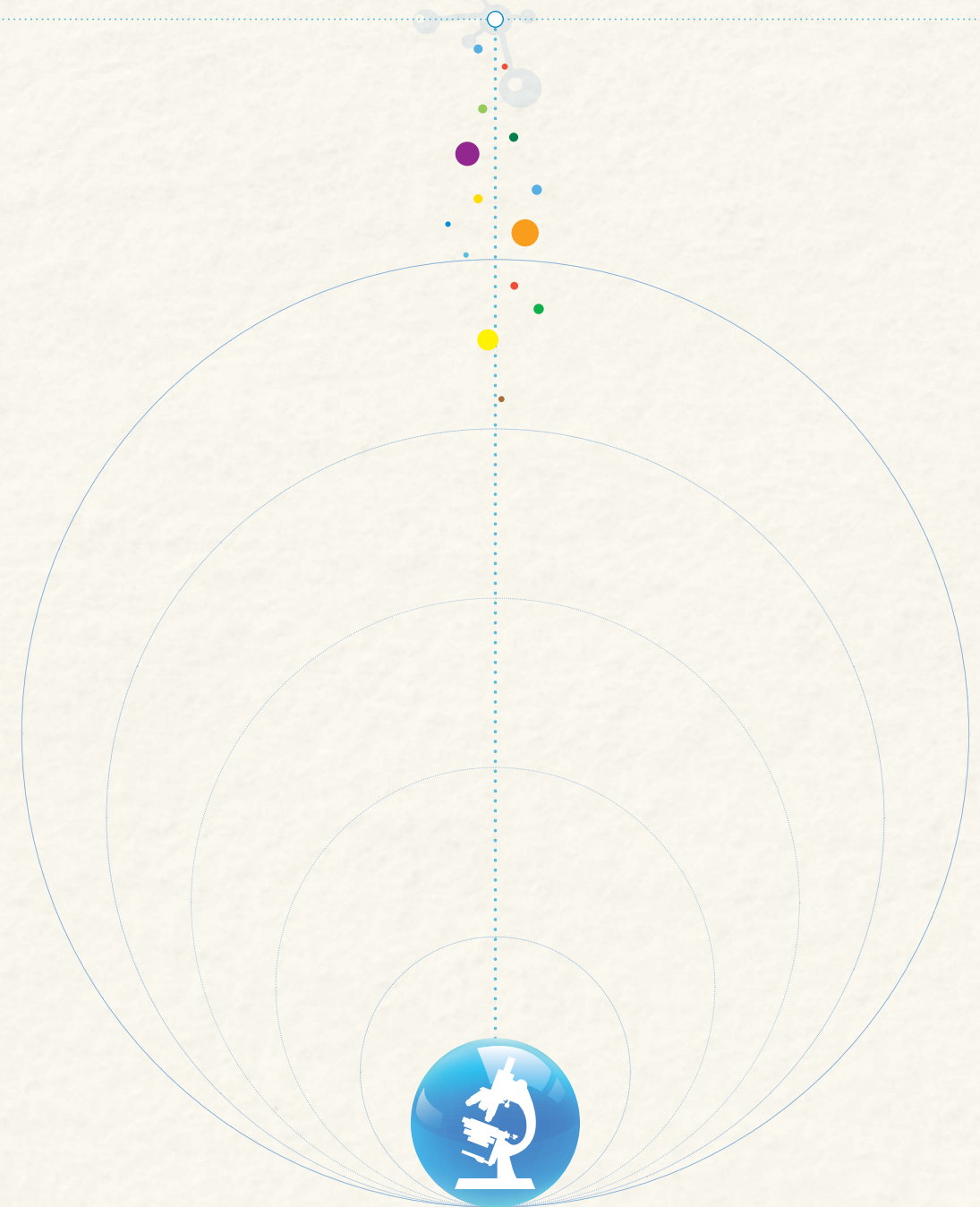
## DURING OUR JOURNEY...

...we expanded our technology prowess and enhanced our capacities to make our products most cost-effective. We can humbly say that we have played a minuscule yet defining role in **making the Indian chemical industry ATMANIRBHAR**



NOW, WHEN THE NATION IS GEARING UP TO LEAPFROG INTO THE COVETED COHORT OF THE TOP THREE ECONOMIES IN THE WORLD, MAYBE LESS THAN A DECADE FROM NOW, WE STAND ROOTED IN OUR CAUSE OF NATION-BUILDING.

WE ARE INVESTING A **MASSIVE**  
**₹250** CRORE  
...IN NEW CAPACITIES AND CAPABILITIES



WE PLAN TO MAKE PRODUCTS THAT WILL FURTHER STRENGTHEN THE FOUNDATION OF INDIA, ENABLING HER TO TAKE THE BIG LEAP.

CHINA AND ISRAEL  
HAVE ATTAINED  
THE STATUS OF  
BEING A 'METHANOL  
ECONOMY'

# IS IT POSSIBLE?

...that India reduces its dependence on the costly import of crude oil

...India deflates its crude import bill, which is a colossal ₹7 lakh crore plus currently

...that India achieves energy independence

## YES, IT IS..!

The Government is pushing the nation to leapfrog into a methanol economy.

The NITI Aayog mentions that India should actively explore methanol and DME as long-term substitutes for oil and natural gas.

Methanol will be blended with petrol, and Dimethyl Ether (DME) will be blended with LPG.

India has vast resources of agri waste and high ash coal, which can be converted to methanol and DME.

The downside is that India does not have a single commercial plant to spearhead this change today.

Interestingly, the scenario is expected to **change** shortly...

AT BALAJI AMINES, WE HAVE TAKEN THE PLUNGE TO SUPPORT INDIA IN ITS ENERGY INDEPENDENCE DREAM.

## ADAPTING INDIA TO A NEW ENERGY NORMAL

We have committed significant investments of ₹250 crore, which will root India firmly on the journey toward its goal of INDIA being Self-sufficient both Chemicals and Energy.

We are setting up a 100,000 TPA DME manufacturing facility, the first company in India. The DME manufacturing project is being executed at Unit-IV. The Plant is expected to be commissioned around March 2025. Initially, we will focus on the Aerosol industry. We will replace the LPG used in this business space, which is currently being imported, with DME.

Next, we hope our DME will partially complement LPG for industrial and commercial applications. The Bureau of Indian Standards (BIS) has initiated working on standards for a 20%

blend of DME with LPG based on the advantages of DME. The same is under final printing as Gazette Notification. Hopefully, this should coincide with the commissioning of our facility. Our Solar Power Plant with Captive Generation of 8 MW capacity in the first phase is kick started to reduce the Carbon Footprint inside the ESG compliance.

Apart from the above, we are setting up state-of-the-art plants for the following products:

- Methylamines
- Electronic Grade DMC
- N-Methylmorpholine (NMM)
- N-(N-Butyl) Thiosphoric Triamide (NBPT)



# CAN WE GET THERE?

...when India collapses CO<sub>2</sub> emissions from its surface transport sector!

(Road transport accounts for ~12% of India's energy-related CO<sub>2</sub> emissions)

...when India's EV sales will be 35% of its total vehicle sales by 2030!

(EVs accounted for 1.8% of new vehicle sales in 2021 and more than 4% in 2022)

**IT IS AMBITIOUS. NOT IMPOSSIBLE.**

The Government is leaving no stone unturned to accelerate electric mobility. India Inc. is putting in an inspiring effort to get all the pieces together.

AT BALAJI AMINES, WE ARE DOING OUR LITTLE BIT TOWARDS INDIA'S MOBILITY TRANSITION.

## INNOVATING FOR A NEW INDIA

We are upgrading an existing DMC plant to a 15,000 TPA Electronic Grade DMC plant, which will be commissioned during FY25. DMC is used to produce the electrolyte in lithium-ion batteries that will contribute to an extended battery life and increase the driving range for electric vehicles.

DMC is also a key ingredient in certain semiconductor manufacturing processes. Considering the current proposals, India's semiconductor capacity could touch 1.8 lakh wafers per month.

When commissioned, our plant will be positioned as the only manufacturer of DMC in India.

It will further cement our unwavering commitment to an 'Atmanirbhar Bharat' in the chemical space.

We have committed to go Green in terms of generating Green Power through Captive Solar Power Plant which has been part of our ESG commitment to reduce carbon footprint and be a part of the clean Global Environmental objective.

We are investing ₹100 crore as our commitment towards a cleaner India. For us and our future generations.





THE MAVERICK  
WHO WALKS THE  
**ROAD**  
LESS TRAVELLED



ABOUT US

**B**ALAJI AMINES stands out globally as a premier manufacturer of a wide range of amines and their derivatives. Based in Solapur, Maharashtra, Balaji Amines produces high-quality products catering to diverse end-user segments.

Our portfolio also extends to specialty chemicals and pharmaceutical excipients. Under the leadership of Mr. Ande Prathap Reddy, our Executive Chairman, the Company has scaled to great heights and is a globally respected name in the amines space.

The team's unwavering focus on delivering quality products consistently is reflected in its long and healthy business relations with domestic and international customers.



MISSION / VISION

- Maintaining our integrity in the market and excelling in all the sectors by providing quality products to our customers
- Focus on high-value derivatives and speciality chemicals with an aim to move up the value chain with vertical integration
- Develop new indigenous technology for manufacturing new products in India for the first time, leading to a lowering in manufacturing costs and improvement in return ratios



VALUES

- Innovating new production techniques to amplify our services, maintaining our integrity in the market and excelling in all the sectors we set our foot in are our core set of values. We abide by them and aim to continue our legacy with integrity
- One of our topmost priorities is to provide safety and top-notch care to our employees and develop a healthy work culture for all of them in an environment where each stakeholder is performing with excellence

Our stamp of quality

ISO 9001:2015 certified company	Reach certified products to regulated markets in Europe	WHO-GMP certificate to export its products to regulated international markets
---------------------------------	---	---

Our watermark for stability

Credit Rating by India Ratings	IND A1+	IND AA / Stable / IND A1+
For Bank Facilities	Non-fund-based facilities ₹ 1500 million	Working Capital facilities ₹ 1450 million

What differentiates us?

- We are the largest manufacturer of Aliphatic Amines in India.
- We possess state-of-the-art manufacturing facilities fully equipped with the latest DCS technology.
- We are the only company that has developed indigenous technology to manufacture Amines.
- We manufacture downstream products based on the strength of our amine manufacturing; it gives us a cost advantage and adds value.
- Our facilities are zero-liquid discharge.

NUMBERS THAT DEFINE US



Capacity (MTPA)



Product basket



Team size



International customers



Domestic customers



Total Revenue (₹ crore)



EBITDA (₹ crore)



Profit After Tax (₹ crore)



Market Capitalisation on BSE, March 31, 2024 (₹ crore)

Balaji Speciality Chemicals Limited

Balaji Speciality Chemicals Limited (BSCL), a subsidiary of Balaji Amines, manufactures products such as Ethylene Diamine (EDA), Piperazine Anhydrous (PIP), Di Ethylene Tri Amine (DETA), Amino Ethyl Ethanol Amines (AEEA) and Amino Ethyl Piperazine (AEP) which are import substitute products. BSCL is the sole manufacturer of these products in India. The Company recently started exporting its products to USA, Europe and other countries. It has received the REACH registration for EDA, DETA and AEEA, which allows it to market to customers in the EU. It has undertaken an expansion project (Products involving Cyanation Chemistry) at an investment of ₹750 crore and received Mega Project status for the same from the Maharashtra State Government.



OUR PRODUCTS PORTFOLIO

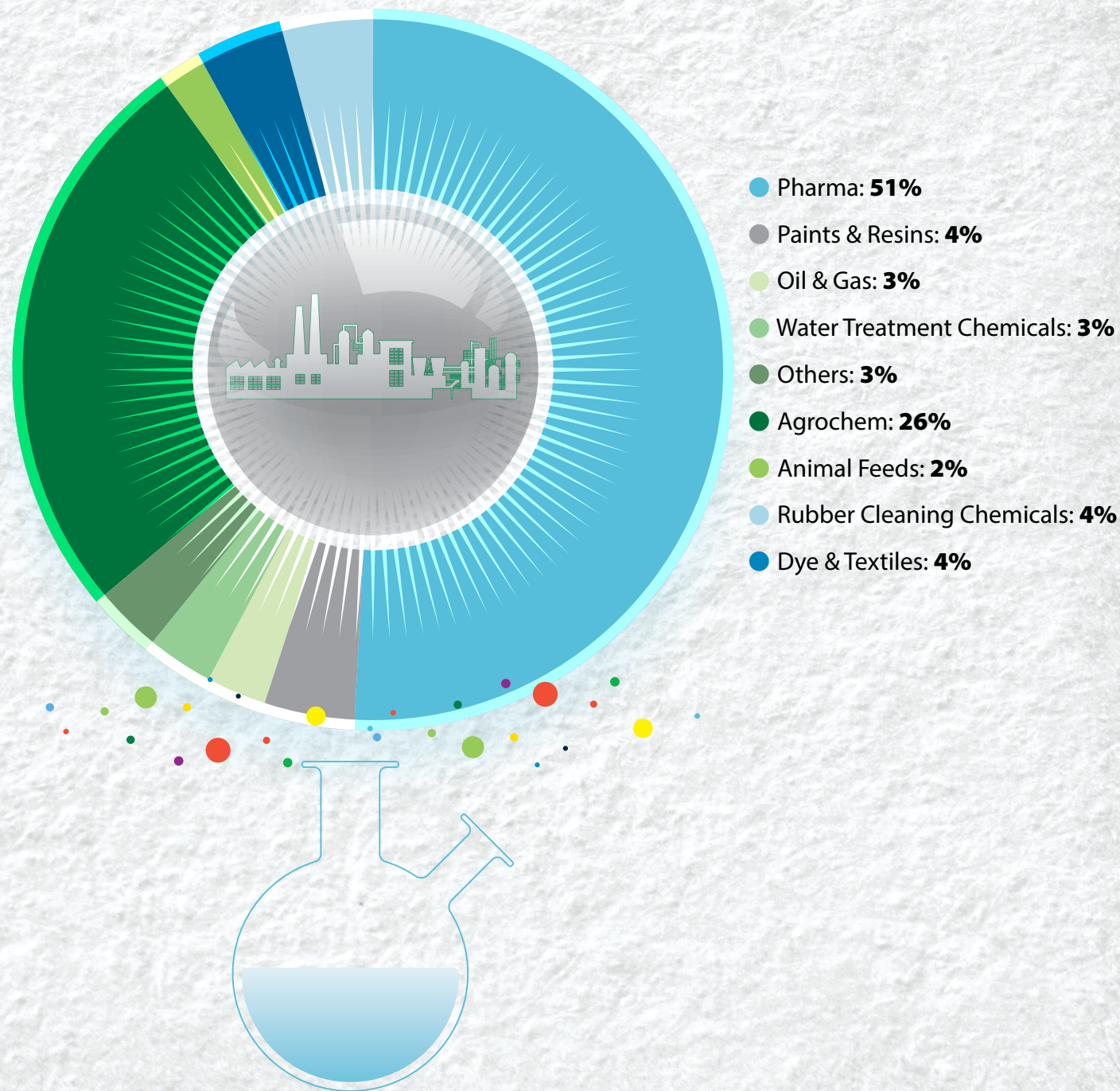
Throughout its journey, Balaji Amines has progressed along the value chain. Initially focusing on Methyl Amines, the company expanded its offerings to include Ethyl Amines and various

derivatives of both Methyl and Ethyl Amines, utilising proprietary technology and processes. Our wide array of products serves diverse sectors, impacting countless lives daily.

This extensive sectoral presence not only broadens our scope for growth but also mitigates risks by reducing dependence on any single sector.

Particulars	Amines	Amine derivatives	Specialty & Other Chemicals
Description	<ul style="list-style-type: none"><li>Aliphatic Amines find increasing consumption and applications in a Chemically Mature Industry such as India, Europe, US, China and Japan.</li><li>The Aliphatic Amines industry is expected to grow at a CAGR of 5%-7%.</li></ul>	<ul style="list-style-type: none"><li>Amine Derivatives are used to make further salts and other complex Chemical Intermediates and API's.</li><li>In derivatives, Di-Methyl Amine Hydrochloride (DMA HCL) is one of BAL's key product offerings.</li></ul>	<ul style="list-style-type: none"><li>Albeit a small and fast growing segment.</li><li>Single-largest cluster in specialty chemicals.</li></ul>
Products	<ul style="list-style-type: none"><li>Mono Methyl Amine (MMA)</li><li>Di-Methyl Amine (DMA)</li><li>Tri-Methyl Amine (TMA)</li><li>Mono-Ethyl Amine (MEA)</li><li>Di-Ethyl Amine (DEA)</li><li>Tri-Ethyl Amine (TEA)</li><li>Di-Methyl Amino Ethanol (DMAE)</li><li>Di-Ethyl Amino Ethanol (DEAE)</li><li>N Butyl Amine</li></ul>	<ul style="list-style-type: none"><li>Mono-Methyl Amine Hydrochloride (MMA HCL)</li><li>Di-Methyl Amine Hydrochloride (DMA HCL)</li><li>Tri-Methyl Amine Hydrochloride (TMA HCL)</li><li>Mono-Ethyl Amine Hydrochloride (MEA HCL)</li><li>Di-Ethyl Amine Hydrochloride (DEA HCL)</li><li>Tri-Ethyl Amine Hydrochloride (TEA HCL)</li><li>Di-Methyl Acetamide (DMAC)</li><li>Di-Methyl Urea (DMU)</li><li>Choline Chloride</li></ul>	<ul style="list-style-type: none"><li>Morpholine</li><li>Acetonitrile (ACN)</li><li>Dimethylformamide (DMF)</li><li>N-Ethyl-2-Pyrrolidone (NEP)</li><li>2-Pyrrolidone (2-P)</li><li>Gamma Butyrolactone (GBL)</li><li>N-Methyl-Pyrrolidone (NMP)</li><li>Pharmapure Povidone (PVP K30 &amp; PVP K25)</li><li>Dimethyl Carbonate (DMC)</li><li>Propylene Glycol (PG)</li><li>Propylene Carbonate</li></ul>
Applications	<ul style="list-style-type: none"><li>Pharma</li><li>Agro</li><li>Photographic chemicals</li><li>Rocket fuel</li><li>Dyestuff intermediates</li><li>Rubber chemicals, etc.</li></ul>	<ul style="list-style-type: none"><li>Pharma</li><li>Pesticides</li><li>Performance chemicals</li><li>Specialty chemicals</li><li>Animal/poultry feed additive etc.</li></ul>	<ul style="list-style-type: none"><li>Production of water treatment chemicals and pesticide formulations.</li><li>Fuel additives and battery chemicals.</li><li>Solvents across industries like pharmaceuticals, petrochemicals, dyes, agro and paint industries.</li><li>Formulations and Intermediates in pharmaceuticals.</li><li>Lubricant manufacturing.</li></ul>

PRODUCT APPLICATION  
Industry-wise Revenue breakup





OUR **COMPETITIVE EDGE**



**VALUE-ADDED PRODUCTS**  
Investing in high-value derivatives and speciality chemicals positions the Company to achieve higher revenue and enhanced margins. Its capital expenditures in these areas are strategically designed to generate significant returns, reflecting its commitment to innovation and market leadership.



**SPECIALISATION IN LOGISTICS**  
Handling and transporting Aliphatic Amines involve significant risks due to their hazardous nature. Hence, this makes it challenging for competitors to import these chemicals. The Company's specialised logistics ensure safe and efficient transportation and strengthen its competitive advantage in the market.



**PREFERENCE FOR LOCAL SOURCING**  
Safety is paramount in this industry, prompting end-users to prefer sourcing from a select few local, credible suppliers.



**EXPOSURE TO THE PHARMACEUTICAL SECTOR**  
The extensive use of Aliphatic Amines as solvents has significantly integrated them into the pharmaceutical industry. As the pharma sector continues to grow, this increasing demand will greatly benefit the Amines industry, driving our expansion and innovation efforts.



**APPLICABILITY IN THE SOLVENTS SEGMENT**  
Solvents account for 80%-90% of the total mass utilised in pharmaceutical chemical operations. This high applicability underscores the critical role of our products in the industry, driving demand and reinforcing our position as a key supplier in the solvents segment.



**HUGE POTENTIAL IN AGROCHEMICAL MARKETS**  
The Indian Agrochemicals Market is projected to grow to US\$12.58 billion. This substantial market potential presents significant opportunities for our products, positioning us to capitalise on the increasing demand and expand our footprint in the agrochemical sector.




**CONSUMED BY BULK DRUG COMPANIES**  
Methyl Amines, Ethyl Amines and their Derivatives, extensively used by bulk drug, Pharma and API manufacturers, are poised for continued growth. This surge reflects the expanding needs of the pharmaceutical industry, further solidifying our market position and driving future growth.

HIGH ENTRY BARRIERS IN THIS BUSINESS SPACE PROTECT BALAJI AMINES					
Complex manufacturing process requiring high levels of technological know-how	Niche product offering with high lead time in customer approvals	High fixed costs, with fixed asset turns hovering in the range of 1.5-2x	R&D focus to introduce new products for import substitutes for Indian market	Continuous process ensures better efficiencies as compared to batch process but adds to complexity	Hazardous nature of the Process requires environmental clearances



## KEY PERFORMANCE INDICATORS

(On Standalone Basis)





## OUR EXPANSIVE GLOBAL PRESENCE

Argentina	Malaysia
Australia	Poland
Bahrain	Norway
Bangladesh	Netherlands
Belgium	Oman
Brazil	Pakistan
Canada	Peru
China	Philippines
Columbia	Poland
Costa Rica	Qatar
Denmark	Russia
Egypt	Saudi Arabia
Finland	Singapore
France	South Africa
Germany	Spain
Guatemala	Sri Lanka
<b>INDIA</b>	Switzerland
Indonesia	Taiwan
Ireland	Thailand
Israel	Turkey
Italy	The UK
Japan	Ukraine
Korea	The US
Kuwait	Venezuela
Mexico	Vietnam
Morocco	



Exports in FY24  
(₹ crore)



Exports as a  
proportion of total  
Revenue in FY24



FROM THE CHAIRMAN'S OFFICE



YOUR COMPANY DOESN'T JUST PRIDE ITSELF ON BEING A PURPOSE-DRIVEN ENTITY - IT EMBODIES IT, LIVING OUT THIS ETHOS IN **EVERY STRATEGY, EVERY INVESTMENT, AND EVERY VENTURE**

DEAR SHAREHOLDERS, **I**t is with great pride that I present your Company's annual report, a testament to our unwavering resilience in the face of significant challenges.

**Despite** the adverse effects of intense geopolitical stress, heightened inflation, and significant political polarisation on global trade and economic progress, we remained steadfast in our belief in the unfolding India story and continued to build capacities and capabilities.

**Our performance**  
The world, as we knew it in the recent past, underwent significant changes. Intense geopolitical stress, heightened inflation, and significant political polarisation have hindered global trade and economic progress. However, amidst this global fragility, India emerged as a beacon of resilience, forging ahead despite harsh headwinds. While the domestic demand and markets remained robust, export-oriented businesses' performance dipped due to the global distraught. This reality impacted our performance. Our revenue from operation dipped by 21.73% over the previous year. EBITDA and Net Profit also slid by 21.19% and 24.71%, respectively.

While our annual numbers may appear subdued, a partitioned analysis indicates better days ahead. While the first two quarters of FY24 were particularly unsatisfactory, we saw an uptick in our performance in subsequent quarters. The positive move has ushered in the hope of sustaining business growth in FY25.

**Capacities and capabilities**  
The highlight of the year was our new product vertical. We commissioned our N-Butyl Amine facility towards the close of FY24.

N-Butyl Amine is used extensively in manufacturing pharmaceuticals, APIs, pesticides and emulsifiers. With India's steadfast focus on self-sufficiency in API manufacturing and strengthening India's food security, we are confident that the demand for this product will rise significantly over the coming decade. Our conviction is reflected in our surplus capacity (considering the current demand) for this product. We are reasonably confident that this product will emerge as an important revenue driver over the coming years.

Additionally, our teams are working overtime to commission our DME and Electronic Grade DMC facilities, which are scheduled to commence operations in the current year. These products have the potential to ignite tectonic transformations in India and will make a significant contribution to business growth over the medium term. Moreover, these products will help us balance our exposure between user sectors.

**The landscape over the horizon**  
India is poised at an inflection point where it stands to correct decades of extensive product or service under-consumption across the decade,

helping retain its position among the fastest-growing global economies. And there is little doubt that India, already the world's fifth-largest economy, will become the world's third-largest economy well before 2030 - unlocking abundant growth opportunities along the way. Interestingly, the manufacturing sector will play a defining role in India's ascent.

Industry experts have dubbed the current period as the golden era of India's industrial boom. Positive changes in the manufacturing sector are building a strong foundation for the nation's long-term economic success. <sup>1</sup> The export of goods from India will rise from about US\$450 billion (FY23) to about US\$1 trillion by 2030 as investments in capacities and capabilities increase.

Since our products are the building blocks of India's manufacturing sector, our offering basket and sectoral diversity position us perfectly to capitalise on emerging prospects. Moreover, we are expanding our product bandwidth. We are setting up manufacturing facilities for N-Methyl Morpholine, N-(n-butyl) Thiophosphoric Triamide and Isopropylamine. These additions further expand our futuristic growth horizon. I am hopeful of a steady uptick in demand for our products over the coming years.

**A value-added blueprint**  
Staying firm on our ethos of supporting India in its journey to the global platform, we have drawn up an ambitious infrastructure development plan for our subsidiary, Balaji Speciality

Chemicals Limited. We are setting up a 90-acre Greenfield plant to manufacture a wide array of products like Hydrogen Cyanide, Sodium Cyanide and Ethylene Diamine Tetra Acetic Acid, among others, to address the increasing demand for value-added Cyanide derivatives. This strategic investment will provide a considerably long growth runway for the Company.

Our strategy for aggressive growth is complemented by our focus on environmental sustainability, and our commitment to sustainable development will ensure the long-term viability and success of our projects. As part of our responsibility drive, we are setting up a 20MW solar power plant. In the first phase, we will take up an 8 MW installation to be operational by December 2024.

**In closing**  
Your Company doesn't just pride itself on being a purpose-driven entity - it embodies it, living out this ethos in every strategy, every investment, and every venture. We continue to map our portfolio against the dynamic market environment to create an offering basket that serves as a lever for our ambitions. This commitment to purpose continues to steer us towards an even brighter, more impactful future.

As we conclude another year, I would like to express my deepest gratitude to our shareholders for their unwavering support and trust in Balaji Amines. I also sincerely thank our employees for their disciplined dedication and our customers for trusting our brand.

Synergy guides us as we move forward, inspiring us to exceed stakeholder expectations while remaining true to our core values. Together, with strong leadership, we are poised to excel in all spheres and build a sustainable and prosperous future for our Company and stakeholders.

Warm Regards,  
**ANDE PRATHAP REDDY**  
EXECUTIVE CHAIRMAN

 **HOTEL EXPANSION**  
We are adding 40 rooms at an estimated investment of ₹30-35 crore

**SOURCE**  
<sup>1</sup><https://www.india-briefing.com/news/india-as-an-emerging-global-manufacturing-hub-32736.html/>

OUR PATH TO SUSTAINABLE GROWTH				
INDIGENOUS TECHNOLOGY	FOCUS ON R&D	PRODUCTS WITH LIMITED COMPETITION	VALUE ADDED PRODUCTS	TARGET FAST GROWING INDUSTRIES
Develop new indigenous technology for manufacturing products for lowering manufacturing costs and improving return	Sustained investment in R&D initiatives for creating a robust product pipeline	Strategise investments towards products which are substantially imported or products with limited competition	Focus on high-value derivatives and specialty chemicals with an aim to move up the value-chain with vertical integration	Cater to fast growing industries, namely, pharmaceuticals, agro-chemicals, refineries, water treatment, rubber, electronics, dye stuff and paints, animal feed, photographic chemicals and leather processing





## AWARDS & ACCOLADES



Balaji Amines Limited has been awarded as “Company of the Year” in Chemicals at FICCI Chemicals and Petrochemicals Awards 2023 by FICCI (Federation of Indian Chambers of Commerce and Industry)

  
**Travellers' Choice Awards**  
**Winner 2024**

**Balaji Sarovar Premiere**



Reviews from millions of Tripadvisor travellers place this hotel in the top 10% worldwide.



Balaji Sarovar Premiere, A Division of Balaji Amines Limited has been awarded as winner in Travellers' Choice Award 2024 by Tripadvisor

## BOARD OF DIRECTORS




Mr. Ande Prathap Reddy  
Executive Chairman




Mr. Dundurapu Ram Reddy  
Managing Director



Mr. Rajeshwar Reddy Nomula  
Whole-time Director




Mr. Ande Srinivas Reddy  
Whole-time Director & CFO




Dr. Uma Rajiv Pradhan  
Independent Director



Mr. Adabala Seshagiri Rao  
Independent Director



Mr. Mohan Kumar Ramakrishna  
Independent Director



Dr. Suhasini Yatin Shah  
Independent Director







GLOBAL  
ECONOMY

## STEADY &amp; CAUTIOUS

...IS HOW THE IMF SUMS  
THE GLOBAL ECONOMIC  
PERFORMANCE**T**HE World economy progressed well.

Despite initial concerns about stagflation and global recession, the global economy displayed remarkable resilience, instilling a sense of optimism. The unexpected resilience of the global economy was significantly bolstered by increased government spending and household consumption, a reassuring sign for investors.

Employment rates and incomes maintained their growth trajectory, reflecting supportive demand dynamics. Interestingly, despite significant interest rate hikes by central banks aimed at stabilising prices, households in major advanced economies demonstrated the ability to tap into savings accumulated during the pandemic, further bolstering economic stability.

According to the IMF, the world economy is projected to continue at the same pace in 2024 and 2025 as in 2023.

Headline inflation stood at 6.8%. Geopolitical tensions, including the conflict in Ukraine and Gaza, have caused price hikes and disrupted global trade. These stresses have led to a significant drop of nearly US\$2 trillion in global trade in goods in 2023, yet services trade expanded by US\$500 billion. Exports from developing countries underperformed. The declining interdependence between China and the U.S. increasingly impacts global trade, with potential implications for businesses and investors.

**The outlook** for global headline inflation indicates a gradual decline. Inflation is anticipated to drop to 5.9% in 2024 and further to 4.5% in 2025. Advanced economies are expected to reach their inflation targets sooner than developing economies.

INDIAN  
ECONOMY

## FAST &amp; FURIOUS

**INDIA** remained buoyant. Despite challenges and volatility in the global economy, India's GDP grew by a little more than 8% in FY24, the highest among major advanced and emerging market economies, demonstrating significant resilience amidst a turbulent world.

Strong domestic demand for consumption and investment and the Government's continued emphasis on capital expenditure were the key drivers of GDP growth, indicating a sound economic foundation.

Inflation was at an all-time high due to the prevailing global conditions, and the government took decisive steps to curb them. As of March 2024, 'headline inflation' stood at 4.85%. Food prices

remain elevated, squeezing household budgets. Even though core inflation has been benign, the RBI kept its key interest rate steady in its efforts to push down inflation to 4% on a durable basis before cutting rates.

India's industrial production remained steady, with industrial output rising by 4.9% annually. Even though it was lower than expected, GST collections remained robust. Gross GST collections in FY24 rose to ₹20.18 lakh crore. The increase in GST collections, the strong generation of e-way bills and the growth in e-toll collection reaffirm the resilience of industrial activity.

India also worked to improve its trade deficit. According to the Ministry of Commerce and Industry, India's trade deficit in FY24 is estimated to

be US\$78.12 billion. This reflects an improvement of 35.77% compared to FY23. India's overall trade in FY24 is estimated at US\$776.68 billion worth of exports and US\$854.8 billion worth of imports.

India's net Foreign Direct Investment (FDI) declined 38.4% YoY to US\$15.41 billion in the first ten months of this financial year. This decline was primarily due to an increase in the repatriation of capital, as investors sought to secure their investments in the face of global economic uncertainties.

To boost growth momentum, the Government will increase its capital expenditure budget by 11.1% in the coming years. This is expected to have a multiplier impact on economic growth and employment creation.

**OUTLOOK**

In FY 2025, India's economic activity and GDP growth are expected to remain resilient despite ongoing geopolitical uncertainties. As a result, India is poised to become one of the major economies in the world with a promising growth outlook. The RBI is projecting steady growth in the Indian economy at 7%. This is due to strong private consumption, increased government spending and investment. Inflation is expected to ease gradually by 2025.

The Government is taking several measures to reduce inflation, especially on food items, such as implementing price controls and increasing food production. Reducing imports also helps stabilise prices. These measures are expected to stimulate manufacturing and increase exports, benefiting businesses and investors.



## GLOBAL SPECIALTY CHEMICAL INDUSTRY

## APAC DRIVEN

The global specialty chemicals market has grown steadily over the past year. The market is expected to grow further, driven by robust demand from end-use industries such as pharma, agrochemicals, construction, water treatment, and personal care, along with rising demand in emerging economies of the APAC region. Stringent regulations about emission norms and integrating digital technologies in operations are expected to transform the specialty chemicals industry.



GLOBAL SPECIALTY CHEMICAL INDUSTRY




CAGR from 2021-26



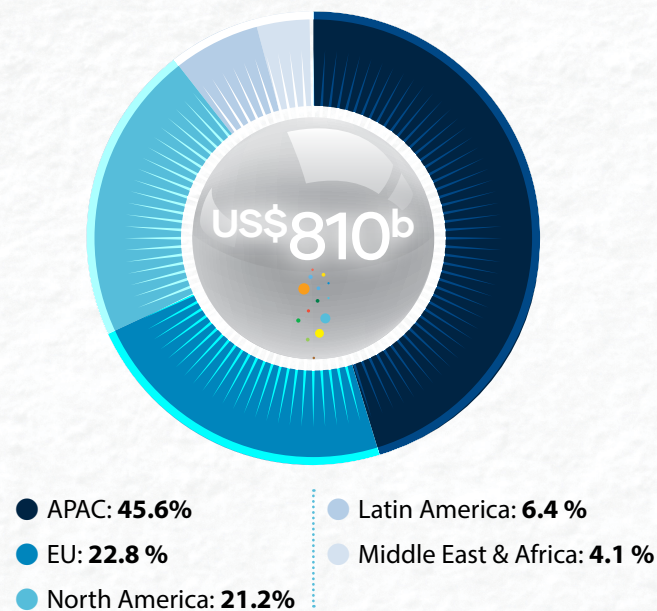
Market Share of APAC region in 2021

Agrochemicals and Fertilisers have the highest market share (~28%) in the global specialty chemicals market

Global Specialty Chemicals market (US\$ b)



Global Specialty Chemicals market by region, 2021 (%)



## ABOUT SPECIALTY CHEMICALS

Specialty chemicals are tailored chemical products that offer unique properties and functions to various industries. They encompass individual chemicals and formulations comprising multiple substances, each engineered to impact the performance of the products they are incorporated into.

## INDIAN SPECIALTY CHEMICAL INDUSTRY

## INTERESTING PROSPECTS

The Indian chemicals industry is prominent globally, ranking 6<sup>th</sup> in production and 14<sup>th</sup> in exports. Serving as a vital supplier of foundational materials, it caters to various sectors such as agrochemicals, pharmaceuticals, textiles, paper, paints, and soaps- specialty chemicals constitute 22% of the share in these segments overall. India's specialty chemicals and petrochemicals market is valued at around US\$60 billion.

In recent years, the specialty chemical sector has experienced significant growth. The industry is projected to grow at a 12% CAGR between 2020 and 2025, reaching US\$64 billion by 2025. The agrochemical, dyes and pigments segments account for 51% of the Indian specialty chemicals market. While margins have dipped from around

22% to 17% during FY2021-24, they are expected to improve from FY26 onwards.

Globally, China contributes the most to the global specialty chemicals industry. But, businesses are looking to widen their sourcing base beyond China. This strategic diversification will benefit India over the coming years.

The emergence of the Indian specialty chemicals market has been driven by the country's strong process engineering capabilities, low-cost manufacturing capabilities, and abundant workforce. Further, government initiatives such as the Production-Linked Incentive (PLI) scheme have strengthened the confidence of manufacturers to invest within the country.

## EUROPEAN ENERGY CRISIS AND IMPLICATIONS FOR INDIAN SPECIALTY CHEMICAL PLAYERS

The European energy crisis led to a rise in the already high natural gas prices in the EU starting in March 2022. Energy inflation, production outages, and logistical challenges are resulting in higher costs of production for European specialty chemicals.

India's cost advantage will translate into more order wins, production lines shifting from Europe to Asia, and steady market share gains for Indian incumbents (particularly those that have vertical integration or operate in higher-margin or niche value chains).

## IMPLICATIONS OF CHINA+1 ON INDIAN SPECIALTY CHEMICAL PLAYERS

China's labour cost is on a sharp rise since 2008 due to policy changes and is no longer the cheapest.

Stricter implementation of pollution-control measures and withdrawal of subsidies have weakened China's cost advantage.

More recently, geopolitical unrest, COVID-19 norms and environmental reforms in China are necessitating the need for alternative suppliers.

India is in a unique position to benefit from the shift away from China owing to competitive cost advantage and incentivised government policies and reforms (such as allowing 100% FDI in chemicals).

By 2040, India could have a 10-12% share in the global chemicals market, growing to US\$850bn-1,000bn, from US\$170bn-180bn in 2021, according to a study by management consultancy firm McKinsey & Co and industry body Indian Chemical Council (ICC).



India today accounts for only around 3.6% of the total specialty chemicals market globally.





A LONG  
RUNWAY  
AHEAD

**A**MINES constitute a diverse group of organic compounds containing nitrogen stemming from ammonia. Aliphatic Amines, within this category, are widely utilised across various industries, including agrochemicals, pharmaceuticals, rubber, plastics, dyes, textiles, cosmetics and metals. They serve multifaceted roles such as intermediates, solvents, rubber

accelerators, catalysts, emulsifiers, synthetic cutting fluids, corrosion inhibitors, and flotation agents.

The end-user industries for Aliphatic Amines include pharmaceuticals, API, agrochemicals, explosives, water treatment and other sectors. Among these, the pharmaceutical sector dominates the Alkyl Amines market.

**Growth drivers**

- The pharma API industry is moving towards prosperous times as Western drug makers shift towards Indian companies as alternatives to suppliers from China. Due to the dynamic unfolding within the API sector, the demand for Amines should increase over the coming years.
- The agriculture sector is under the government's spotlight as land for agriculture is progressively diminishing, and the population is steadily increasing. This reality has prompted the Indian Government to launch schemes and undertake initiatives to boost agricultural production. The growing demand for high-quality crops is expected to further drive the demand for Amines in agrochemicals.
- Rising disposable incomes, the median age of the population, growing awareness, increasing urbanisation and rising demand from rural markets are driving the demand for personal care products.
- Growing export opportunities from Western developed nations will also drive demand.
- Production Linked Incentives scheme for Advance Cell Chemistry Battery manufacturing under Atmanirbhar Bharat Abhiyaan.



The Indian Amines market is expected to grow at a CAGR of 7.8% during 2022-2027 and reach US\$18.8 billion by 2027.



## OPPORTUNITIES & THREATS



### Opportunities

**Global opportunities:** Export opportunities abound as the China plus One strategy gains momentum. Also, the European energy crisis should provide interesting opportunities for Indian players to strengthen their global presence.

**Domestic opportunities:** The transition in the API space unfolding owing to the thrust on an Atmanirbhar Bharat will increase demand for speciality chemicals. The thrust on improving agricultural productivity will open new avenues for growth for the speciality chemical players.

**Product development:** The zeal for innovation is creating new applications, which should widen the opportunity landscape over the coming years.

### Threats

**Changing Regulatory Norms:** Increasing environmental concerns lead to stricter regulatory norms, which may impact manufacturing costs.

**Volatility in Crude Oil Prices:** Our reliance on Natural Gas downstream products and Crude Oil Derivatives as a raw material exposes us to price fluctuations. Global geopolitical tensions impact our starting material prices due to Natural Gas and Oil prices, significantly impacting our cost structure and profitability.

**Competition from Cheap Imports:** Due to restrictions on Chinese Products by Europe, US and other Western Markets, the influx of inexpensive imports from China threatens the business equilibrium. Lower-cost alternatives could lead to decreased demand for our products and put pressure on pricing and market share.

## ABOUT THE COMPANY



Established in 1988, Balaji Amines is one of India's leading manufacturers of Aliphatic Amines and their Derivatives, Speciality Chemicals and Pharma Excipients.

It manufactures derivatives and downstream products for various pharma/pesticide industries not subject to user-specific requirements.

The Company has a portfolio of

40+ products manufactured at its four world-class, fully automated manufacturing facilities in Maharashtra and Telangana. Sophisticated, cutting-edge R&D laboratories support its product development zeal.

The Company enjoys long-term relationships with its client base, catering to some of India's marquee customers. It also has a global presence in 50+ nations. Balaji exports its products to the U.S., UK, Argentina, Latin America, Canada, Israel, Australia, Bangladesh, Germany, Italy, Egypt, and South Africa, to name a few.

## FINANCIAL PERFORMANCE

(COMMENTARY BASED ON CONSOLIDATED FINANCIALS)

Revenue from Operations for FY24 stood at ₹1,671.15 crore, as compared to ₹2,370.64 crore in FY23. Total volumes stood at 1,09,320 MT for FY24 as against 1,10,510 MT for FY23. EBITDA for FY24 was ₹353.37 crore, as compared to ₹624.36 crore in FY23. EBITDA margin for FY24 stood at 21.15% as against 26.34% in FY23. PAT for FY24 was ₹232.30 crore, as compared to ₹405.68 in FY23. Diluted EPS for FY24 stood at ₹63.22 per equity share as against ₹100.47 in FY23.

Key ratios	FY24	FY23	Change (%)	Explanation for Change in the ratio by more than 25%
Current ratio	6.70	6.91	-3.04%	-
Debtors Turnover	4.71	4.88	-3.48%	-
Inventory Turnover	5.57	8.97	-37.90%	Due to decrease in sales
Debt-Equity Ratio	0.01	0.03	-66.67%	Repayment of Term Loans & increase in the total equity
Interest Coverage Ratio	0.01	0.02	-50.00%	Immaterial
Operating Profit Margin (%)	18.76	24.57	-23.65%	-
Net Profit Margin (%)	14.15	17.22	-17.83%	-
Return on Net Worth (%)	12.94	26.93	-51.95%	Decrease in the profits

### Product-wise performance

Particulars	As of 31 <sup>st</sup> March 2024		As of 31 <sup>st</sup> March 2023		Growth (%)
	Quantity (MT)	Amount (₹ in Lakhs)	Quantity (MT)	Amount (₹ in Lakhs)	
Aliphatic Amines	31,462	42,994	25,789	42,931	21.99
Specialty Chemicals	27,654	44,647	30,351	67,227	-8.89
Derivatives of Amines	37,479	41,621	33,091	59,171	13.26
Total	96,595	1,29,262	89,231	1,69,329	8.25

## INTERNAL CONTROL SYSTEMS AND THEIR ADEQUACY

The Board of Directors is satisfied with the existing internal control system. Duly committed team members fully support all the areas of operation. The business processes are continually reviewed for all the inherent risks, efficiency, and compliance with all the applicable laws, regulations, and systems in place.

The ERP systems and set business process MIS systems are being monitored to ensure integrity in the reporting of accurate financial statements, duly meeting the standards of internal controls being concurrently reviewed by the Internal Auditor and

the Cost Auditor, who in turn reports to the Audit Committee and Board of Directors, and is up to date on Compliances.



MANAGEMENT DISCUSSION &amp; ANALYSIS

# EXPANSION PLANS



**C**ONTINUOUS aspiration is the cornerstone of Balaji Amines' existence, supported by its mission of developing niche products using novel manufacturing processes. The growing demand for its products and the Company's aspiration of making a genuine contribution to the Government's call for an Atmanirbhar Bharat (self-sufficient India) and Make in India has inspired the Company to invest in the capacities and capabilities of these products, which were imported until now.

## METHYL AMINES

The Company is the market leader in Methyl Amine production in India, with a capacity of 48,000 TPA. It consumes about 80% of its production for value-added products. To meet the increasing captive demand, the Company has planned to set up a new plant with a capacity of 40,000 TPA, which will commence operations in FY25.

## DI METHYL ETHER

Di Methyl Ether (DME) is a new-age gas that can replace LPG. Experts suggest the replacement will initially happen in industrial applications, primarily aerosols. The Company is setting up a 1,00,000 TPA facility to commence operations in FY25.

## ELECTRONIC GRADE DMC

The existing DMC plant is upgrading, with further equipment being added to manufacture electronic-grade DMC.

## N-METHYL MORPHOLINE (NMM)

NMM is mainly used as an extraction solvent, polyurethane foam catalyst, emulsifier, corrosion inhibitor, pesticide

intermediate, rubber vulcanisation accelerator, and synthesis of other fine chemicals. The Company's 3,000 TPA facility will be commissioned in FY26.

## N-(N-BUTYL) THIOPHOSPHORIC TRIAMIDE (NBPT)

The Company is setting up a 2500 TPA dedicated facility for manufacturing NBPT, used as a fertiliser additive in agricultural applications. The Plant should commence operations in FY26.

## Solar Power Plant for Captive use

The Company has initiated to set up a Captive Solar Power plant adjacent to MIDC with a capacity of 8 MW in the first phase and to be scaled up to a 20 MW over a period of time.

Phase-2 expansion would involve a capex of around ₹250 crore to be incurred mainly through internal accruals. Expected revenue would be around ₹3,000 to 4000 crore in the coming 2 to 3 years when all the above plants run at fairly healthy capacity.



## HOTEL DIVISION



Balaji Amines ventured into a hospitality space with a 129-key Solapur hotel managed by the Sarovar Group. Solapur is a tourist hub due to its proximity to places like Pandharpur, Tuljapur, Siddeshwar Temple, Ganagapur, Bijapur, and Akkalkot, which attract tourists throughout the year.

Sprawling over about three acres of land, Balaji Sarovar Premier Hotel offers luxury, comfort, excellent services and convenience to pilgrims, tourists and

business travellers alike. The hotel is perfect for big meetings and high-end corporate and social events.

In FY24, Balaji Sarovar Premier Hotel reported an 85% occupancy rate, contributing 2.20% to our revenue. Considering the increasing full occupancy position and growing demand, the Company plans to expand the room's capacity to meet the demand for room accommodation by adding around 40 rooms.

## BALAJI SPECIALTY CHEMICALS LTD (BSCL), OUR SUBSIDIARY



Balaji Amines has a subsidiary, which is a fast-growing speciality chemical business, through its subsidiary BSCL, which holds a 55% stake as of 31<sup>st</sup> March 2024. It was incorporated in 2010 in Solapur, Maharashtra, with the sole objective of catering to the parent's speciality chemical customers.

BSCL has a state-of-the-art manufacturing facility in Solapur with a manufacturing capacity of 30,000 TPA. Its manufacturing facility is the first of its kind in India to manufacture these niche products using the MEA process.

BSCL's product portfolio comprises five niche chemicals catering to a diverse range of end-user industries, including speciality chemicals, agrochemicals and pharmaceuticals across multiple applications.

It is the sole manufacturer in India of niche chemicals such as Ethylenediamine, Piperazine (Anhydrous), Diethylenetriamine, Amino Ethyl Ethanol Amines and Amino Ethyl Piperazine, using the Monoethanol Amine ('MEA') process.

The Company's Ethylenediamine and Diethylenetriamine products are REACH-certified, enabling it to export them to the European Union.

It has 250+ customers in India and across the globe. A significant portion of its revenue accrues from repeat orders.

BSCL has drawn up a substantial expansion plan to setup a large Cyanation complex to product Hydrogen Cyanide and various downstream products. The Industries, Energy and Labour Department, Government of Maharashtra has approved the project and conferred it the Status of Mega Project for the manufacture of Hydrogen Cyanide (HCN), Sodium Cyanide (NaCN) 30% Solution and 100% Solid Complex with many other related products under the Packaged Scheme of Incentives (PSI), 2019. With a proposed investment of ₹750 crore, the Unit-II will accelerate the Company's profitable growth in the coming years.

## HUMAN RESOURCES

(MATERIAL DEVELOPMENTS IN HUMAN RESOURCES / INDUSTRIAL RELATIONS)



Balaji Amines has a policy to train, reward and retain its employees. They are the most important resource continuously valued and have been part of the organisation's growth. Each team is empowered to create Leaders who will foster a culture that enables and cultivates a sense of belonging, creates opportunities with available talent, and improves communication while increasing productivity. Employee well-being is a high priority. The HR team's main agenda is each employee's safety and well-being.

The Company has empowered its team to be at the forefront, prioritising fulfilling its objectives to improve business operations and support them in better-executing business strategies. It recognises and rewards employees and team contributions to the furtherance of business performance.

**The Company has 1,117 employees on its rolls as of 31<sup>st</sup> March 2024.**

## RISK MANAGEMENT



With the global and domestic macro and micro-economic scenarios evolving unfathomably, business risks are becoming increasingly dynamic and complex.

Cognizant of the changing business ecosystem, Balaji has developed a robust and resilient risk management framework for identifying, analysing and managing business risks.

The Company's Enterprise Risk Management strategy is considered a pivot to enhance the Company's overall preparedness for external volatilities and challenges. The strategy blueprint draws out a comprehensive assessment

of the Enterprise Risk matrix, defined by functional areas and identifies every risk criterion.

The Company's Risk Management Committee and the senior leadership monitor situations and emerging risks. It draws the blueprint of the mitigation plans, which are then executed by the functional heads.

The Company's functional heads are well-trained to identify and understand the risks associated with their responsibilities and implement mitigation plans to ensure the organisational objectives are not compromised, and business goals are achieved.





## ENVIRONMENT, SOCIAL & **GOVERNANCE**



ENVIRONMENT, SOCIAL & GOVERNANCE

**B**USINESS ethics encompasses not only the social responsibilities of a business but also its obligations to all stakeholders. It guides organisations in developing suitable policies and practices for sustainable operations. For long-term growth, Balaji Amines adopted various practices and made innovations throughout the organisation, besides implementing various CSR activities.

It recognises that catering to climate change and sustainability is crucial in the long-term strategies of companies. Integrating sustainability into business strategies and investment rationales has become essential. Additionally, investors and financial markets now require a robust Environmental, Social, and Governance (ESG) plan aimed at achieving a net-zero carbon footprint.

Balaji Amines is dedicated to achieving net-zero emissions with a detailed plan to be executed in phases. These commitments are integral to the Company's extensive ESG responsibilities.



ENVIRONMENTAL COMMITMENT

Balaji Amines continues to prioritise sustainability, aligning its operational processes with environmental responsibility. The Company's innovative approaches to emission reduction and optimum resource management shows its dedication to a sustainable future. This year, Balaji Amines made significant strides in minimising its carbon footprint. The Company enhanced safety protocols for chemical storage and handling, and fostered an eco-friendly work environment.

- **Greenfield Solar Power Plant:** The Company has embarked on a project to establish a 20 MW Greenfield Solar Power Plant near MIDC, Solapur. In Phase I, around 8 MW capacity is initiated to be completed during the FY25.
- **Rooftop Solar Projects:** Balaji Amines has installed rooftop solar power plants across the units of the Company to reduce the carbon footprint.
- **Dimethyl Ether (DME) Production:** The Company is advancing the production of Dimethyl Ether (DME) at Unit-IV. DME, a potential alternative to non-renewable fuel LPG and offers significant environmental benefits and applications in industries such as aerosols. The Bureau of Indian Standards (BIS) is considering blending 20% DME with LPG, recognising its advantages.
- **Tree Planting Initiatives:** In a bid to enhance local ecosystems, Balaji Amines has planted nearly 5,000 trees in the Solapur and Osmanabad districts. The Company has also provided tree guards and plants to NGOs, ensuring the continued growth and care of these trees.



DONATED 1000 TREES FOR PLANTATION UNDER MAZA GAV MAZA VATVRUKSH PROGRAMME [DT. 14-06-2023]



SOCIAL RESPONSIBILITY

Balaji Amines remains committed to uplifting communities through various social initiatives, focusing on healthcare, education, sports and rural development.

Healthcare Initiatives

- Provided X-ray machines, beds, mattress, cotton curtains, napkins and air conditioner units to various hospitals in Solapur and Osmanabad Districts.
- Constructed toilet blocks in several schools and public institutions in various villages in Solapur and Osmanabad Districts.
- Supplied RO systems to educational, hospitals and municipal institutions in various villages in Solapur and Osmanabad Districts.
- Funded medical treatments, including blood infection treatments and surgeries for underprivileged patients.
- Supported the construction of healthcare facilities, such as OPD blocks, renovation of hospital. Also provided sanitary napkins and dispensers in various schools and colleges.
- Funded and assisted in installing large water tanks in Solapur and Osmanabad districts to provide clean drinking water, where access to sufficient drinking water was scarce. The Company also provided drinking water for livestock in the summer season.



CONSTRUCTED TOILET BLOCK AT SHREE BASAVESHWAR PRASHALA, KAZIKANBAS [DT. 31-01-2024]



CONSTRUCTED OF TOILET BLOCK AT Z.P. SCHOOL, JALKOT [DT. 16-01-2024]



DISTRIBUTED SANITARY NAPKIN INCINERATOR AND VENDING MACHINE AT SARASWATI HIGH SCHOOL, TAMALWADI AND Z.P. SCHOOL, GHANDORA [DT. 29-02-2024]



ENVIRONMENT, SOCIAL & GOVERNANCE

Educational Support

- Donated school benches, library books, smart TV, computers, inverters, projectors, interactive boards, lab equipments, public address system and advanced audio-visual equipment to various educational institutions.
- Provided financial aid and sponsorships for students, including scholarships and support for sports events. Providing necessary infrastructure such as Sports Cycle, Swimming Kit, Archery Sports Items, Sports Shoes and Cricket Bowling Machine etc. to promote the sports.
- Constructed seminar halls, classrooms, kitchen sheds, hostels and other infrastructure in schools and colleges.
- Contributed ₹2 Crore to Karmaputra Charitable Trust for diverse CSR activities including child education, feeding the needy, drug-free nation and women's empowerment.
- The Company has constructed hostels for boys and girls at Government Polytechnic College, Nizamabad at a cost of ₹1 Crore.



BALAK PALAK ACTIVITY  
BOOK DISTRIBUTION [DT. 17-02-2024]



SSC BOARD EXAM BOOKS DISTRIBUTION FOR 14 SCHOOLS IN SOLAPUR AND  
OSMANABAD DISTRICTS [DT. 08-02-2024]



DISTRIBUTED SCHOOL BENCHES TO SHAKTI PRIMARY ASHRAM SCHOOL,  
MULEGAON, SOLAPUR [DT. 25-08-2023]



CONSTRUCTED CLASSROOMS AT Z.P PRIMARY SCHOOL, GONDHALWADI  
[DT. 31-01-2024]



CONSTRUCTED BOYS' & LADIES'  
HOSTELS AT GOVERNMENT  
POLYTECHNIC COLLEGE,  
NIZAMBAD [DT. 09-08-2023]

Community Development

- Built a seminar hall and various public amenities including R.C.C. water tanks and sanitation facilities.
- Supported in various sports promotion activities through financial aid and sponsorships in various events.
- Promoted traditional arts, culture and education by organising events like Natya Sammelan held in Solapur and providing educational materials.
- Helping homeless people is also an essential priority for the Company. It donates wheelchairs to the geriatric population at Solapur Railway Station.



CONSTRUCTED KITCHEN SHED AT MUK BADHIR NIWASI SHALA,  
MOHOL, SOLAPUR [DT. 03-01-2024]

Rural Development

- Provided LED Solar streetlights, CCTV System, Evacuation of Trenches for Plantation, providing roofing sheets in Solapur and Osmanabad Districts.
- Provided garden benches to Gram Panchayats of Solapur and Osmanabad Districts.
- To support 'Swachh Bharat Abhiyan' the Company has provided garbage containers, dumper placers for waste management and dust bins in the villages in the Osmanabad and Solapur districts.
- Construction works of Smashan Bhoomi at various nearby villages in Solapur and Osmanabad Districts.
- Desilting and deepening of wells to access groundwater at various nearby villages in Solapur and Osmanabad Districts.

Conservation of Natural Resources

'Jalyukt Shivar Abhiyan' is a conservation initiative by Maharashtra State Government that aims to make the state drought-free. The primary objective of this initiative is to establish the belief in the farming community that they own every drop of rainwater and it should percolate to their land. Being part of this initiative, Balaji Amines makes it a point to widen and deepen the drainage system of the farmlands. It has completed work in more than 44 villages and partnered with other institutions in creating large storage of water to 46.275 Crore Litres.



## ENVIRONMENT, SOCIAL &amp; GOVERNANCE

GOVERNANCE  
EXCELLENCE

Balaji Amines upholds robust corporate governance practices, ensuring transparency and balanced financial growth.

The Company's governance framework is designed to achieve strategic goals, benefitting all stakeholders and fostering a culture of accountability and integrity.

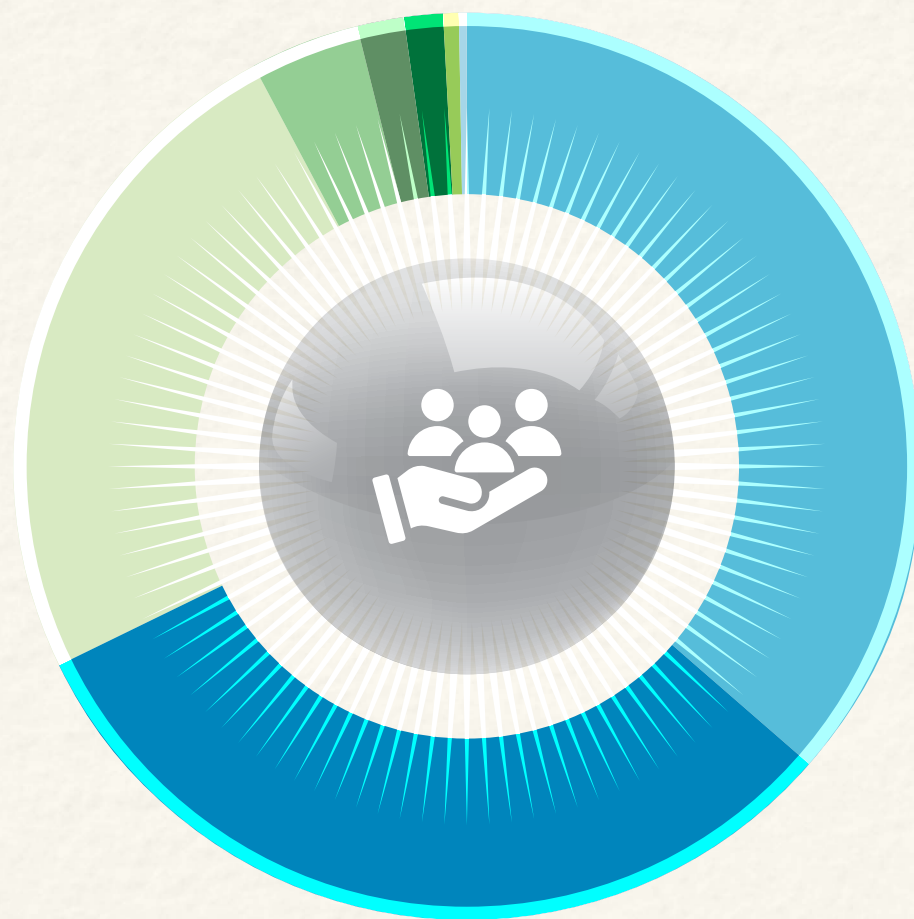
By integrating these comprehensive ESG initiatives, Balaji Amines continues to enhance its positive impact on the environment, society and overall

corporate governance, reaffirming its commitment to sustainable growth and community development.

**A step ahead in Sustainability**

Balaji Amines has taken a step forward in its CSR obligation as well. The Company's obligation for the financial year was ₹6,90,79,989 whereas their total expenditure was ₹6,92,64,132.

## CSR expenditure



- Promoting education: **36.68%**
- Amount given to CSR Implementing Agency: **31.33%**
- Promotion of Health Care: **24.32%**
- Promoting Sports: **4.07%**
- Rural Development: **1.71%**
- Administrative Expenses: **1.32%**
- Promotion of Traditional Art: **0.45%**
- Arrangement of Drinking Water: **0.12%**

## NOTICE

Notice is hereby given that the 36<sup>th</sup> Annual General Meeting of **Balaji Amines Limited** will be held on Thursday, 11<sup>th</sup> July, 2024 at 12:00 Noon IST through Video Conference ("VC")/ Other Audio-Visual Means ("OAVM") facility to transact the following business:

**ORDINARY BUSINESS:-**

- To receive, consider and adopt the Audited Financial Statements including Audited Consolidated Financial Statements of the Company for the Financial Year ended 31<sup>st</sup> March, 2024 and the Reports of the Board of Directors and Auditors thereon.
- To declare dividend of ₹11 per Equity Share for the Financial Year 2023-24.
- To appoint a Director in place of Mr. Dundurapu Ram Reddy (DIN: 00003864), who retires by rotation and, being eligible, offers himself for re-appointment.

**SPECIAL BUSINESS:-****4. Ratification of Remuneration to Cost Auditors for the Financial Year 2024-25**

To consider and, if thought fit with or without modification, to pass the following as **an Ordinary Resolution**:

**"RESOLVED THAT** pursuant to the provisions of Section 148 and other applicable provisions, if any, of the Companies Act, 2013 and the Companies (Audit and Auditors) Rules, 2014 [including any statutory modification(s) or amendment(s) thereto or re-enactment(s) thereof, for the time being in force] and pursuant to the recommendation of Audit Committee, the remuneration payable to Mr. Narayan D. Dontul, Cost Accountants, Solapur (Firm Registration Number: 100224), appointed by the Board of Directors of the Company as Cost Auditors to conduct the audit of the cost records of the Company for the Financial year ended 31<sup>st</sup> March, 2025, amounting to ₹75,000/- (Rupees Seventy Five Thousand only) (plus GST and reimbursement of out of pocket expenses), be and is hereby ratified.

**RESOLVED FURTHER THAT** the Board of Directors of the Company, be and are hereby authorised to do all such acts, deeds, matters and things and to take all such steps as may be required in this connection including seeking all necessary approvals to give effect to this Resolution and to settle any questions, difficulties or doubts that may arise in this regard."

**By Order of the Board**

**For Balaji Amines Limited**

Sd/-

**Lakhan Dargad**

**Company Secretary & Compliance Officer**

**ICSI Membership No. A52571**

**Date:** 8<sup>th</sup> May, 2024

**Place:** Solapur



## NOTES FOR MEMBERS

1. The Ministry of Corporate Affairs ("MCA") has vide its General Circular No. 09/2023 dated 25<sup>th</sup> September, 2023 read with General Circular Nos. 14/2020 dated 8<sup>th</sup> April 2020, 17/2020 dated 13<sup>th</sup> April, 2020, 22/2020 dated 15<sup>th</sup> June, 2020, 33/2020 dated 28<sup>th</sup> September, 2020, 39/2020 dated 31<sup>st</sup> December, 2020, 10/2021 dated 23<sup>rd</sup> June, 2021, 20/2021 dated 8<sup>th</sup> December, 2021, 3/2022 dated 5<sup>th</sup> May, 2022, 11/2022 dated 28<sup>th</sup> December, 2022 (collectively referred to as "MCA Circulars") and SEBI Circular No. SEBI/HO/CFD/CFD-PoD-2/P/CIR/2023/167 dated 7<sup>th</sup> October, 2023 read with SEBI Circular Nos. SEBI/HO/CFD/CMD1/CIR/P/2020/79 dated 12<sup>th</sup> May, 2020, SEBI/HO/CFD/CMD2/CIR/P/2021/11 dated 15<sup>th</sup> January, 2021, SEBI/HO/CFD/CMD2/CIR/P/2022/62 dated 13<sup>th</sup> May, 2022 and SEBI/HO/CFD/PoD-2/P/CIR/2023/4 dated 5<sup>th</sup> January, 2023 ("SEBI Circulars") permitted the holding of an Annual General Meeting ("AGM") through VC/OAVM, without the physical presence of the Members at a common venue. In compliance with the provisions of the Companies Act, 2013 ("Act"), SEBI (Listing Obligations and Disclosure Requirements) Regulations, 2015 ("Listing Regulations"), MCA Circulars and SEBI Circulars, physical attendance of the Members to the AGM venue is not required and general meeting be held through video conferencing (VC) or other audio visual means (OAVM). Hence, Member can attend and participate in the ensuing AGM through VC/OAVM.
2. Institutional / Corporate Shareholders (i.e. other than individuals / HUF, NRI, etc.) are required to send a scanned copy of its Board or governing body Resolution/Authorization etc., authorizing its representative to attend the AGM through VC/OAVM on its behalf and to vote through remote e-voting. The said Resolution/ Authorization shall be sent to the Scrutinizer by email through its registered email address to mohitkamdar@yahoo.co.in or cs@balajiamines.com with a copy marked to evoting@nsdl.co.in.
3. The Explanatory Statement as required under Section 102 of the Companies Act, 2013 is annexed hereto.
4. Pursuant to the provisions of the Act, a Member entitled to attend and vote at the AGM is entitled to appoint a proxy to attend and vote on his/her behalf and the proxy need not be a Member of the Company. Since this AGM is being held pursuant to the MCA Circulars through VC/OAVM, physical attendance of Members has been dispensed with. Accordingly, the facility for appointment of proxies by the Members will not be available for the AGM and hence the Proxy Form and Attendance Slip are not annexed to this Notice. However, the Body Corporates are entitled to appoint

authorised representatives to attend the AGM through VC/OAVM and participate there at and cast their votes through e-voting.

5. The Register of Members and Transfer Books of the Company will be closed from Friday, 5<sup>th</sup> July, 2024 to Thursday, 11<sup>th</sup> July, 2024 (both days inclusive) for the purpose of AGM and declaration of Dividend.
6. Pursuant to Section 124 of the Companies Act, 2013, the Members are requested to note that dividends not encashed or remaining unclaimed for a period of 7 (seven) years from the date of transfer to the Company's Unpaid Dividend Account, shall be transferred to the Investor Education and Protection Fund ("IEPF") established by the Central Government. Further pursuant to the provisions of Section 124 of the Companies Act, 2013 read with IEPF Rules, all shares on which dividend has not been paid or claimed for seven consecutive years or more shall be transferred to IEPF Authority as notified by the Ministry of Corporate Affairs.

In accordance with the aforesaid IEPF Rules, the Company has also published notice in newspapers regarding proposed transfer of shares to IEPF Authority. The shareholders whose dividend/shares is/will be transferred to the IEPF Authority, can claim the same from the IEPF Authority by following the procedure as detailed on the website of IEPF Authority [www.iepf.gov.in](http://www.iepf.gov.in).

Members who have not yet encashed the dividend warrants from the financial year ended 31<sup>st</sup> March, 2017 onwards are requested to forward their claims to the Company's Registrar and Share Transfer Agents without any further delay. It is in Members' interest to claim any un-encashed dividends and for future, opt for Electronic Clearing Service, so that dividends paid by the Company are credited to the Members' account on time. The due dates for transfer of unclaimed dividend and unclaimed shares to IEPF are provided in the report on Corporate Governance.

It may be noted that once the unclaimed dividend is transferred to IEPF as above, no claim shall rest with the Company in respect of such amount. It may also be noted that the unclaimed dividend amount which was lying with the Company upto and in respect of the year ended on 31<sup>st</sup> March, 2016, have already been transferred to IEPF. The details of the unclaimed dividends are available on the Company's website at <https://www.balajiamines.com/investor-relations.php> and on the website of Ministry of Corporate Affairs at [www.mca.gov.in](http://www.mca.gov.in). Members are requested to contact the Company's Registrar and Share Transfer Agent or the Company to claim the unclaimed/unpaid dividends.

The shareholders, whose unclaimed dividends/shares have been transferred to IEPF, may claim the same by making an online application to the IEPF Authority in webform IEPF-5. The said form is available on MCA's website [www.mca.gov.in](http://www.mca.gov.in).

7. Members can avail the facility of nomination in respect of shares held by them in physical form pursuant to the provisions of Section 72 of the Companies Act, 2013. Members desiring to avail this facility may send their nomination in the prescribed Form No. SH-13 duly filled in to RTA of the Company or to make changes to their nomination details through Form SH-14 and Form ISR-3. The said forms are available in the Investor Communication section at <https://www.balajiamines.com/investor-relations.php>. Members holding shares in electronic form may contact their respective Depository Participants for availing this facility.
8. The Securities and Exchange Board of India (SEBI) has made it mandatory for all companies to use the bank account details furnished by the Depositories and the bank account details maintained by the Registrar & Share Transfer Agent for payment of dividend to Members electronically. The Company has extended the facility of electronic credit of dividend directly to the respective bank accounts of the Member(s) through the Electronic Clearing Service (ECS)/ National Electronic Clearing Service (NECS)/Real Time Gross Settlement (RTGS)/Direct Credit, etc. As directed by SEBI, the Members holding shares in physical form are requested to submit particulars of their bank account along with the original cancelled cheque bearing the name of the Member to RTA/Company to update their Bank Account details. Members holding shares in demat form are requested to update their Bank Account details with their respective Depository Participant.
9. The Securities and Exchange Board of India ("SEBI") has mandated furnishing of PAN, KYC details (i.e. postal address with PIN code, e-mail address, mobile number, bank account details) and nomination details by holders of securities. Members are requested to update the said details against folio/ demat account. The forms prescribed by SEBI in this regard are available on the website of the Company in the Investor Communication section at <https://www.balajiamines.com/investor-relations.php>.
10. SEBI, vide its circulars dated 3<sup>rd</sup> November, 2021, 14<sup>th</sup> December, 2021, 16<sup>th</sup> March, 2023 and 17<sup>th</sup> November, 2023, mandated the security holders (holding securities in

physical form), whose folio(s) do not have PAN or Choice of Nomination or Contact Details or Mobile Number or Bank Account Details or Specimen Signature updated, shall be eligible for any payment including dividend, interest or redemption in respect of such folios, only through electronic mode with effect from 1<sup>st</sup> April, 2024.

11. SEBI has mandated the security holders holding securities in physical form to furnish PAN, Nomination, Contact details, Bank Account details and Specimen signature. The Members holding shares in physical form are requested to send the above information to the Company's Registrar & Share Transfer Agent i.e. M/s. Venture Capital and Corporate Investments Private Limited ("the RTA") by post or courier. The required forms (Form ISR-1, Form ISR-2, Form ISR-3 and Form SH-13 etc.) can be downloaded from <https://www.vccipl.com> or send a request mail to [investor.relations@vccipl.com](mailto:investor.relations@vccipl.com) for soft copy forms. The Members who are holding shares in dematerialized form are requested to submit PAN, contact, Bank account, nomination details and specimen signature (as applicable) to their Depository Participants (DPs). The RTAs shall not process any service requests or complaints received from the holder(s) / claimant(s), till PAN, KYC and Nomination documents/details are received.
12. SEBI has mandated listed companies to issue securities in dematerialized form only while processing service requests viz. Issue of duplicate securities certificate, claim from unclaimed dividend account, exchange of securities certificate, sub-division of securities certificate, consolidation of securities certificates/folios, transmission and transposition and such other reports. In view of the above and to avail various benefits of dematerialisation, members are advised to dematerialise the shares held by them in physical form.
13. Pursuant to Sections 101 and 136 of the Companies Act, 2013 read with the Rules framed thereunder and the MCA Circulars, the Notice calling the Annual General Meeting along with the Annual Report 2023-24 would be sent by electronic mode to those Members whose e-mail addresses are registered with the Depository or the Company/RTA, unless the Members have requested for a physical copy of the same. Members are requested to support this Green Initiative by registering/updating their e-mail addresses with the Depository Participant (in case of Shares held in dematerialised form) or with RTA (in case of Shares held in physical form). For any communication, the Members may also send requests to the Company's email id: [cs@balajiamines.com](mailto:cs@balajiamines.com).



14. In line with the MCA Circulars, the Notice calling the AGM has been uploaded on the website of the Company at [www.balajiamines.com](http://www.balajiamines.com). The Notice can also be accessed from the websites of the Stock Exchanges i.e. BSE Limited and National Stock Exchange of India Limited at [www.bseindia.com](http://www.bseindia.com) and [www.nseindia.com](http://www.nseindia.com) respectively and the AGM Notice is also available on the website of NSDL (agency for providing the Remote e-Voting facility) i.e. [www.evoting.nsdl.com](http://www.evoting.nsdl.com).
15. Those members whose email IDs are not registered, are requested to register their email ID with Registrar & Share Transfer Agent i.e. [info@vccipl.com](mailto:info@vccipl.com) (R&TA) by writing an email either to the R&TA at [info@vccipl.com](mailto:info@vccipl.com) or to the Company at [cs@balajiamines.com](mailto:cs@balajiamines.com) carrying the following details :
  - a. Folio No., Name of shareholder, scanned copy of the share certificate (front and back), PAN and AADHAR (self-attested scanned copy of both PAN card and Aadhar card) Name as registered with the R&TA,
  - b. Address, email, Copy of PAN, DPID/Client ID or Folio Number, Number of shares held.
  - c. To update bank account details, please send the following additional documents/ information followed by the hard copies:
    - i. Name of the bank and branch address,
    - ii. Type of bank account i.e., savings or current,
    - iii. Bank account no. allotted after implementation of core banking solutions,
    - iv. 9-digit MICR code no., and 11-digit IFSC code,
    - v. Original cancelled cheque bearing,
    - vi. The name of the first shareholder, failing which a copy of the bank passbook / statement attested by a bank.
  - d. Members holding in DEMAT Mode, please contact your DP and follow the process advised by your DP.
16. Members are requested to intimate changes, if any, pertaining to their name, postal address, e-mail address, telephone / mobile numbers, Permanent Account Number (PAN), mandates, nominations, power of attorney, etc., to their DPs if the shares are held by them in electronic form and to RTA if the shares are held by them in physical form.
17. All other documents referred to in the Explanatory Statement along with Register of Directors and Key Managerial Personnel and their shareholding, maintained under Section 170 of the Act and Register of Contracts or Arrangements in which the Directors are interested, maintained under Section 189 of the Act, are available for inspection at the registered office of the Company. Alternatively, members can reach out to [cs@balajiamines.com](mailto:cs@balajiamines.com).
18. AGM has been convened through VC/OAVM in compliance with applicable provisions of the Companies Act, 2013 read with MCA Circulars and SEBI Circulars issued from time to time.
19. Members desirous of getting any information about the annual accounts and / or operations of the company are requested to write to the company at least seven days before the date of the Meeting to enable the company to keep the information ready at the Meeting.
20. Members attending the AGM through VC/OAVM shall be counted for the purpose of reckoning the quorum under Section 103 of the Act.
21. Since the AGM will be held through VC/OAVM, the Route Map is not annexed in this Notice.
22. Additional information pursuant to Regulation 36 of SEBI (Listing Obligations and Disclosure Requirements) Regulations, 2015 and pursuant to Secretarial Standards on general meetings, information in respect of seeking appointment/re-appointment at the Annual General Meeting is furnished in the annexure and forms part of the notice.
23. Members are requested to:-
  - a) intimate to RTA, changes, if any, in their registered addresses at an early date, in case of shares held in physical form;
  - b) intimate to the respective Depository Participant, changes, if any, in their registered addresses at an early date, in case of shares held in dematerialised form;
  - c) quote their folio numbers/Client ID/DP ID in all correspondence;
  - d) Consolidate their holdings into one folio in case they hold Shares under multiple folios in the identical order of names; and
  - e) register their Permanent Account Number (PAN) with their Depository Participants, in case of Shares held in dematerialised form and RTA/ Company, in case of Shares held in physical form, as directed by SEBI.

24. Pursuant to the Finance Act, 2020, dividend income will be taxable in the hands of shareholders with effect from April 1, 2020 and the Company is required to deduct tax at source ("TDS") from dividend paid to shareholders at the prescribed rates as per Income Tax Act, 1961. For the prescribed rates for various categories, the shareholders are requested to refer to the Finance Act, 2020 and amendments thereof. The shareholders are requested to update their PAN with the Company/ RTA (in case of shares held in physical mode) and depositories (in case of shares held in demat mode).

A Resident individual shareholder with PAN and who is not liable to pay income tax can submit a yearly declaration in Form No. 15G/15H, to avail the benefit of non-deduction of tax at source by email to [cs@balajiamines.com](mailto:cs@balajiamines.com) by 11:59 P.M. IST on 11<sup>th</sup> July, 2024. Shareholders are requested to note that in case their PAN is not registered, the tax will be deducted at a higher rate of 20%.

Non-resident shareholders can avail beneficial rates under tax treaty between India and their country of residence, subject to providing necessary documents i.e. No Permanent Establishment and Beneficial Ownership Declaration, Tax Residency Certificate, Form 10F, any other document which may be required to avail the tax treaty benefits by sending an email to [cs@balajiamines.com](mailto:cs@balajiamines.com). The aforesaid declarations and documents need to be submitted by the shareholders on or before 11<sup>th</sup> July, 2024.

25. Instructions for e-voting and joining the AGM are as follows:

#### A. VOTING THROUGH ELECTRONIC MEANS

- I. In compliance with provisions of Section 108 of the Companies Act, 2013, Rule 20 of the Companies (Management and Administration) Rules, 2014 as amended by the Companies (Management and Administration) Amendment Rules, 2015 and Regulation 44(1) of the Securities and Exchange Board of India (Listing Obligations and Disclosure Requirements) Regulations, 2015, the Company is pleased to provide members facility to exercise their right to vote on Resolutions proposed to be considered at the 36<sup>th</sup> Annual General Meeting (AGM) by electronic means and the business may be transacted through

e-Voting Services. The facility of casting the votes by the Members using an electronic voting system from a place other than the venue of the 36<sup>th</sup> Annual General Meeting (AGM) ("remote e-voting") will be provided by National Securities Depository Limited (NSDL).

- II. The remote e-voting period begins on Monday, 8<sup>th</sup> July, 2024 at 9:00 A.M. and ends on Wednesday, 10<sup>th</sup> July, 2024 at 5:00 P.M. The remote e-voting module shall be disabled by NSDL for voting thereafter. The Members, whose names appear in the Register of Members / Beneficial Owners as on the record date (cut-off date) i.e. Thursday, 4<sup>th</sup> July, 2024, may cast their vote electronically. The voting rights of shareholders shall be in proportion to their shares in the paid-up equity share capital of the Company as on the cut-off date, i.e. Thursday, 4<sup>th</sup> July, 2024.
- III. Mr. Mohit Gurjar, Practising Company Secretary has been appointed as the Scrutinizer by the Board of Directors to scrutinize the e-voting process in a fair and transparent manner.
- IV. The members who have cast their vote by remote e-voting prior to the 36<sup>th</sup> Annual General Meeting (AGM) may also attend the AGM through VC/OAVM but shall not be entitled to cast their vote again.
- V. The voting rights of shareholders shall be in proportion to their shares on the paid-up equity share capital of the Company as on the cut-off date for e-voting.
- VI. Any person, who acquires shares of the Company and become member of the Company after dispatch of the notice and holding shares as on the cut-off date i.e. Thursday, 4<sup>th</sup> July, 2024 may obtain the login ID and password by sending a request at [evoting@nsdl.co.in](mailto:evoting@nsdl.co.in) or [info@vccilindia.com](mailto:info@vccilindia.com). However, if you are already registered with NSDL for remote e-voting then you can use your existing user ID and password for casting your vote. If you forgot your password, you can reset your password by using the "Forgot User Details/Password" option available on [www.evoting.nsdl.com](http://www.evoting.nsdl.com) or contact NSDL at the following toll free no.: 1800-222-990.



How do I vote electronically using the NSDL e-Voting system?

The way to vote electronically on NSDL e-Voting system consists of “Two Steps” which are mentioned below:

Step 1: Access to NSDL e-Voting system

A) Login method for e-Voting and joining virtual meeting for Individual shareholders holding securities in demat mode

In terms of SEBI circular dated December 9, 2020 on e-Voting facility provided by Listed Companies, Individual shareholders holding securities in demat mode are allowed to vote through their demat account maintained with Depositories and Depository Participants. Shareholders are advised to update their mobile number and email Id in their demat accounts in order to access e-Voting facility.

Login method for Individual shareholders holding securities in demat mode is given below:

Type of shareholders	Login Method
Individual Shareholders holding securities in demat mode with NSDL.	<ol style="list-style-type: none"> <li>Existing <b>IDeAS</b> user can visit the e-Services website of NSDL Viz. <a href="https://eservices.nsdl.com">https://eservices.nsdl.com</a> either on a Personal Computer or on a mobile. On the e-Services home page click on the <b>“Beneficial Owner”</b> icon under <b>“Login”</b> which is available under <b>‘IDeAS’</b> section , this will prompt you to enter your existing User ID and Password. After successful authentication, you will be able to see e-Voting services under Value added services. Click on <b>“Access to e-Voting”</b> under e-Voting services and you will be able to see e-Voting page. Click on company name or <b>e-Voting service provider i.e. NSDL</b> and you will be re-directed to e-Voting website of NSDL for casting your vote during the remote e-Voting period or joining virtual meeting &amp; voting during the meeting.</li> <li>If you are not registered for IDeAS e-Services, option to register is available at <a href="https://eservices.nsdl.com">https://eservices.nsdl.com</a>. Select <b>“Register Online for IDeAS Portal”</b> or click at <a href="https://eservices.nsdl.com/SecureWeb/IdeasDirectReg.jsp">https://eservices.nsdl.com/SecureWeb/IdeasDirectReg.jsp</a></li> <li>Visit the e-Voting website of NSDL. Open web browser by typing the following URL: <a href="https://www.evoting.nsdl.com/">https://www.evoting.nsdl.com/</a> either on a Personal Computer or on a mobile. Once the home page of e-Voting system is launched, click on the icon “Login” which is available under ‘Shareholder/Member’ section. A new screen will open. You will have to enter your User ID (i.e. your sixteen digit demat account number hold with NSDL), Password/OTP and a Verification Code as shown on the screen. After successful authentication, you will be redirected to NSDL Depository site wherein you can see e-Voting page. Click on company name or <b>e-Voting service provider i.e. NSDL</b> and you will be redirected to e-Voting website of NSDL for casting your vote during the remote e-Voting period or joining virtual meeting &amp; voting during the meeting.</li> <li>Shareholders/Members can also download NSDL Mobile App <b>“NSDL Speede”</b> facility by scanning the QR code mentioned below for seamless voting experience.</li> </ol>

NSDL Mobile App is available on

 App Store



 Google Play



Individual Shareholders holding securities in demat mode with CDSL	<ol style="list-style-type: none"> <li>Existing users who have opted for CDSL Easi / Easiest, they can login through their existing user id and password. Option will be made available to reach e-Voting page without any further authentication. The users to login Easi /Easiest are requested to visit CDSL website <a href="http://www.cdslindia.com">www.cdslindia.com</a> and click on login icon &amp; New System Myeasi Tab and then user your existing Myeasi username &amp; password.</li> <li>After successful login the Easi / Easiest user will be able to see the e-Voting option for eligible companies where the evoting is in progress as per the information provided by company. On clicking the evoting option, the user will be able to see e-Voting page of the e-Voting service provider for casting your vote during the remote e-Voting period or joining virtual meeting &amp; voting during the meeting. Additionally, there is also links provided to access the system of all e-Voting Service Providers, so that the user can visit the e-Voting service providers’ website directly.</li> <li>If the user is not registered for Easi/Easiest, option to register is available at CDSL website <a href="http://www.cdslindia.com">www.cdslindia.com</a> and click on login &amp; New System Myeasi Tab and then click on registration option.</li> <li>Alternatively, the user can directly access e-Voting page by providing Demat Account Number and PAN No. from an e-Voting link available on <a href="http://www.cdslindia.com">www.cdslindia.com</a> home page. The system will authenticate the user by sending OTP on registered Mobile &amp; Email as recorded in the Demat Account. After successful authentication, user will be able to see the e-Voting option where the e-voting is in progress and also able to directly access the system of all e-Voting Service Providers.</li> </ol>
Individual Shareholders (holding securities in demat mode) login through their depository participants	You can also login using the login credentials of your demat account through your Depository Participant registered with NSDL/CDSL for e-Voting facility. upon logging in, you will be able to see the e-Voting option. Click on e-Voting option, you will be redirected to NSDL/CDSL Depository site after successful authentication, wherein you can see e-Voting feature. Click on company name or e-Voting service provider i.e. NSDL and you will be redirected to the e-Voting website of NSDL for casting your vote during the remote e-Voting period or joining virtual meeting & voting during the meeting.

**Important note:** Members who are unable to retrieve User ID/ Password are advised to use Forget User ID and Forget Password option available at abovementioned website.

Helpdesk for Individual Shareholders holding securities in demat mode for any technical issues related to login through Depository i.e. NSDL and CDSL.

Login type	Helpdesk details
Individual Shareholders holding securities in demat mode with NSDL	Members facing any technical issue in login can contact NSDL helpdesk by sending a request at <a href="mailto:evoting@nsdl.co.in">evoting@nsdl.co.in</a> or call at 022-48867000.
Individual Shareholders holding securities in demat mode with CDSL	Members facing any technical issue in login can contact CDSL helpdesk by sending a request at <a href="mailto:helpdesk.evoting@cdslindia.com">helpdesk.evoting@cdslindia.com</a> or contact at toll free no. 1800 22 55 33

B) Login Method for e-Voting and joining virtual meeting for shareholders other than Individual shareholders holding securities in demat mode and shareholders holding securities in physical mode.

How to Log-in to NSDL e-Voting website?

- Visit the e-Voting website of NSDL. Open a web browser by typing the following URL: <https://www.evoting.nsdl.com/> either on a Personal Computer or on a mobile.
- Once the home page of e-Voting system is launched, click on the icon “Login” which is available under ‘Shareholder/Member’ section.
- A new screen will open. You will have to enter your User ID, your Password/OTP and a Verification Code as shown on the screen.  
  
Alternatively, if you are registered for NSDL eservices i.e. IDEAS, you can log-in at <https://eservices.nsdl.com/> with your existing IDEAS login. Once you log-in to NSDL eservices after using your log-in credentials, click on e-Voting and you can proceed to Step 2 i.e. Cast your vote electronically.



4. Your User ID details are given below :

Manner of holding shares i.e. Demat (NSDL or CDSL) or Physical	Your User ID is:
a) For Members who hold shares in demat account with NSDL	8 Character DP ID followed by 8 Digit Client ID For example if your DP ID is IN300*** and Client ID is 12***** then your user ID is IN300***12*****.
b) For Members who hold shares in demat account with CDSL.	16 Digit Beneficiary ID For example if your Beneficiary ID is 12***** then your user ID is 12*****.
c) For Members holding shares in Physical Form.	EVEN Number followed by Folio Number registered with the company For example if folio number is 001*** and EVEN is 101456 then user ID is 101456001***

5. Password details for shareholders other than Individual shareholders are given below:

- If you are already registered for e-Voting, then you can use your existing password to login and cast your vote.
- If you are using the NSDL e-Voting system for the first time, you will need to retrieve the 'initial password' which was communicated to you. Once you retrieve your 'initial password', you need to enter the 'initial password' and the system will force you to change your password.
- How to retrieve your 'initial password'?
  - If your email ID is registered in your demat account or with the company, your 'initial password' is communicated to you on your email ID. Trace the email sent to you from NSDL from your mailbox. Open the email and open the attachment i.e. a .pdf file. Open the .pdf file. The password to open the .pdf file is your 8 digit client ID for NSDL account, last 8 digits of client ID for CDSL account or folio number for shares held in physical form. The .pdf file contains your 'User ID' and your 'initial password'.
  - If your email ID is not registered, please follow steps mentioned below in process for those shareholders whose email ids are not registered.

6. If you are unable to retrieve or have not received the "Initial password" or have forgotten your password:

- Click on "Forgot User Details/Password?" (If you are holding shares in your demat account with NSDL or CDSL) option available on [www.evoting.nsdl.com](http://www.evoting.nsdl.com).
- Physical User Reset Password? (If you are holding shares in physical mode) option available on [www.evoting.nsdl.com](http://www.evoting.nsdl.com).
- If you are still unable to get the password by aforesaid

two options, you can send a request at [evoting@nsdl.co.in](mailto:evoting@nsdl.co.in) mentioning your demat account number/folio number, your PAN, your name and your registered address etc.

- Members can also use the OTP (One Time Password) based login for casting the votes on the e-Voting system of NSDL.
- After entering your password, tick on Agree to "Terms and Conditions" by selecting on the check box.
  - Now, you will have to click on "Login" button.
  - After you click on the "Login" button, Home page of e-Voting will open.

#### Step 2: Cast your vote electronically and join General Meeting on NSDL e-Voting system.

#### How to cast your vote electronically and join General Meeting on NSDL e-Voting system?

- After successful login at Step 1, you will be able to see all the companies "EVEN" in which you are holding shares and whose voting cycle and General Meeting is in active status.
- Select "EVEN" of company for which you wish to cast your vote during the remote e-Voting period and casting your vote during the General Meeting. For joining virtual meeting, you need to click on "VC/OAVM" link placed under "Join Meeting".
- Now you are ready for e-Voting as the Voting page opens.
- Cast your vote by selecting appropriate options i.e. assent or dissent, verify/modify the number of shares for which you wish to cast your vote and click on "Submit" and also "Confirm" when prompted.
- Upon confirmation, the message "Vote cast successfully" will be displayed.

6. You can also take the printout of the votes cast by you by clicking on the print option on the confirmation page.

7. Once you confirm your vote on the resolution, you will not be allowed to modify your vote.

#### General Guidelines for shareholders

- Institutional shareholders (i.e. other than individuals, HUF, NRI etc.) are required to send scanned copy (PDF/JPG Format) of the relevant Board Resolution/ Authority letter etc. with attested specimen signature of the duly authorised signatory(ies) who are authorised to vote, to the Scrutinizer by e-mail to [mohitkamdar@yahoo.co.in](mailto:mohitkamdar@yahoo.co.in) with a copy marked to [evoting@nsdl.co.in](mailto:evoting@nsdl.co.in). Institutional shareholders (i.e. other than individuals, HUF, NRI etc.) can also upload their Board Resolution / Power of Attorney / Authority Letter etc. by clicking on "Upload Board Resolution / Authority Letter" displayed under "e-Voting" tab in their login.
- It is strongly recommended not to share your password with any other person and take utmost care to keep your password confidential. Login to the e-voting website will be disabled upon five unsuccessful attempts to key in the correct password. In such an event, you will need to go through the "Forgot User Details/Password?" or "Physical User Reset Password?" option available on [www.evoting.nsdl.com](http://www.evoting.nsdl.com) to reset the password.
- In case of any queries, you may refer the Frequently Asked Questions (FAQs) for Shareholders and e-voting user manual for Shareholders available at the download section of [www.evoting.nsdl.com](http://www.evoting.nsdl.com) or call at 022-48867000 or send a request at [evoting@nsdl.co.in](mailto:evoting@nsdl.co.in).

#### Process for those shareholders whose email ids are not registered with the depositories for procuring user id and password and registration of e mail ids for e-voting for the resolutions set out in this notice:

- In case shares are held in physical mode please provide Folio No., Name of shareholder, scanned copy of the share certificate (front and back), PAN (self-attested scanned copy of PAN card), AADHAR (self-attested scanned copy of Aadhar Card) by email to [cs@balajiamines.com](mailto:cs@balajiamines.com).
- In case shares are held in demat mode, please provide DPID-CLID (16 digit DPID + CLID or 16 digit beneficiary ID), Name, client master or copy of Consolidated Account statement, PAN (self-attested scanned copy of PAN card), AADHAR (self-attested scanned copy of Aadhar Card) to [cs@balajiamines.com](mailto:cs@balajiamines.com). If you are an Individual shareholders holding securities in demat mode, you are requested to refer to the login method explained at step 1 (A) i.e. Login method for e-Voting

and joining virtual meeting for Individual shareholders holding securities in demat mode.

- Alternatively, shareholder/members may send a request to [evoting@nsdl.co.in](mailto:evoting@nsdl.co.in) for procuring user id and password for e-voting by providing above mentioned documents.
- In terms of SEBI circular dated December 9, 2020 on e-Voting facility provided by Listed Companies, Individual shareholders holding securities in demat mode are allowed to vote through their demat account maintained with Depositories and Depository Participants. Shareholders are required to update their mobile number and email ID correctly in their demat account in order to access e-Voting facility.

#### THE INSTRUCTIONS FOR MEMBERS FOR e-VOTING ON THE DAY OF THE AGM ARE AS UNDER:-

- The procedure for e-Voting on the day of the AGM is same as the instructions mentioned above for remote e-voting.
- Only those Members/ shareholders, who will be present in the AGM through VC/OAVM facility and have not casted their vote on the Resolutions through remote e-Voting and are otherwise not barred from doing so, shall be eligible to vote through e-Voting system in the AGM.
- Members who have voted through Remote e-Voting will be eligible to attend the AGM. However, they will not be eligible to vote at the AGM.
- The details of the person who may be contacted for any grievances connected with the facility for e-Voting on the day of the AGM shall be the same person mentioned for Remote e-voting.

#### B. INSTRUCTIONS FOR MEMBERS FOR ATTENDING THE AGM THROUGH VC/OAVM ARE AS UNDER:

- Members will be provided with a facility to attend the AGM through VC/OAVM through the NSDL e-Voting system. Members may access by following the steps mentioned above for **Access to NSDL e-Voting system**. After successful login, you can see the "VC/OAVM link" placed under the "Join meeting" menu against the company name. You are requested to click on VC/OAVM link placed under the Join General Meeting menu. The link for VC/OAVM will be available in Shareholder/Member login where the EVEN of the Company will be displayed. Please note that the members who do not have the User ID and Password for e-Voting or have forgotten the User ID and Password may retrieve the same by following the remote e-Voting instructions mentioned in the notice to avoid last minute rush.



2. Members are encouraged to join the Meeting through Laptops for better experience.
3. Further, Members will be required to allow Camera and use the Internet with a good speed to avoid any disturbance during the meeting.
4. Please note that Participants Connecting from Mobile Devices or Tablets or through Laptop connecting via Mobile Hotspot may experience Audio/Video loss due to Fluctuation in their respective network. It is therefore recommended to use Stable Wi-Fi or LAN Connection to mitigate any kind of aforesaid glitches.
5. Shareholders who would like to express their views/have questions may send their questions in advance mentioning their name demat account number/folio number, email id, mobile number at cs@balajiamines.com. The same will be replied by the company suitably.
6. Members who would like to express their views or ask questions during the AGM may register themselves as a speaker by sending their request from their registered email address mentioning their name, DP ID and Client ID/folio number, PAN, mobile number at cs@balajiamines.com from 5<sup>th</sup> July, 2024 to 7<sup>th</sup> July, 2024. Those Members who have registered themselves as a speaker will only be allowed to express their views/ask questions during the AGM. The Company reserves the right to restrict the number of speakers depending on the availability of time for the AGM.

**Other Instructions**

7. The Scrutinizer shall, immediately after the conclusion of voting at the AGM, first count the votes cast during the AGM, thereafter unblock the votes cast through remote e-voting and make, within two working days of conclusion of the AGM, a consolidated Scrutinizer's Report of the total votes cast in favour or against, if any, to the Chairman or a person authorised by him in writing, who shall countersign the same.
8. The Results declared along with the report of the Scrutinizer shall be placed on the website of the Company at www.balajiamines.com and on the website of NSDL immediately after the declaration of result by the Chairman or a person authorized by him in writing. The results shall also be immediately forwarded to the results to BSE Limited and National Stock Exchange of India Limited.

**By Order of the Board  
For Balaji Amines Limited**

Sd/-

**Lakhan Dargad**  
**Company Secretary & Compliance Officer**  
**ICSI Membership No. A52571**

**Date:** 8<sup>th</sup> May, 2024

**Place:** Solapur

**EXPLANATORY STATEMENT IN RESPECT OF THE SPECIAL BUSINESS PURSUANT TO SECTION 102 OF THE COMPANIES ACT, 2013**

**ITEM NO. 4**

The Board of Directors at its Meeting held on 8<sup>th</sup> May, 2024, upon the recommendation of the Audit Committee, approved the re-appointment of Mr. Narayan D. Dontul, Cost Accountants, Solapur (FRN No. 100224) as Cost Auditors of the Company to conduct the audit of the cost records of the Company for the Financial Year 2024-25 at a remuneration of ₹75,000/- (Rupees Seventy Five Thousand only) (plus GST and reimbursement of out of pocket expenses) subject to ratification in this Annual General Meeting.

Pursuant to Section 148 of the Companies Act, 2013 read with the Companies (Audit and Auditors) Rules, 2014, Members of a Company are required to ratify the remuneration to be paid to the cost auditors of the Company. Therefore, the Board proposes to ratify the remuneration to be paid to the Cost Auditors of the Company for the Financial Year 2024-25.

Accordingly, consent of the Members is sought for passing an Ordinary Resolution as set out at Item No.4 of the Notice for ratification of the remuneration payable to the Cost Auditors for conducting the audit of the cost records of the Company for the Financial Year ending 31<sup>st</sup> March, 2025.

None of the Directors, Key Managerial Personnel of the Company and their relatives are, in any way, concerned or interested, financially or otherwise, in the Resolution set out at Item No. 4 of the Notice.

The Board commends the Ordinary Resolution set out at Item No. 4 of the Notice for approval of the Members.

**By Order of the Board**

**For Balaji Amines Limited**

Sd/-

**Lakhan Dargad**  
**Company Secretary & Compliance Officer**  
**ICSI Membership No. A52571**

**Date:** 8<sup>th</sup> May, 2024

**Place:** Solapur

**Details of Directors seeking appointment / re-appointment at the Annual General Meeting (Pursuant to Regulation 36(3) of the Listing Regulations and Secretarial Standards on General Meetings)**

S. No.	Particulars	Mr. Dundurapu Ram Reddy
1	Director Identification Number (DIN)	00003864
2	Date of Birth and Age	20 <sup>th</sup> October, 1961 (62 years)
3	Date of Appointment by the Board	15 <sup>th</sup> January, 1989
4	Brief Profile including expertise in specific functional areas	Mr. Dundurapu Ram Reddy has more than 36 years of experience in the procurement of raw materials, marketing, sales and general administration of various businesses. He joined the Board in January, 1989.  He joined Bharat Cement Pipe Industries, Hyderabad as Manager in 1980. In 1985, he promoted Balaji Cement Products Pvt. Ltd. and successfully managed the Company before joining Balaji Amines as Director. He is responsible for the procurement, marketing and logistics activities of the Company and plays a key role in establishing customer and supplier's relationship with leading buyers and suppliers of specialty chemicals both within the country and also abroad. He was instrumental in achieving first of its kind large scale supply contract arrangement with world's leading company in Specialty Chemicals.



S. No.	Particulars	Mr. Dundurapu Ram Reddy
5	List of listed companies in which Directorship/ Committee position as on 31 <sup>st</sup> March, 2024 (other than the Company)	-
6	Listed entities from which resigned in the past three years	-
7	Chairman / Member of the Committees of the Board of the Companies on which he is a Director as on 31 <sup>st</sup> March, 2024 (other than the Company)	-
8	Directorships in other companies	1. SVS Food Processors Private Limited 2. SVS Medicare Private Limited 3. Balaji Greenfield Techno Ventures Private Limited 4. Thirumala Precicasts Private Limited 5. Srinivasa Cement Products Private Limited 6. SVS Products Private Limited
9	Shareholding in the Company	4,74,855 Equity Shares
10	Relationship with other directors/KMP	Nephew of Mr. Ande Prathap Reddy, Executive Chairman of the Company and Cousin of Mr. Ande Srinivas Reddy, Whole time Director of the Company
11	No. of Board Meetings attended in FY 2023-24	4 out of 4
12	Terms and Conditions of Appointment with details of Remuneration	Executive Director, liable to retire by rotation in terms of Section 152(6) of the Companies Act, 2013. For details of remuneration, refer Report on Corporate Governance.

# DIRECTOR'S REPORT

To

The Members,

Your Directors are pleased to present the 36<sup>th</sup> Annual Report together with the Audited Standalone and Consolidated Financial Statements of the Company for the financial year ended 31<sup>st</sup> March, 2024.

## 1. FINANCIAL RESULTS

Particulars	Standalone		Consolidated	
	2023-24	2022-23	2023-24	2022-23
Revenue from Operations	1,33,784.44	1,72,628.31	1,64,151.30	2,35,539.56
Other Income	2,089.55	975.65	2,963.77	1,524.64
<b>Total Income</b>	<b>1,35,873.99</b>	<b>1,73,603.95</b>	<b>1,67,115.07</b>	<b>2,37,064.20</b>
Total Expenses excluding Depreciation, Finance Cost and Tax	1,09,129.52	1,39,667.05	1,31,777.93	1,74,628.17
<b>Profit Before Depreciation, Finance Cost and Tax</b>	<b>26,744.47</b>	<b>33,936.90</b>	<b>35,337.14</b>	<b>62,436.03</b>
Less: Depreciation	3,364.61	3,126.24	4,537.36	4,557.34
<b>Profit Before Finance Cost and Tax</b>	<b>23,379.86</b>	<b>30,810.66</b>	<b>30,799.78</b>	<b>57,878.69</b>
Less: Finance Cost	217.91	273.35	644.23	1,197.17
<b>Profit Before Tax (PBT)</b>	<b>23,161.95</b>	<b>30,537.31</b>	<b>30,155.55</b>	<b>56,681.52</b>
Less: Current Tax	6,038.48	7,838.28	7,575.64	16,072.72
Adjustment of earlier years' tax	-6.95	-55.18	-650.39	40.50
<b>Total Tax</b>	<b>6,031.54</b>	<b>7,783.09</b>	<b>6,925.25</b>	<b>16,113.22</b>
<b>Profit After Tax (PAT)</b>	<b>17,130.41</b>	<b>22,754.22</b>	<b>23,230.30</b>	<b>40,568.30</b>
Other Comprehensive Income	-483.96	-16.36	-481.98	-22.82
<b>Total Comprehensive Income</b>	<b>16,646.45</b>	<b>22,737.86</b>	<b>22,748.32</b>	<b>40,545.48</b>
1. Owners of the parent	16,646.45	22,737.86	20,002.49	32,532.09
2. Non-controlling Interests	-	-	2,745.85	8,013.39
Less: Transfer to Reserves	-1,713.00	-2,275.42	-1,713.00	-2,275.42
<b>Balance</b>	<b>14,933.45</b>	<b>20,462.45</b>	<b>18,289.49</b>	<b>30,256.67</b>
Balance of profit of earlier years	1,23,423.41	1,04,905.04	1,38,814.25	1,10,651.07
Add (Less): Final Dividend Paid, Other Comprehensive Income, net of taxes etc.	-3,240.10	-1,944.06	-3240.10	-2,093.49
<b>Balance Carried Forward</b>	<b>1,35,116.76</b>	<b>1,23,423.41</b>	<b>1,53,863.64</b>	<b>1,38,814.25</b>



## 2. PERFORMANCE HIGHLIGHTS AND THE STATE OF COMPANY'S AFFAIRS

Your company has achieved a total income of ₹1,35,873.99 Lakhs on Standalone Basis and ₹1,67,115.07 Lakhs on Consolidated Basis during the financial year 2023-24 as compared to ₹1,73,603.95 Lakhs on Standalone Basis and ₹2,37,064.20 Lakhs in previous year. The Standalone and Consolidated Profit before Tax (PBT) for the year stood at ₹23,161.95 Lakhs and ₹30,155.55 Lakhs as compared to ₹30,537.31 Lakhs and ₹56,681.52 Lakhs respectively over the previous year. The Standalone and Consolidated Profit after Tax (PAT) stood at ₹17,130.41 Lakhs and ₹23,230.30 Lakhs as compared to ₹22,754.22 Lakhs and ₹40,568.30 Lakhs over the previous year.

Further, the details of operations are given in the Management Discussion and Analysis Report which forms part of this report.

## 3. DIVIDEND

During the Financial Year, based on the Company's performance, the Board of Directors have declared dividend of ₹11/- each per equity share at 550% of the face value of ₹2/- each, if approved by the Members and would involve a cash outflow of ₹3,564.11 Lakhs. Pursuant to Regulation 43A of SEBI (Listing Obligations and Disclosure Requirements) Regulations, 2015, the Company has framed a Dividend Distribution Policy and the same is herewith annexed as 'Annexure I' to this report. The Dividend Distribution Policy is posted on the website of the Company at <http://www.balajiamines.com/pdf/1703159270DividendDistributionPolicy.pdf>

## 4. TRANSFER TO RESERVES

The Company proposes to transfer a sum of ₹1,713.00 Lakhs to the General Reserves. An amount of ₹11,693.35 Lakhs is proposed to be retained in the statement of profit and loss.

## 5. SUBSIDIARIES

Balaji Specialty Chemicals Limited (BSCL) is the only Subsidiary of the Company. BSCL is engaged in Manufacturing of Ethylenediamine (EDA), Piperazine (Anhydrous), Aminoethylpiperazine (AEP) and Diethylene triamine (DETA) and other Specialty Chemicals.

During the period under review, BSCL has withdrawn the draft Red Herring Prospectus filed with SEBI for Initial Public Offering of Equity Shares in their Board Meeting held on 8<sup>th</sup> September, 2023.

## 6. CONSOLIDATED FINANCIAL STATEMENTS

As required pursuant to the provisions of Section 129 of the Companies Act, 2013, and the SEBI (Listing Regulations and Disclosure Requirements) Regulations, 2015, the Consolidated Financial Statements of the Company are prepared in accordance with the Indian Accounting Standards (Ind-AS) issued by the Institute of Chartered Accountants of India on the basis of the Audited Financial Statements of the Company and its Subsidiary.

As per the provisions of Section 136 of the Companies Act, 2013, the Company will also place separate audited accounts of its Subsidiaries on its website. The audited financial statements of subsidiary are available on the website of the Company at <https://www.balajiamines.com/investor-relations.php>.

The Statement containing salient features of the financial statements of the subsidiaries in Form AOC-1 is attached as 'Annexure II' to this Annual Report.

## 7. CREDIT RATING

The Credit Rating of the Company is affirmed during the year as "IND AA/Stable/IND A1+" by India Ratings and Research Private Limited.

## 8. DETAILS OF COMPANIES WHICH HAVE BECOME OR CEASED TO BE ITS SUBSIDIARIES, JOINT VENTURES OR ASSOCIATE COMPANIES DURING THE FINANCIAL YEAR

During the Financial Year 2023-24, no company ceased to be a subsidiary of the company and your company does not have any associates or joint ventures.

## 9. DETAILS OF DIRECTORS OR KEY MANAGERIAL PERSONNEL WHO WERE APPOINTED OR HAVE RESIGNED DURING THE FINANCIAL YEAR

The constitution of the Board is in compliance with the provisions of Section 149 of the Companies Act, 2013 and the Listing Regulations.

During the financial year 2023-24, the following changes were occurred in the Directors and Key Managerial Personnel:

At 35<sup>th</sup> Annual General Meeting held on 10<sup>th</sup> July, 2023, the Members had approved the appointment of Dr. Suhasini Yatin Shah, Dr. Uma Rajiv Pradhan, Mr. Mohan Kumar Ramakrishna and Mr. Adabala Seshagiri Rao as Independent Directors of the Company for a term of 5 Years respectively i.e. from 20<sup>th</sup> May, 2023 to 19<sup>th</sup> May, 2028.

Based on the recommendations of the Nomination and Remuneration Committee, the Board vide resolution passed on 20<sup>th</sup> May, 2023, re-designated Mr. Rajeshwar Reddy Nomula as Whole-time Director and Mr. Ande Srinivas Reddy as Whole-time Director and Chief Financial Officer of the Company.

Mr. Naveena Chandra Thammishetty, Mr. Amarender Reddy Minupuri, Mr. Satyanarayana Murthy Chavali, Mr. Kashinath Revappa Dhole and Mrs. Vimala Behram Madon, resigned from the office of Independent Directors of the Company with effect from closing hours on 20<sup>th</sup> May, 2023. Mr. Hemanth Reddy Gaddam has resigned from the office of Whole-time Director and CFO of the Company with effect from closing hours on 20<sup>th</sup> May, 2023. The Company has placed its sincere appreciation for the contributions made by them during their tenure on the Board of the Company.

Pursuant to Section 152 of the Act read with the Articles of Association of the Company, Mr. Dundurapu Ram Reddy, Managing Director retires by rotation and is eligible, offers himself for re-appointment at the ensuing Annual General Meeting of the Company.

## 10. DECLARATION BY INDEPENDENT DIRECTORS

The Company has received declarations of independence from all Independent Directors pursuant to the provisions of Section 149(7) of the Act and Regulation 25(8) of the SEBI Listing Regulations, stating that they meet the criteria of independence as provided in Section 149(6) of the Act and Regulation 16(1)(b) of the Listing Regulations and they are not aware of any circumstance or situation, which exist or may be reasonably anticipated, that could impair or impact their ability to discharge their duties with an objective independent judgment and without any external influence.

The Board is of the opinion that the Independent Directors of the Company possess requisite qualifications, experience and expertise and hold the highest standards of integrity during their tenure. In terms of Section 150 read with Rule 6 of the Companies (Appointment and Qualification of Directors) Rules, 2014, as amended, the Independent Directors of the Company have included their names in the data bank of Independent Directors maintained with the Indian Institute of Corporate Affairs.

## 11. MEETINGS

During the year, four meetings of the Board of Directors were held, as more particularly disclosed in the attached Report on Corporate Governance. The intervening gap between any two meetings was within the prescribed period.

The number and dates of meetings held by the Board and its Committees, attendance of Directors and details of remuneration paid to them is given separately in the Report on Corporate Governance in terms of Section 134(3) (b) of the Companies Act, 2013.

None of the Directors are disqualified under Section 164(2) of the Act. Certificate on non-disqualification, as required under Regulation 34 of SEBI (Listing Obligation & Disclosure Requirements) Regulations, 2015 is annexed to the Report on Corporate Governance.

## Committees of the Board

Details of committees of the Board, their composition, terms of reference and other details are provided in the Report on Corporate Governance, which forms a part of this Annual Report.

## Meetings of Independent Directors

As stipulated by the Code of Independent Directors under the Act and the Listing Regulations, one meeting of Independent Directors was held during the year. The Independent Directors reviewed the performance of the Chairman, Non-Independent Directors and the Board as a whole.

## 12. BOARD EVALUATION

Pursuant to the provisions of the Companies Act, 2013 and Listing Regulations, the Board has carried out the annual performance evaluation of its own performance by the Directors individually (including Independent Directors) as well as the evaluation of the working of its Audit, Nomination and Remuneration and other Committees.

A structured questionnaire was prepared after taking into consideration inputs received from the Directors, covering various aspects of the Board's functioning such as adequacy of the composition of the Board and its Committees, Board culture, execution and performance of specific duties, obligations and governance.

A separate exercise was carried out to evaluate the performance of individual Directors including the Chairman of the Board, who were evaluated on parameters such as level of engagement and contribution, independence of judgments, safeguarding the interest of the Company.

The performance evaluation of the Independent Directors was carried out by the entire Board. The performance evaluation of the Chairman and the Non-Independent Directors was carried out by the Independent Directors. The Directors expressed their satisfaction with the evaluation process.



### Familiarization program for Independent Directors

The Company familiarizes its Independent Directors pursuant to the requirements of the Listing Regulations with their roles, rights, responsibilities in the Company. The details of the familiarization programme imparted to Independent Directors of the Company during Financial Year 2023-24 are available on the website of the Company at <http://www.balajiamines.com/pdf/1708002869FamiliarisationProgramme.pdf>.

It is the general practice of the Company to notify the changes in all the applicable laws from time to time in Board Meetings conducted.

### 13. DIRECTORS RESPONSIBILITY STATEMENT

Pursuant to Section 134(5) of the Companies Act, 2013, your Directors confirm that, to the best of their knowledge and belief and according to the information and explanation available to them that -

- in the preparation of the annual accounts, the applicable accounting standards have been followed along with proper explanation relating to material departures;
- such accounting policies as mentioned in the notes to the financial statements have been selected and applied consistently and judgments and estimates that are reasonable and prudent made so as to give a true and fair view of the state of affairs of the Company at the end of the financial year 2023-24 and of the statement of profit of the Company for that period;
- proper and sufficient care has been taken for the maintenance of adequate accounting records in accordance with the provisions of the Companies Act, 2013, for safeguarding the assets of the Company and for preventing and detecting fraud and other irregularities;
- the annual accounts for the year 2023-24 have been prepared on a going concern basis;
- the proper internal financial controls are in place and that the financial controls were adequate and were operating effectively.
- the proper systems have been devised to ensure compliance with the provisions of all applicable laws and were adequate and operating effectively mentioned under various heads of the departments which are in turn reporting to the Whole-time Directors.

### 14. RESEARCH & DEVELOPMENT

Your Company has been carrying out continuous Research and Development activities in the following areas:

The Company has initiated various process development activities in the following plants which have bearing on the cost reduction, product quality improvement and modifications required to meet specific requirements of customers for some products.

- Pharmapure Povidone (PVP K-30) - Unit-III
- Di-methyl Carbonate - Unit IV
- Bio ETP treatment Plants
- Morpholine
- DMAHCL - Unit -III
- Field trials of Paddy crop by using NBPT blended with Urea in association with Indian Institute of Rice Research, Hyderabad

### 15. EXPANSION/DIVERSIFICATION

- Methylamines:** The new project is progressing as planned and likely to be commissioned around December 2024.
- Electronic Grade DMC:** Electronic Grade DMC plant is under execution, which will be commissioned during FY 24-25. This has good demand for EV Batteries which has good potential in the coming years as we are the only manufacturers of DMC in India right now with an installed capacity of 15,000 MTPA.
- Dimethyl Ether (DME):** The project for manufacture of DME is under execution at Unit-IV. The Plant is expected to be commissioned around March 2025. This has an application in the Aerosol industry apart from using as a replacement to LPG for Industrial and Commercial usage. The Bureau of Indian Standards (BIS) has initiated to blend DME 20% with LPG, seeing the advantages of DME. The same is under final printing as a Gazette Notification.
- The company is proposing to take up the following projects:
  - N-Methyl Morpholine (NMM) - 3000 TPA
  - N-(n-butyl) Thiophosphoric triamide (NBPT) - 2500 TPA
  - Isopropylamine: The company is proposing to manufacture Isopropylamine (Mono & Di) in the existing plant of Ethylamines at Unit -I by

modifying the existing Ethylamines plant which is not in operations as we have set up a New and high output plant for manufacturing of Ethylamines at Unit - IV

- Hotel: New rooms addition to the existing 129 rooms as the demand for room accommodation is increasing. Presently average occupancy is around 85-90% and yielding good revenue. As per structural stability assessment, we can add another 40 rooms on the existing structure towards the South side of the building with an estimated cost of ₹30 to 35 crores.
- The proposed Greenfield Solar Power Plant of **20 MW** capacity near MIDC, Solapur, Maharashtra - works are progressing at a brisk pace. Presently, we are taking up an **8 MW** capacity Solar Power plant in phase I, the same is expected to be operational by December 2024.

### 16. CHANGE IN NATURE OF BUSINESS

There is no change in the nature of business during the year.

### 17. MATERIAL CHANGES AND COMMITMENTS

There have been no material changes and commitments, if any affecting the financial position of your Company which have occurred after the closure of the Financial Year 2023-24 till the date of this Report.

### 18. REMUNERATION POLICY

The Board has, on the recommendation of the Nomination and Remuneration Committee, framed a policy for selection and appointment of Directors and Senior Management personnel and fix their remuneration. The Remuneration Policy is placed on the website of the Company at the link: <http://www.balajiamines.com/pdf/1708061046Nomination,RemunerationandEvaluationPolicy.pdf>.

### 19. PARTICULARS OF LOANS, GUARANTEES OR INVESTMENTS

Details of Loans, Guarantees and Investments covered under the provisions of Section 186 of the Companies Act, 2013, are given in the notes to the Financial Statements.

### 20. ANNUAL RETURN

Pursuant to the provisions of Section 92(3) of the Act, the Annual Return of the Company as on 31<sup>st</sup> March, 2024 is available on the Company's website at <https://www.balajiamines.com/investor-relations.php>.

### 21. PARTICULARS OF EMPLOYEES

In term of the provisions of Section 197(12) of the Companies Act, 2013 read with Rule 5(1) of the Companies (Appointment and Remuneration of Managerial Personnel) Rules, 2014, a statement showing the names and other particulars of the employees drawing remuneration in excess of the limits set out in the said rules are provided in 'Annexure III' to this report.

Details as required under Section 197(12) of the Act read with Rule 5(2) and 5(3) of the Companies (Appointment and Remuneration of Managerial Personnel) Rules, 2014, with respect to information of employees of the Company will be provided upon request by a Member. In terms of the provisions of Section 136(1) of the Act, the Annual Report is being sent to all the Members of the Company whose email address(es) are registered with the Company/ Depository Participants via electronic mode, excluding the aforesaid Annexure. If any Member is interested in obtaining a copy thereof, the Member may write to the Company Secretary in this regard or send an email to [cs@balajiamines.com](mailto:cs@balajiamines.com).

### 22. DETAILS IN RESPECT OF ADEQUACY OF INTERNAL FINANCIAL CONTROLS WITH REFERENCE TO THE FINANCIAL STATEMENTS

The Company has in place proper and adequate internal control systems commensurate with the nature of its business, size and complexity of its operations. Internal control systems comprising policies and procedures designed and implemented to ensure reliability of financial reporting, timely feedback on achievement of operational and strategic goals, compliance with policies, procedure, applicable laws and regulations, and that all assets and resources acquired are used optimally.

### 23. STATUTORY AUDITORS

M/s. M. Anandam & Co., Chartered Accountants (Firm Registration No. 0001255), were appointed as Statutory Auditors of the Company for a period of 5 years from the conclusion of 34<sup>th</sup> Annual General Meeting of the Company till the conclusion of 39<sup>th</sup> Annual General Meeting of the Company.

The Independent Auditors report given by M/s. M. Anandam & Co., Chartered Accountants, Statutory Auditors of the Company on Standalone and Consolidated Financial Statements of the Company does not contain any qualification, reservation or adverse remark.



## 24. REPORTING OF FRAUDS

During the year under review, there was no instance of fraud, which required the Statutory Auditors to report to the Audit Committee and /or Board under Section 143(12) of the Companies Act, 2013 and the rules made thereunder.

## 25. INTERNAL AUDITORS

The Board of Directors based on the recommendation of the Audit Committee have appointed M/s. Pandhare & Company, Chartered Accountants as Internal Auditors of the Company for Manufacturing Division and M/s. Aherkar & Co., Chartered Accountants as Internal Auditors of the Company for the Hotel Division of the Company. The Internal Auditors are submitting their reports on a monthly basis.

## 26. COST AUDITORS

In accordance with Section 148(3) read with the Companies (Cost Records and Audit) Rules, 2014 and other applicable provisions, if any, of the Companies Act, 2013, the Audit Committee has recommended and the Board of Directors had appointed Mr. Narayan D. Dontul, Practicing Cost Accountants, Solapur, (Firm Registration No. 100224) as Cost Auditors of the Company, to carry out the cost audit of the products manufactured by the Company during the financial year 2023-24 on a remuneration of ₹75,000/- (Rupees Seventy Five Thousand only) (plus GST and reimbursement of out of pocket expenses). The remuneration payable to the cost auditor is required to be placed before the Members in a general meeting for their approval. Accordingly, a resolution seeking Members' approval for the remuneration payable to Mr. Narayan D. Dontul, Cost Accountants, is included at Item No. 4 of the Notice convening the 36<sup>th</sup> Annual General Meeting.

## 27. SECRETARIAL AUDITORS & SECRETARIAL AUDIT REPORT

Pursuant to provisions of Section 204 of the Companies Act, 2013, read with Companies (Appointment and Remuneration of Managerial Personnel) Rules, 2014, the Board has appointed M/s. P. S. Rao & Associates, Practicing Company Secretaries, to conduct Secretarial Audit for the financial year 2023-24. The Secretarial Audit Report, pursuant to Section 204(1) of the Companies Act, 2013, for the financial year ended 31<sup>st</sup> March, 2024 is given in '**Annexure IV**' attached hereto and forms part of this Report.

The Secretarial Auditors have raised the following qualification in their report issued for the Financial Year 2023-24:

Company has submitted financial results for the quarter ended 30<sup>th</sup> June 2023 with a delay of 16 days from the due date of submission, which is a non-compliance of Regulation 33 of the SEBI (Listing Obligations and Disclosure Requirements) Regulations, 2015. Company has also received notices in this regard from the Stock Exchanges and the necessary fines were paid.

### Reply to Qualification of Secretarial Auditors:

The material subsidiary of the Company, Balaji Speciality Chemicals Limited ("BSCL") was proposing to undertake its initial public offering of equity shares ("BSCL IPO"). The management of BSCL were unavailable due to their involvement in the BSCL IPO (which required significant efforts and work for their management) and they could not complete the preparation of Financial Results for the quarter ended June 30, 2023 (which were necessary for preparation and submission of the consolidated financial results of the Company for such period) and post completion of preparation of Financial Results by BSCL Company has immediately approved and submitted the standalone and consolidated financial results for the quarter ended 30<sup>th</sup> June, 2023.

The Secretarial Audit Report of Unlisted Material Subsidiary, Balaji Speciality Chemicals Limited issued by M/s. P. S. Rao & Associates, Practicing Company Secretaries is forming part of the Report on Corporate Governance.

As per Regulation 24A of the Listing Regulations, the Annual Secretarial Compliance Report issued by M/s. P. S. Rao & Associates, Practicing Company Secretaries pursuant to SEBI circular dated February 8, 2019 and is forming part of the Report on Corporate Governance.

## 28. VIGIL MECHANISM / WHISTLE BLOWER POLICY

The Company has formulated a Whistle Blower Policy in terms of Section 177 of the Companies Act, 2013 and as per Regulation 22 of the SEBI (Listing Obligations and Disclosure Requirements) Regulations, 2015 and SEBI (Prohibition of Insider Trading) Regulations, 2015 for the employees to report their grievances / concerns about instances of unethical behavior, actual or suspected fraud or violation of Company's Code of Conduct by means of Protected Disclosure to the Authorized Officer or the Chairman of the Audit Committee.

The vigil mechanism / whistle blower policy may be accessed on the Company's website at the link: <http://www.balajiamines.com/pdf/1701953176WhistleBlowerPolicy.pdf>.

## 29. ENERGY CONSERVATION, TECHNOLOGY ABSORPTION AND FOREIGN EXCHANGE EARNINGS AND OUTGO

The information on conservation of energy, technology absorption and foreign exchange earnings and outgo stipulated under Section 134 (3) (m) of the Companies Act, 2013, read with Rule 8 of the Companies (Accounts) Rules, 2014 is annexed herewith as '**Annexure V**'.

## 30. PARTICULARS OF CONTRACTS OR ARRANGEMENTS WITH RELATED PARTY

All related party transactions that were entered into during the financial year were at an arm's length basis and were in the ordinary course of business. There are no materially significant related party transactions made by the Company with Promoters, Directors, Key Managerial Personnel or other designated persons which may have a potential conflict with the interest of the Company at large.

During the year, all Related Party Transactions were placed before the Audit Committee and also to the Board for approval. Prior omnibus approval of the Audit Committee was obtained for the transactions which were of a foreseen and repetitive nature. A statement on Related Party Transactions specifying the details of the transactions pursuant to each omnibus approval granted, is placed on a quarterly basis for review by the Audit Committee.

Pursuant to Regulation 23(9) of SEBI Listing Regulations, the disclosures of Related Party Transactions are submitted to the Stock Exchanges on a half-yearly basis. The Policy on Related Party Transactions as approved by the Board of Directors of the Company is uploaded on the website of the Company and the same can be accessed at the link: <http://www.balajiamines.com/pdf/1703137523PolicyonRelatedPartyTransactions.pdf>.

The particulars of contracts or arrangements with related parties referred to in sub-section (1) of Section 188 of the Companies Act, 2013, in Form AOC-2 and disclosures under Schedule V of the Securities and Exchange Board of India (Listing Obligations and Disclosure Requirements) Regulations, 2015, is annexed as '**Annexure VI**' to this report.

## 31. RISK MANAGEMENT

The Company has constituted a Risk Management Committee and formulated a policy on Risk Management in accordance with the Companies Act, 2013 and Regulation 21 of SEBI (Listing Obligations and Disclosure Requirements) Regulations, 2015. The details of the Committee and its terms of reference are set out in the Report on Corporate

Governance forming part of the Director's Report. The Risk Management Policy of the Company is posted on the website of the Company and the web link: <http://www.balajiamines.com/pdf/1702972928RiskManagementPolicy.pdf>.

## 32. CORPORATE SOCIAL RESPONSIBILITY

The Board in compliance with the provisions of Section 135(1) of the Companies Act, 2013, and rules made thereunder has constituted Corporate Social Responsibility (CSR) Committee. The details of the Committee and its terms of reference are set out in the Report on Corporate Governance forming part of the Director's Report. The CSR policy has been placed on the Website of the Company and can be accessed through the link: <http://www.balajiamines.com/pdf/1708062412CorporateSocialResponsibilityPolicy.pdf> and a brief outline of the CSR Policy and the CSR initiatives undertaken by the Company during the year as per Annexure prescribed in the Companies (Corporate Social Responsibility Policy) Rules, 2014 have been appended as '**Annexure VII**' to this Report.

## 33. FIXED DEPOSITS

Your Company has not accepted any fixed deposits from the public within the meaning of Section 73 of the Companies Act, 2013 and the Companies (Acceptance of Deposits) Rules, 2014 and as such no principal or interest was outstanding as on the date of the Balance Sheet.

## 34. DETAILS OF SIGNIFICANT AND MATERIAL ORDERS PASSED BY THE REGULATORS OR COURTS OR TRIBUNALS

There are no significant and material orders passed by the Regulators or Courts or Tribunals that would impact the going concern status of the Company and its future operations.

## 35. MANAGEMENT DISCUSSION & ANALYSIS

Pursuant to Regulation 34(2) read with the Schedule V of the Listing Regulations, the Management Discussion and Analysis Report for the financial year is shown in a separate section forming part of the Annual Report.

## 36. DETAILS OF APPLICATION MADE OR ANY PROCEEDING PENDING UNDER INSOLVENCY AND BANKRUPTCY CODE, 2016

During the year under review, the Company has not filed any application or no proceeding is pending against the Company under the Insolvency and Bankruptcy Code, 2016.



**37. DETAILS OF DIFFERENCE BETWEEN AMOUNT OF THE VALUATION DONE AT THE TIME OF ONE-TIME SETTLEMENT AND THE VALUATION DONE WHILE TAKING LOAN FROM THE BANKS OR FINANCIAL INSTITUTIONS ALONG WITH THE REASONS THEREOF**

During the year under review, the Company has not made any one-time settlement while taking any loans from the Banks or Financial Institutions.

**38. COMPLIANCE WITH SECRETARIAL STANDARDS**

During the year under review, your Company has complied with the respective Secretarial Standards issued by the Institute of Company Secretaries of India on Meeting on Board of Directors (SS-1), General Meetings (SS-2) and Dividend (SS-3).

**39. EMPLOYEE STOCK OPTIONS**

The Company is yet to implement the ESOP Scheme.

**40. BUSINESS RESPONSIBILITY AND SUSTAINABILITY REPORT WITH ENVIRONMENT, SOCIAL & GOVERNANCE**

The Company forms part of the top 1000 listed entities on BSE and NSE as on 31<sup>st</sup> March, 2024. Accordingly, pursuant to Regulation 34(2)(f) of Listing Regulations, Business Responsibility and Sustainability Report (BRSR) for the financial year ended 31<sup>st</sup> March, 2024 is provided in a separate section which forms part of the Annual Report.

**41. CORPORATE GOVERNANCE**

Your Company practices a culture that is built on core values and ethical good governance practices and is committed to transparency in all its operations and activities. A Report on Corporate Governance along with a Certificate from M/s. P. S. Rao & Associates, Practising Company Secretaries regarding compliance with the conditions of Corporate Governance as stipulated in Regulations 17 to 27, clauses (b) to (i) of sub-regulation (2) of Regulation 46 and paragraphs C, D and E of Schedule V of the Securities and Exchange Board of India (Listing Obligations and Disclosure Requirements) Regulations, 2015 forms part of the Annual Report.

**42. HUMAN RESOURCES**

Your Company considers its Human Resource as the major strength to achieve its objectives. Keeping this in view,

your Company takes all the care to attract, train and retain well qualified and deserving employees. The employees are sufficiently empowered and enabled to work in an environment that inspires them to achieve higher levels of performance. The unflinching commitment of the employees is the driving force behind the Company's vision being accomplished. Your Company appreciates the contribution of its dedicated employees.

**43. DISCLOSURE UNDER THE SEXUAL HARASSMENT OF WOMAN AT WORKPLACE (PREVENTION, PROHIBITION AND REDRESSAL) ACT, 2013**

The Company has in place an Anti-Sexual Harassment Policy in line with the requirements of the Sexual Harassment of Women at Workplace (Prevention, Prohibition & Redressal) Act, 2013. Internal Complaints Committee (ICC) has been set up to redress complaints received regarding sexual harassment. All employees (permanent, contractual, temporary, trainees) are covered under this policy. This policy is placed on the Company's Website at <http://www.balajiamines.com/pdf/1645091304Anti%20Sexual%20Harassment%20Policy.pdf>.

The following is a summary of sexual harassment complaints received and disposed of during the year:

No. of Complaints received	: Nil
No. of Complaints disposed off	: Nil

**44. LISTING WITH STOCK EXCHANGES**

The Equity Shares of the Company are listed on NSE Limited and BSE Limited. The annual listing fees for the year 2024-25 have been paid to these exchanges.

**45. ACKNOWLEDGMENT**

Your Directors express their sincere appreciation to the customers, members, dealers, employees, bankers, State and Central Government, Stock Exchanges and all the stakeholders for their cooperation and confidence reposed in the Company.

**For and on Behalf of the Board of Directors**  
Sd/-

**Ande Prathap Reddy**

**Executive Chairman**

**DIN:** 00003967

**Date:** 8<sup>th</sup> May, 2024

**Place:** Hyderabad

**ANNEXURES TO THE DIRECTORS' REPORT**  
**ANNEXURE - I**  
**DIVIDEND DISTRIBUTION POLICY**

**1. BACKGROUND AND APPLICABILITY**

The Dividend Distribution Policy (hereinafter referred to as the "Policy") has been developed in accordance with the applicable provisions of the Companies Act, 2013 and applicable SEBI regulations.

The Securities and Exchange Board of India ("SEBI") vide its Gazette Notification dated July 08, 2016 has amended the Listing Regulations by inserting Regulation 43A in order to make it mandatory to have a Dividend Distribution Policy in place by the top five hundred listed companies based on their market capitalization calculated as on the 31<sup>st</sup> day of March of every year and to disclose a Dividend Distribution Policy in the annual report and on the corporate website.

The Board of Directors (the "Board") of Balaji Amines Limited (the "Company") has adopted the Policy of the Company as required in terms of Regulation 43A of the SEBI (Listing Obligations and Disclosure Requirements) Regulations, 2015 ("Listing Regulations").

The Company currently has only one class of shares, viz. equity, for which, this policy is applicable. The policy is subject to review if and when the Company issues different classes of shares.

**2. DIVIDEND DISTRIBUTION PHILOSOPHY**

The Company is committed to driving extraordinary value creation for all its stakeholders. The focus is to continue to provide sustainable returns, through an appropriate capital strategy for both medium term and longer term value creation. Accordingly, the Board would continue to adopt a progressive and dynamic dividend policy, ensuring immediate as well as long term needs of the business considering wealth maximisation as a philosophy.

**3. DIVIDEND**

Dividend represents part of the profits of the Company, which is distributed to shareholders in proportion to the amount paid-up on shares they hold. Dividend includes Interim Dividend.

The Dividend for any financial year shall normally be paid out of the Company's profits for that year. This will be arrived at after providing for depreciation in accordance with the provisions of the Companies Act, 2013. If circumstances require, the Board may also declare dividend out of accumulated profits of any previous financial year(s) in accordance with provisions of the Act and Regulations, as applicable.

**4. CIRCUMSTANCES UNDER WHICH SHAREHOLDERS CAN EXPECT DIVIDEND**

The Board will assess the Company's financial requirements, including present and future organic and inorganic growth opportunities and other relevant factors (as mentioned elsewhere in this policy) and declare Dividend in any financial year.

Notwithstanding the above, the shareholders of the Company may not expect Dividend under the following circumstances:

- Whenever it undertakes or proposes to undertake a significant expansion projects requiring higher allocation of capital expenditure.
- Significantly higher working capital requirements which may adversely impacting free cash flows during that period.
- Whenever it undertakes any acquisition or joint ventures requiring significant Allocation of capital.
- In the event of inadequacy of profit or whenever the Company has incurred losses.

**5. INTERIM AND FINAL DIVIDEND**

The Board may declare one or more Interim Dividends during the year. Additionally, the Board may recommend Final Dividend for the approval of the shareholders at the Annual General Meeting. The date of the Board meeting in which the Dividend proposal is being considered, will be informed to the stock exchanges, as required by Listing Regulations.



## 6. FINANCIAL PARAMETERS AND OTHER INTERNAL AND EXTERNAL FACTORS THAT WOULD BE CONSIDERED FOR DECLARATION OF DIVIDEND:

- Distributable surplus available as per the Act and Regulations
- The Company's liquidity position and future cash flow needs
- Track record of Dividends distributed by the Company
- Payout ratios of comparable companies
- Prevailing Taxation Policy or any amendments expected thereof, with respect to Dividend distribution
- Capital expenditure requirements considering the expansion and acquisition opportunities
- Cost and availability of alternative sources of funds.
- Macroeconomic and business conditions in general which may impact the cashflows.
- Providing for unforeseen events or contingency with financial implications
- Any other relevant factors that the Board may deem fit to consider before declaring a Dividend.

## 7. UTILISATION OF RETAINED EARNINGS

Subject to applicable regulations, the Company's retained earnings shall be applied for:

- Funding inorganic and organic growth needs, including working capital, capital expenditure, repayment of debt, etc.
- Buyback of shares subject to applicable limits as per the Act and Regulations.
- Payment of Dividend in future years.
- Issue of Bonus shares.
- Any other permissible purpose.

## 8. MODIFICATION OF THE POLICY

The Policy will be reviewed periodically by the Board. The Board is authorised to change/amend this policy from time to time at its sole discretion and/or in pursuance of any amendments made in the Companies Act, 2013, or the SEBI Regulations, etc.

## ANNEXURE – II FORM AOC – 1

### STATEMENT CONTAINING SALIENT FEATURES OF THE FINANCIAL STATEMENT OF SUBSIDIARIES / ASSOCIATE COMPANIES / JOINT VENTURES.

[Pursuant to first proviso to sub-section (3) of section 129 read with Rule 5 of Companies (Accounts) Rules, 2014]

#### PART A: SUBSIDIARIES

(₹ in Lakhs)

Sr. No.	Particulars	Details
1	Name of the subsidiary	Balaji Speciality Chemicals Limited
2	Reporting period for the subsidiary concerned, if different from the holding company's reporting period	31 <sup>st</sup> March, 2024 (Same as Holding Company)
3	Reporting currency and Exchange rate as on the last date of the relevant Financial year in the case of foreign subsidiaries	Not Applicable
4	Share Capital	₹ 4,000.00
5	Reserves & Surplus	₹ 38,656.89
6	Total Assets	₹ 47,899.50
7	Total Liabilities	₹ 5,242.61
8	Investments	-
9	Turnover	₹ 31,663.86
10	Profit / Loss before taxation	₹ 6,993.60
11	Tax Expense Net of Deferred Tax Asset	₹ 893.70
12	Profit/Loss after taxation	₹ 6,099.90
13	Proposed Dividend	Nil
14	% of Shareholding	55%

#### PART B: ASSOCIATE AND JOINT VENTURES : NOT APPLICABLE

#### For and on behalf of the Board of Directors

Sd/-  
**A. Prathap Reddy**  
Executive Chairman  
DIN: 00003967  
Place: Hyderabad  
Date: 8<sup>th</sup> May, 2024

Sd/-  
**A. Srinivas Reddy**  
Whole-time Director & CFO  
DIN: 03169721  
Place: Hyderabad  
Date: 8<sup>th</sup> May, 2024

Sd/-  
**Lakhan Dargad**  
Company Secretary  
M. No. A52571  
Place: Solapur  
Date: 8<sup>th</sup> May, 2024



## ANNEXURE - III

### REPORT ON MANAGERIAL REMUNERATION

[As per Section 197 of the Companies Act, 2013, read with Rule 5 of the Companies (Appointment and Remuneration of Managerial Personnel) Rules, 2014]

- a) **The ratio of the remuneration of each Director to the median remuneration of the employees of the Company for the financial year and the percentage increase in remuneration of each Director, Chief Financial Officer, Chief Executive Officer, Company Secretary or Manager, if any, in the financial year:**

Sr. No.	Name of the Director / Key Managerial Personnel (KMP)	Designation	Ratio of remuneration to the median remuneration of the employees*	Percentage increase in remuneration in the financial year
1.	Mr. Ande Prathap Reddy	Executive Chairman	33.41	63.74
2.	Mr. Dundurapu Ram Reddy	Managing Director	30.70	76.45
3.	Mr. Rajeshwar Reddy Nomula <sup>1</sup>	Whole-time Director	30.70	76.45
4.	Mr. Hemanth Reddy Gaddam <sup>2</sup>	Whole-time Director & CFO	-	-
5.	Mr. Ande Srinivas Reddy <sup>3</sup>	Whole-time Director & CFO	28.10	80.16
6.	Mr. Naveena Chandra Thammishetty <sup>2</sup>	Independent Director	Nil	Nil
7.	Mr. Amarender Reddy Minupuri <sup>2</sup>	Independent Director	Nil	Nil
8.	Mr. Satyanarayana Murthy Chavali <sup>2</sup>	Independent Director	Nil	Nil
9.	Mr. Kashinath Revappa Dhole <sup>2</sup>	Independent Director	Nil	Nil
10.	Mrs. Vimala Behram Madon <sup>2</sup>	Independent Director	Nil	Nil
11.	Dr. Suhasini Yatin Shah <sup>4</sup>	Independent Director	Nil	Nil
12.	Dr. Uma Rajiv Pradhan <sup>4</sup>	Independent Director	Nil	Nil
13.	Mr. Mohan Kumar Ramakrishna <sup>4</sup>	Independent Director	Nil	Nil
14.	Mr. Adabala Seshagiri Rao <sup>4</sup>	Independent Director	Nil	Nil
15.	Mr. Lakhan Dargad	Company Secretary & Compliance Officer	2.69	25.17

\*Ratio of remuneration excludes Commission paid to the Directors as a % of Profits.

<sup>1</sup>Appointed as Whole-time Director of the Company with effect from 20<sup>th</sup> May, 2023.

<sup>2</sup>Resigned with effect from 20<sup>th</sup> May, 2023.

<sup>3</sup>Appointed as CFO of the Company with effect from 20<sup>th</sup> May, 2023.

<sup>4</sup>Appointed as Independent Directors of the Company with effect from 20<sup>th</sup> May, 2023.

- b) **The percentage increase in the median remuneration of employees in the financial year:** 13%
- c) **The number of permanent employees on the rolls of company:** 1,117
- d) **Average percentile increase already made in the salaries of employees other than the managerial personnel in the last financial year and its comparison with the percentile increase in the managerial remuneration and justification thereof and point out if there are any exceptional circumstances for increase in the managerial remuneration:**

Average percentage increase in salaries of employees other than Managerial Personnel is 13%

Average increase in the remuneration of Directors and other Key Managerial Personnel is 64.39%

There were no exceptional circumstances for increase in the managerial remuneration.

- e) **Affirmation that the remuneration is as per the remuneration policy of the company:**

The Company affirms that remuneration to the Directors and Key Managerial Personnel is as per the remuneration policy of the Company.

**For and on Behalf of the Board of Directors**

Sd/-

**Ande Prathap Reddy**

**Executive Chairman**

**DIN:** 00003967

**Place:** Hyderabad

**Date:** 8<sup>th</sup> May, 2024

## ANNEXURE - IV

### Form No. MR-3

### SECRETARIAL AUDIT REPORT

**[Pursuant to section 204(1) of the Companies Act, 2013 and rule No.9 of the Companies (Appointment and Remuneration Personnel) Rules, 2014]**  
**For the financial year ended 31<sup>st</sup> March, 2024**

To,  
The Members,  
**Balaji Amines Limited**  
Solapur

We have conducted the secretarial audit of the compliance of applicable statutory provisions and the adherence to good corporate practices by M/s. Balaji Amines Limited, (hereinafter called the Company). Secretarial Audit was conducted in a manner that provided us a reasonable basis for evaluating the corporate conducts/statutory compliances and expressing our opinion thereon.

Based on our verification of the Company's books, papers, minute books, forms and returns filed and other records maintained by the company and also the information provided by the Company, its officers, agents and authorized representatives during the conduct of secretarial audit, We hereby report that in our opinion, the company has, during the audit period covering the financial year ended on 31<sup>st</sup> March, 2024 has complied with the statutory provisions listed hereunder and also that the Company has proper Board-processes and compliance-mechanism in place to the extent, in the manner and subject to the reporting made hereinafter:

- We have examined the books, papers, minute books, forms and returns filed and other records maintained by the company for the financial year ended on 31<sup>st</sup> March, 2024 according to the provisions of:
  - The Companies Act, 2013 (the Act) and the rules made thereunder;
  - The Securities Contracts (Regulation) Act, 1956 ('SCRA') and the rules made thereunder;
  - The Depositories Act, 1996 and the Regulations and Bye-laws framed thereunder;
  - Foreign Exchange Management Act, 1999 and the rules and regulations made thereunder to the extent of Foreign Direct Investment, Overseas Direct Investment and External Commercial Borrowings;
  - The following Regulations and Guidelines prescribed under the Securities and Exchange Board of India Act, 1992 ('SEBI Act'):-
    - The Securities and Exchange Board of India (Substantial Acquisition of Shares and Takeovers) Regulations, 2011;
    - The Securities and Exchange Board of India (Prohibition of Insider Trading) Regulations, 2015;
    - The Securities and Exchange Board of India (Share Based Employee Benefits and Sweat Equity) Regulations, 2021;
- Provisions of the following Regulations and Guidelines prescribed under the Securities and Exchange Board of India Act, 1992 ('SEBI Act') were not applicable to the Company under the financial year under report:-
  - The Securities and Exchange Board of India (Issue of Capital and Disclosure Requirements) Regulations, 2018;
  - The Securities and Exchange Board of India (Issue and Listing of Non-Convertible Securities) Regulations, 2021;
  - The Securities and Exchange Board of India (Registrars to an Issue and Share Transfer Agents) Regulations, 1993 regarding the Companies Act and dealing with client;
  - The Securities and Exchange Board of India (Delisting of Equity Shares) Regulations, 2021; and
  - The Securities and Exchange Board of India (Buyback of Securities) Regulations, 2018;
- The industry specific major laws that applicable to the company are-
  - Hazardous and Other Wastes (Management and Transboundary Movement) Rules, 2016 under the Environment (Protection) Act, 1986
  - Food Safety and Standards Act, 2006
  - Petroleum Act, 1934



- (d) Poisons Act, 1919
  - (e) The Indian Copyright Act, 1957
  - (f) The Patents Act, 1970
  - (g) The Trade Marks Act, 1999
  - (h) The Indian Boilers Act, 1923
  - (i) The Explosives Act, 1983
  - (j) Manufacture Storage and Import of Hazardous Chemical Rules, 1989
  - (k) Public Liability Insurance Act, 1991
4. We have also examined compliance with the applicable clauses of the following:
- (a) SEBI (Listing Obligations and Disclosure Requirements) Regulations, 2015
  - (b) Secretarial Standards issued by the Institute of Company Secretaries of India and notified under the Act.

During the period under review the Company has complied with the provisions of the Act, Rules, Regulations, Guidelines, Standards, etc. mentioned above except to the extent as mentioned below:

Company has submitted financial results for quarter ended 30<sup>th</sup> June 2023 with a delay of 16 days from the due date of submission, which is a non-compliance of Regulation 33 of the SEBI (Listing Obligations and Disclosure Requirements) Regulations, 2015. Company has also received notices of penalty in this regard from the Stock Exchanges.

During the period under report, SEBI has conducted an investigation in the matter of suspected insider trading by certain entities in the scrip of Balaji Amines Limited ("BAL") for the period from July 01, 2021 till January 31, 2022 ("IP") and SEBI vide its letter dated October 20, 2023 have communicated to the Company that during the investigation, it was observed by SEBI that two independent Directors have entered into contra trade from April 01, 2019 till May 20, 2023 and were found to make gross profit and Company was advised to disgorge the gross profit made by the Independent Directors from them and transfer the said amount to SEBI IPEF

#### We further report that

The Board of Directors of the Company is duly constituted with proper balance of Executive Directors, Non-Executive Directors, Independent Directors and women Director. The changes in the composition of the Board of Directors that took place during the period under review were carried out in compliance with the provisions of the Act.

Adequate notice is given to all directors to schedule the Board Meetings, agenda and detailed notes on agenda were sent at least seven days in advance, and a system exists for seeking and obtaining further information and clarifications on the agenda items before the meeting and for meaningful participation at the meeting.

Majority decision is carried through while the dissenting members' views are captured and recorded as part of the minutes.

**We further report that** there are adequate systems and processes in the company commensurate with the size and operations of the company to monitor and ensure compliance with applicable laws, rules, regulations and guidelines.

Company has not undertaken any event / action having a major bearing on the Company's affairs in pursuance of the above referred laws, rules, regulations, guidelines, standards, etc.

**Place:** Solapur  
**Date:** 8<sup>th</sup> May, 2024  
**UDIN:** F010322F000329883

**For P.S. Rao & Associates**  
**Company Secretaries**  
**Sd/-**  
**P S Rao**  
**Partner**  
**M. No. F10322**  
**C P No: 3829**  
**PR: 710/2020**

**Note:** This report is to be read with our letter of even date which is annexed as 'Annexure-A' and forms an integral part of this report.

## ANNEXURE A

To,  
The Members,  
**Balaji Amines Limited**  
Solapur

Our report of even date is to be read along with this letter.

1. Maintenance of secretarial record is the responsibility of the management of the company. Our responsibility is to express an opinion on these secretarial records based on our audit.
2. We have followed the audit practices and processes as were appropriate to obtain reasonable assurance about the correctness of the contents of the Secretarial records. The verification was done on test basis to ensure that correct facts are reflected in secretarial records. We believe that the processes and practices, we followed provide a reasonable basis for our opinion.
3. We have not verified the correctness and appropriateness of financial records and Books of Accounts of the company.
4. Where ever required, we have obtained the Management representation about the compliance of laws, rules and regulations and happening of events etc.
5. The compliance of the provisions of Corporate and other applicable laws, rules, regulations, standards is the responsibility of management. Our examination was limited to the verification of procedures on test basis.
6. The Secretarial Audit report is neither an assurance as to the future viability of the company nor of the efficacy or effectiveness with which the management has conducted the affairs of the company.

**Place:** Solapur  
**Date:** 8<sup>th</sup> May, 2024  
**UDIN:** F010322F000329883

**For P.S. Rao & Associates**  
**Company Secretaries**  
**Sd/-**  
**P S Rao**  
**Partner**  
**M. No. F10322**  
**C P No: 3829**  
**PR: 710/2020**



## ANNEXURE - V

### CONSERVATION OF ENERGY, TECHNOLOGY ABSORPTION AND FOREIGN EXCHANGE EARNINGS AND OUTGO

[Pursuant to section 134 (3) (m) of The Companies Act, 2013, read with Rule 8 (3) of The Companies (Accounts) Rules, 2014]

#### A. CONSERVATION OF ENERGY

##### a. The steps taken or impact on conservation of energy:

The Company has an excellent team of professionals and Industry specialists on retainer who are responsible for improving energy conservation. The team implements the latest trends, developments & technologies available in conserving energy across all the units. The areas of conservation of energy are:

1. Steam recovery, optimizing Steam generation & optimum recovery of waste heat synchronization.
2. Recovery of water, and waste water recycling by various methods.
3. Recovery of energy from the process with heat exchangers and Heat recovery systems etc.
4. Use of Dry Air Cooled Condensers and Chillers in place of Cooling Tower water.
5. Deploying various power generation equipment in the plants resulting in reduction of overall cost of energy.
6. Use of additional concentration systems for Effluents to reduce MEE loads
7. Deploying additional innovative solutions at cooling towers to reduce consumption of water and water treatment chemicals.

##### b. Steps taken by the Company for utilizing alternate sources of energy

During the financial year 2023-24, the Company has installed Rooftop Solar Power Plant at various units having 2728 KW power generation and awaiting for final approval for injecting into the main panel which will enable our company achieving green energy towards ESG compliance. Apart from this, existing solar power generation plants are already working at Unit - 3 to the tune of 465 KWh.

##### c. The Capital investment on energy conservation equipment

The company has implemented various energy conservative measures, which has resulted in reducing energy costs and improving efficiency of various plants.

##### a) Optimizing the usage of energy efficient pumping systems, chillers etc

1. Waste Water recovery system through High Pressure processing system.
2. Deployment of latest Effluent Treatment System in addition to existing ETP unit at Unit 1, Tamalwadi. The same will allow for lower cost of effluent processing cost.
3. Various kinds of power generation systems deployed at plants reducing overall cost of power.

##### Impact of the above measures are:

1. Free power to part of the offices as well as Chincholi Manufacturing site through solar power unit.
2. Sustainable usage of water resources through Dry Air Cooled Condenser.
3. Reduced power cost at process plants due to power generation equipment deployment.
4. The overall reduction of energy costs and also efficiency of various plants has been improved.
5. Reduced cost of effluent treatment at various sites.
6. Lower wastage of water through RO reject (and subsequent processing in multiple effect evaporator).
7. Reduced cooling costs due to deployment of more efficient condensers and chillers.

#### B. TECHNOLOGY ABSORPTION

- i. Efforts made towards technology absorption: Through the R&D initiatives new products/ processes developed, involves usage of latest technology, process methods. The R & D team has been continuously working on improving existing manufacturing processes and changes proposed have been implemented in production.
- ii. The Benefits derived are product improvement, cost reduction, product development or import substitution:

- a) Impact on Environment is minimized
  - b) Process Time and costs reduced substantially.
- iii. In case of imported technology (imported during the last three years reckoned from the beginning of the financial year) – Not Applicable

#### iv. Particulars with Respect to Research and Development

##### 1. Specific Areas in which the Company Carries out R&D

- a) Improved process of Aliphatic Amines manufacture process.
- b) Better Handling of effluents from various plants.
- c) Improve product quality of existing product portfolio as per customer requirements through R&D pilot trials.
- d) Improvement of processes in existing plants.
- e) Test out various new catalysts for existing products for identifying replacement catalysts with better performance on all metrics.

##### 2. Benefits Derived

- a) Impact on Environment is minimized.
- b) Process Time and cost reduced substantially.
- c) Overall performance of the company has been satisfactory and operating at a high scale of operations and optimum utilization of resources.

For and on Behalf of the Board of Directors

Sd/-

**Ande Prathap Reddy**

Executive Chairman

DIN: 00003967

#### 3. Future Course of Action

- a) Continuous improvement of processes and fine tuning process parameters to optimize utilization of energy, utilities and consumption of raw materials.
- b) Greater importance for both Backward & Forward integration of product lines for better realization and value addition.
- c) Continued emphasis on identifying new products / processes through in house R&D center.

#### 4. Expenditure on R&D

- a) Capital in nature (₹ in Lakhs): ₹ 658.95
- b) Revenue (₹ in Lakhs): ₹ 70.86

#### 5. Technology Absorption, Adoption and Innovation Efforts Made

Through the R&D initiatives new products/ processes developed, involves usage of latest technology, process and methods.

#### C. FOREIGN EXCHANGE EARNINGS AND OUTGO (₹ In Lakhs)

Particulars	2023-24	2022-23
Foreign Exchange Earned	20,088.65	30,291.19
Foreign Exchange Outgo	13,649.42	51,300.74

Date: 8<sup>th</sup> May, 2024

Place: Hyderabad



## ANNEXURE - VI

### FORM NO AOC -2

(Pursuant to clause (h) of sub-section (3) of section 134 of the Act and Rule 8(2) of the Companies (Accounts) Rules, 2014)

Form for disclosure of particulars of contracts/arrangements entered into by the Company with related parties referred to in sub-section (1) of section 188 of the Companies Act, 2013 including certain arm's length transactions under third proviso thereto

1. **Details of contracts or arrangements or transactions not at arm's length basis-**

There were no contracts or arrangements or transactions entered into during the year ended 31<sup>st</sup> March, 2024, which were not at arm's length basis.

2. **Details of contracts or arrangements or transactions at arm's length basis-**

The details of contracts or arrangements or transactions at arm's length basis for the year ended 31<sup>st</sup> March, 2024, are as follows:

S. No.	Name(s) of the related party and nature of relationship	Nature of contracts/ arrangements/ transactions	Transaction Value (₹ in Lakhs)	Duration of the contracts/ arrangements/ transactions	Salient terms of transactions	Date of approval by the Board	Amount paid as advances, if any
1.	Balaji Speciality Chemicals Limited (Subsidiary Company by holding 55% Stake)	a. Sales b. Purchase c. Services	1,297.01	1 Year	Sale, Purchase, Supply of raw material, trading of Specialty Chemicals, utilities and other capital goods for the value upto ₹172.63 Crores	20 <sup>th</sup> May, 2023	Nil
2.	Balaji Speciality Chemicals Limited (Subsidiary Company by holding 55% Stake)	Receipt of Office Rent (Solapur)	6.60	3 Years	Lease Agreement for office given on monthly rental of ₹55,000	11 <sup>th</sup> May, 2022	Nil
3.	Balaji Speciality Chemicals Limited (Subsidiary Company by holding 55% Stake)	Receipt of Office Rent (Hyderabad)	1.20	3 Years	Lease Agreement for office given on monthly rental of ₹10,000	27 <sup>th</sup> October, 2022	Nil
4.	Balaji Speciality Chemicals Limited (Subsidiary Company by holding 55% Stake)	Trademark Licence	0.50	On mutual understanding between both companies	₹50,000 per annum for use of trademark/ labels as per Trademark License Agreement	11 <sup>th</sup> May, 2022	Nil
5.	Thirumala Precicasts Pvt. Ltd. (Directors are interested)	Receipt of Office Rent (Solapur)	4.08	3 Years	Lease agreement for office given on monthly rental of ₹25,000 upto 31 <sup>st</sup> October, 2023. With effect from 1 <sup>st</sup> November, 2023, ₹28,750 per month.	20 <sup>th</sup> May, 2023	Nil
6.	MVL Medisynth Pvt. Ltd. (Directors are interested)	a. Sales b. Purchase	1,406.15	1 Year	Job Work for Chemicals, Purchase and Sale of Chemicals on Market Rate/ Transfer Pricing /on Arm's Length basis.	20 <sup>th</sup> May, 2023	Nil
7.	SVS Sourcing Pvt. Ltd. (Directors are interested)	a. Sales b. Purchase	6,129.16	1 Year	Sale of products and purchase of raw materials on Market Rate/ Transfer Pricing/ on Arm's length basis.	20 <sup>th</sup> May, 2023	Nil
8.	Sri Venkateshwara Cement Products	a. Sales b. Purchase	0.65	1 Year	Supply of Pipes and other materials, Sale of lubricant etc.	20 <sup>th</sup> May, 2023	Nil
9.	Mr. Dundurapu Ram Reddy, Managing Director and Mr. Nomula Rajeshwar Reddy, Whole-time Director	Purchase of Lands	972.82	On mutual understanding between parties	Purchase of Lands admeasuring 57.225 Acres which is being used for the purpose of establishment of a Solar Power Plant.	31 <sup>st</sup> January, 2024	Nil

**Note:** As per provisions of SEBI (Listing Obligations and Disclosures Requirement) Regulations, 2015, none of the above mentioned transactions are material in nature.

**For and on Behalf of the Board of Directors**

Sd/-

**Ande Prathap Reddy**

**Executive Chairman**

**DIN:** 00003967

**Date:** 8<sup>th</sup> May, 2024

**Place:** Hyderabad

**Particulars of loans/advances, etc. pursuant to Para A of Schedule V of the SEBI (Listing Obligations and Disclosure Requirements) Regulations, 2015**

Sr. No.	In the Accounts of	Disclosure of amounts at the year end and the Maximum amount of loans/Advances/ Investments outstanding during the year
1	Balaji Amines Limited	Loans and Advances in the Nature of loans to subsidiaries/associates/firms/companies in which directors are interested by name and amount: Nil

There are no transactions entered into between the Company with any person or entity belonging to the promoter/promoter group which holds 10% or more shareholding in the Company.

**For and on Behalf of the Board of Directors**

Sd/-

**Ande Prathap Reddy**

**Executive Chairman**

**DIN:** 00003967

**Date:** 8<sup>th</sup> May, 2024

**Place:** Hyderabad



## ANNEXURE - VII

### ANNUAL REPORT ON CORPORATE SOCIAL RESPONSIBILITY (CSR) ACTIVITIES

#### 1. A brief outline on CSR policy of the Company

The CSR Policy of the Company including a brief overview of the projects or programs undertaken can be accessed at the Company's website through the Web-link: <http://www.balajiamines.com/pdf/1708062412CorporateSocialResponsibilityPolicy.pdf>

#### 2. Composition of CSR Committee

Sr. No.	Name of Director	Designation/Nature of Directorship	Number of meetings of CSR Committee held during the year	Number of meetings of CSR Committee attended during the year
1	Mr. Kashinath Revappa Dhole*	Chairman- Non executive Independent Director	1	1
2	Dr. Uma Rajiv Pradhan**	Chairman- Non executive Independent Director	3	3
3	Mr. Rajeshwar Reddy Nomula	Member- Whole-time Director	4	4
4	Mr. Dundurapu Ram Reddy	Member- Managing Director	4	4

\*Ceased with effect from 20<sup>th</sup> May, 2023

\*\*Appointed with effect from 20<sup>th</sup> May, 2023

#### 3. Provide the web-link(s) where Composition of CSR committee, CSR Policy and CSR Projects approved by the Board are disclosed on the website of the company

- CSR Committee: <http://www.balajiamines.com/pdf/1686130582Committees.pdf>
- CSR Policy: <http://www.balajiamines.com/pdf/1708062412CorporateSocialResponsibilityPolicy.pdf>
- CSR Projects: <https://www.balajiamines.com/corporate-social-responsibility.php>

#### 4. Provide the executive summary along with web-link(s) of Impact Assessment of CSR Projects carried out in pursuance of sub-rule (3) of rule 8, if applicable: Not applicable

#### 5. (a) Average net profit of the company as per sub-section (5) of section 135: ₹10,36,19,98,343/-

(b) Two percent of average net profit of the company as per sub-section (5) of section 135: ₹ 3,45,39,99,448/-

(c) Surplus arising out of the CSR Projects or programmes or activities of the previous financial years: Nil

(d) Amount required to be set-off for the financial year, if any: Nil

(e) Total CSR obligation for the financial year [(b)+(c)-(d)]: ₹ 6,90,79,989/-

#### 6. (a) Amount spent on CSR Projects (both Ongoing Projects and other than Ongoing Projects): ₹ 6,83,50,411/-

(b) Amount spent in Administrative Overheads: ₹ 9,13,721/-

(c) Amount spent on Impact Assessment, if applicable: Not Applicable

(d) Total amount spent for the Financial Year [(a)+(b)+(c)]: ₹ 6,92,64,132/-

#### (e) CSR amount spent or unspent for the Financial Year:

Total Amount Spent for the Financial Year (in ₹)	Amount Unspent (in ₹)				
	Total Amount transferred to Unspent CSR Account as per section 135(6)		Amount transferred to any fund specified under Schedule VII as per second proviso to section 135(5)		
	Amount	Date of transfer	Name of the Fund	Amount	Date of transfer
₹ 6,92,64,132/-	NA	NA	NA	NA	NA

#### (f) Excess amount for set-off, if any:

Sr. No.	Particular	Amount (in ₹)
(i)	Two percent of average net profit of the company as per sub-section (5) of section 135	6,90,79,989
(ii)	Total amount spent for the Financial Year	6,92,64,132
(iii)	Excess amount spent for the financial year [(ii)-(i)]	1,84,143
(iv)	Surplus arising out of the CSR projects or programmes or activities of the previous financial years, if any	-
(v)	Amount available for set off in succeeding financial years [(iii)-(iv)]	1,84,143

#### 7. Details of Unspent Corporate Social Responsibility amount for the preceding three Financial Years:

Sr. No.	Preceding Financial Year	Amount transferred to Unspent CSR Account under sub-section (6) of section 135 (in ₹)	Balance Amount in Unspent CSR Account under subsection (6) of section 135 (in ₹)	Amount Spent in the Financial Year (in ₹)	Amount transferred to a Fund as specified under Schedule VII as per second proviso to sub-section (5) of section 135, if any		Amount remaining to be spent in succeeding Financial Years (in ₹)	Deficiency, if any
					Amount (in ₹)	Date of Transfer		
1	2020-21	Nil	Nil	-	NA	NA	Nil	NA
2	2021-22	Nil	Nil	-	NA	NA	Nil	NA
3	2022-23	Nil	Nil	-	NA	NA	Nil	NA

#### 8. Whether any capital assets have been created or acquired through Corporate Social Responsibility amount spent in the Financial Year: No

#### 9. Specify the reason(s), if the company has failed to spend two per cent of the average net profit as per sub-section (5) of section 135: Not Applicable

For and on behalf of the Board

Sd/-  
**Uma Rajiv Pradhan**  
Chairman – CSR Committee  
DIN: 10096017

Date: 8<sup>th</sup> May, 2024  
Place: Solapur

Sd/-  
**Ande Prathap Reddy**  
Executive Chairman  
DIN: 00003967

Date: 8<sup>th</sup> May, 2024  
Place: Hyderabad



# BUSINESS RESPONSIBILITY & SUSTAINABILITY REPORT

SECTION A: GENERAL DISCLOSURES

I. DETAILS OF THE LISTED ENTITY

1.	Corporate Identity Number (CIN) of the Listed Entity	L24132MH1988PLC049387
2.	Name of the Listed Entity	Balaji Amines Limited
3.	Year of incorporation	1988
4.	Registered office address	Balaji Towers, No. 9/1A/1, Aasara Chowk, Hotgi Road, Solapur-413224, Maharashtra.
5.	Corporate address	Plot No. 47, Balaji Bhawan, Kavuri Hills, Madhapur, Hyderabad -500033, Telangana
6.	E-mail	cs@balajiamines.com
7.	Telephone	+91 217 2451500
8.	Website	www.balajiamines.com
9.	Financial year for which reporting is being done	2023-24 (As at 31 <sup>st</sup> March, 2024)
10.	Name of the Stock Exchange(s) where shares are listed	BSE Limited National Stock Exchange of India Limited
11.	Paid-up Capital	₹6,48,02,000/- (3,24,01,000 Equity shares of ₹2/- each) as on 31 <sup>st</sup> March, 2024
12.	Name and contact details (telephone, email address) of the person who may be contacted in case of any queries on the BRSR report	Ms. Varsha Guntuk, Manager-Human Resource, E-mail Address: hr@balajiamines.com Tel. No.: +91 217 2451500
13.	Reporting boundary - Are the disclosures under this report made on a standalone basis (i.e. only for the entity) or on a consolidated basis (i.e. for the entity and all the entities which form a part of its consolidated financial statements, taken together).	The disclosures under this report are made on a standalone basis, unless otherwise specified.
14.	Name of assurance provider	Not Applicable
15.	Type of assurance obtained	Not Applicable

II. PRODUCTS/SERVICES

16. Details of business activities (accounting for 90% of the turnover):

S. No.	Description of Main Activity	Description of Business Activity	% of Turnover of the entity
1	Manufacturer	Our company is engaged in the activity of manufacture and sale of Aliphatic Amines, Speciality Chemicals and its Derivatives.	97.80%
2	Service Sector	Hotels, Restaurants and Hospitality Services -Hotels Star rated	2.20%

17. Products/Services sold by the entity (accounting for 90% of the entity's Turnover):

S. No.	Product/Service	NIC Code	% of total Turnover contributed
1	Aliphatic Amines	20119	33.26%
2	Speciality Chemicals	20119	34.54%
3	Derivatives	20119	32.20%

III. OPERATIONS

18. Number of locations where plants and/or operations/offices of the entity are situated:

Location	Number of plants	Number of offices	Total
National	6	2	8
International	Nil	Nil	Nil

19. Markets served by the entity:

a. Number of locations

Locations	Number
National (No. of States)	23 States (including Union Territories)
International (No. of Countries)	50 Countries

b. What is the contribution of exports as a percentage of the total turnover of the entity?

➤ Contribution of Exports 14.28% of the total turnover of the entity.

c. A brief on types of customers

- Pharmaceuticals/Bulk Drugs
- Agrochemicals
- Paints & Resins
- Animal Feed
- Oil & Gas
- Rubber Cleaning Chemicals
- Dye & Textiles
- Pesticides and Insecticides
- Water Treatment Chemicals
- Optical Brightners
- Corrosion Inhibitors
- Cosmetics
- Explosives
- Foundry Chemicals



#### IV. EMPLOYEES

##### 20. Details as at the end of Financial Year:

###### a. Employees and workers (including differently abled):

S. No.	Particulars	Total (A)	Male		Female	
			No. (B)	% (B/A)	No. (C)	% (C/A)
EMPLOYEES						
1.	Permanent (D)	452	419	93%	33	7%
2.	Other than Permanent (E)	93	93	100%	0	0%
3.	Total Employees (D+E)	545	512	94%	33	6%
WORKERS						
4.	Permanent (F)	632	632	100%	0	0%
5.	Other than Permanent (G)	0	0	0%	0	0%
6.	Total Workers (F+G)	632	632	100%	0	0%

###### b. Differently abled Employees and workers:

S. No.	Particulars	Total (A)	Male		Female	
			No. (B)	% (B/A)	No. (C)	% (C/A)
DIFFERENTLY ABLED EMPLOYEES						
1.	Permanent (D)	0	0	0%	0	0%
2.	Other than Permanent (E)	0	0	0%	0	0%
3.	Total differently abled employees (D+E)	0	0	0%	0	0%
DIFFERENTLY ABLED WORKERS						
4.	Permanent (F)	0	0	0%	0	0%
5.	Other than Permanent (G)	0	0	0%	0	0%
6.	Total differently abled workers (F+G)	0	0	0%	0	0%

##### 21. Participation/Inclusion/Representation of women

Particulars	Total (A)	No. and percentage of Females	
		No. (B)	% (B/A)
Board of Directors*	8	2	25%
Key Managerial Personnel	1	0	0%

\*includes Managing Director and CFO

##### 22. Turnover rate for permanent employees and workers

Particulars	FY 2023-24 (Turnover rate in current FY)			FY 2022-23 (Turnover rate in previous FY)			FY 2021-22 (Turnover rate in the year prior to the previous FY)		
	Male	Female	Total	Male	Female	Total	Male	Female	Total
Permanent Employees	2%	0%	2%	3.1%	0.3%	3.4%	3%	0%	3%
Permanent Workers	4%	0%	4%	1%	0%	1%	4%	0%	4%

#### V. HOLDING, SUBSIDIARY AND ASSOCIATE COMPANIES (INCLUDING JOINT VENTURES)

##### 23. Names of holding / subsidiary / associate companies / joint ventures

S. No.	Name of the holding/ subsidiary/ associate companies/joint ventures (A)	Indicate whether holding/ Subsidiary/ Associate/Joint Venture	% of shares held by listed entity	Does the entity indicated at column A, participate in the Business Responsibility initiatives of the listed entity? (Yes/No)
1	Balaji Speciality Chemicals Limited	Subsidiary	55%	Yes

#### VI. CSR DETAILS

##### 24. (i) Whether CSR is applicable as per section 135 of Companies Act, 2013: (Yes/No)

➤ Yes

(ii) **Turnover** (₹ in Lakhs) : 1,35,873.99 Lakhs

(iii) **Net worth** (₹ in Lakhs) : 1,53,438.94 Lakhs

#### VII. TRANSPARENCY AND DISCLOSURES COMPLIANCES

##### 25. Complaints/Grievances on any of the principles (Principles 1 to 9) under the National Guidelines on Responsible Business Conduct:

Stakeholder group from whom complaint is received	Grievance Redressal Mechanism in Place (Yes/No) (If Yes, then provide web-link for grievance redress policy)	FY 2023-24 Current Financial Year			FY 2022-23 Previous Financial Year		
		Number of complaints filed during the year	Number of complaints pending resolution at close of the year	Remarks	Number of complaints filed during the year	Number of complaints pending resolution at close of the year	Remarks
Communities	Yes	0	0	NA	0	0	NA
Investors (other than shareholders)	Yes. <a href="https://www.balajiamines.com/investor-relations.php">https://www.balajiamines.com/investor-relations.php</a>	0	0	NA	0	0	NA
Shareholders	Yes. <a href="https://scores.sebi.gov.in/">https://scores.sebi.gov.in/</a>	0	0	NA	5	0	NA
Employees and workers	Yes*	0	0	NA	0	0	NA
Customers	Yes*	0	0	NA	0	0	NA
Value Chain Partners	Yes*	0	0	NA	0	0	NA

\* BAL's stakeholders include our investors, clients, employees, vendors/partners, government, and the community. A whistle blower policy and non-retaliation clause is available to all our stakeholders. Any divergence from the rules against this policy must be reported by all parties involved with the organisation. We have a grievance redressal mechanism which is accessible to all our stakeholders. All the complaints are looked into by designated compliance personnel and appropriate measures are taken against individuals who are found to be at fault. During the entire investigation process, BAL provides protection to the complainant as well as the person against whom the complaint is made. Our whistle blower policy is available at <http://www.balajiamines.com/pdf/1701953176WhistleBlowerPolicy.pdf>.



## 26. Overview of the entity's material responsible business conduct issues

S. No.	Material issue identified	Indicate whether risk or opportunity (R/O)	Rationale for identifying the risk/opportunity	In case of risk, approach to adapt or mitigate	Financial implications of the risk or opportunity (Indicate positive or negative implications)
1	Process Residue formations and its disposal	Opportunity	At present, the Process Residues are sent for Incineration to CHWTSDF Facility. Sometimes due to limitations of logistics the residue storages are full and this can lead to plant stoppages.	1. Indigenous incineration provision with suitable water scrubbers to take care of residue generated in the process and Waste Heat is utilised for concentrating the Inorganic Water Effluent in place of Multiple Effect Evaporators leading to low carbon foot print. 2. Continual efforts in optimising Distillation processes to reduce the Process Residues and improve the overall Yield.	Positive
2	Product Carbon footprint (Focus Area: Reducing Carbon)	Opportunity	BAL's commitment to lowering product carbon footprint is delivered through technology incorporation in plant design and utilizing resources by various prevention methods during manufacturing of the products.	BAL products contribute to saving energy and driving efficiency in use, however there are carbon emissions associated with their life cycle. The aim is to reduce emissions by improving operational efficiency, promoting decarbonization within supply chain, sourcing low carbon raw materials and collaborating with value chain partners who are committed to influence the environmental performance of products during use and post use phases.	Positive
3	Social Responsibility – Alignment with Local Communities for welfare activities as well the Expansions in current Business, creating New Jobs opportunity and allied Business and adding the Socio-economic value to society.	Opportunity	Most of the Manufacturing facilities and New expansions are taking place in and around Solapur. It is necessary to built allied Businesses such as Transportation, Fabrication, warehouses, spares for Machinery etc. in order to have best possible ways and means of Logistic. Also attract Talent pool with minimum attrition rate is possible only when Local people are being employed having required qualification and skill sets can be further improved by means of Training.	Major allied Business creation has changed the socio-economic aspects of villages nearby. Also the workforce is recruited from the institutions and Colleges in and around manufacturing facilities and mainly from nearby villages and townships which has been improving the overall social and environmental aspects.	Positive
4	Learning and Development	Opportunity	Training is one of the key factors in equipping employees to contribute sustainable operation in all spheres of our business.	Consistent efforts towards training in the areas of Quality, Environment, health and safety (EHS) equip the workforce to meet a surge in demand for the business.	Positive

S. No.	Material issue identified	Indicate whether risk or opportunity (R/O)	Rationale for identifying the risk/opportunity	In case of risk, approach to adapt or mitigate	Financial implications of the risk or opportunity (Indicate positive or negative implications)
5	Employee Health, safety and working condition	Risk and Opportunity	Company's commitment to create and maintain a safe & healthy work environment for all employees which is free of injuries, fatalities and illness, and ensuring fair employment opportunities and practices within the organisation	Implementation of a Periodic training programme to all the employees and workers on safe working practices and several other topics. Ensuring of conducting surveys, internal audits on a periodic basis. Investigation of reported cases and taking adequate actions to avoid reoccurrence of events.	Positive

## SECTION B: MANAGEMENT AND PROCESS DISCLOSURES

This section is aimed at helping businesses demonstrate the structures, policies and processes put in place towards adopting the NGRBC Principles and Core Elements.

The National Voluntary Guidelines on Social, Environmental and Economic Responsibilities of Business (NVGs) released by the Ministry of Corporate Affairs has adopted nine areas of Business Responsibility. These briefly are as follows:

P1 Business should conduct and govern themselves with Ethics, Transparency and Accountability;

P2 Businesses should provide goods and services that are safe and contribute to sustainability throughout their life cycle;

P3 Businesses should promote the wellbeing of all employees;

P4 Businesses should respect the interests of, and be responsive towards all stakeholders, especially those who are disadvantaged, vulnerable and marginalized;

P5 Businesses should respect and promote human rights;

P6 Business should respect, protect, and make efforts to restore the environment;

P7 Businesses, when engaged in influencing public and regulatory policy, should do so in a responsible manner;

P8 Businesses should support inclusive growth and equitable development;

P9 Businesses should engage with and provide value to their customers and consumers in a responsible manner.

Disclosure Questions		P1	P2	P3	P4	P5	P6	P7	P8	P9
<b>Policy and management processes</b>										
1.	a. Whether your entity's policy/policies cover each principle and its core elements of the NGRBCs. (Yes/No)	Y	Y	Y	Y	Y	Y	Y	Y	Y
	b. Has the policy been approved by the Board? (Yes/No)	Y	Y	Y	Y	Y	Y	Y	Y	Y
	c. Web Link of the Policies, if available	-	-	-	-	-	-	-	-	-
2.	Whether the entity has translated the policy into procedures. (Yes / No)	Y	Y	Y	Y	Y	Y	Y	Y	Y
3.	Do the enlisted policies extend to your value chain partners? (Yes/No)	Y	Y	Y	Y	Y	Y	Y	Y	Y
4.	Name of the national and international codes/ certifications /labels/ standards (e.g. Forest Stewardship Council, Fairtrade, Rainforest Alliance, Trustea) standards (e.g. SA 8000, OHSAS, ISO, BIS) adopted by your entity and mapped to each principle.	NA	Y <sup>1</sup>	NA	NA	NA	NA	NA	NA	NA
5.	Specific commitments, goals and targets set by the entity with defined timelines, if any.	N	N	N	N	N	N	N	N	N
6.	Performance of the entity against the specific commitments, goals and targets along-with reasons in case the same are not met.	NA	NA	NA	NA	NA	NA	NA	NA	NA
<b>Governance, leadership and oversight</b>										
7.	Statement by director responsible for the business responsibility report, highlighting ESG related challenges, targets and achievements Balaji Amines, since inception, has built its organization pillared on Environmental, Social and Governance. Every strategic decision is taken after it's successfully clears these three aspects. The Company aspires to follow a good governance model in every aspect of business activities which is useful to attain sustainable development. This will be a roadmap to the Company's ESG plans.									



8. Details of the highest authority responsible for implementation and oversight of the Business Responsibility policy (ies).	Mr. Ram Reddy Dundurapu, Managing Director (DIN: 00003864) under the guidance of the Board of Directors and its Committees oversees the Business Responsibility and progress on our ESG ambitions.												
9. Does the entity have a specified Committee of the Board/ Director responsible for decision making on sustainability related issues? (Yes / No). If yes, provide details.	<div>The Stakeholders' Relationship Committee of the Board of Directors is responsible for decision making on sustainability related issues.</div> <table><tr><th>DIN</th><th>Name</th><th>Designation</th></tr><tr><td>02168705</td><td>Dr. Suhasini Yatin Shah</td><td>Chairperson</td></tr><tr><td>10096017</td><td>Dr. Uma Rajiv Pradhan</td><td>Member</td></tr><tr><td>00003864</td><td>Mr. Dundurapu Ram Reddy</td><td>Member</td></tr></table>	DIN	Name	Designation	02168705	Dr. Suhasini Yatin Shah	Chairperson	10096017	Dr. Uma Rajiv Pradhan	Member	00003864	Mr. Dundurapu Ram Reddy	Member
DIN	Name	Designation											
02168705	Dr. Suhasini Yatin Shah	Chairperson											
10096017	Dr. Uma Rajiv Pradhan	Member											
00003864	Mr. Dundurapu Ram Reddy	Member											

Y' the Company believes in benchmarking practices and global standards to the best possible extent. The Company has ISO 9001:2015 certification.

Notes:

- All the policies are formulated with detailed analysis and benchmarking across industry. The policies are in compliance with all applicable laws.
- As per the Company's practice, all the mandatory policies under the Indian laws and regulations have been approved by the Board. Other policies are approved by the concerned Functional Head or Managing Director /Whole-time Directors of the Company depending upon the nature of policy.
- All the policies have a policy owner and the respective policy owners are responsible for implementation of the policy.
- Except Code of Conduct and Corporate Social Responsibility Policy, all other policy documents being in-house and internal documents of the Company are accessible to all the employees of the Company and thus are not available on the website of the Company. The Code of Conduct and Corporate Social Responsibility Policy can be accessed on the website of the Company at: <https://www.balajiamines.com/investor-relations.php>.
- Any grievance relating to any of the policy can be escalated to the policy owner/ Managing Director / Whole-time Director.
- Implementation of policies is evaluated as a part of internal governance by policy owners.

10. Details of Review of NGRBCs by the Company:

Subject for Review	Indicate whether review was under-taken by Director/ Committee of the Board/ Any other Committee									Frequency [Annually (A) / Half yearly (H)/ Quarterly (Q)/ Any other – please specify]								
	P1	P2	P3	P4	P5	P6	P7	P8	P9	P1	P2	P3	P4	P5	P6	P7	P8	P9
Performance against above policies and follow up action					Yes													Periodically / Need basis
Compliance with statutory requirements of relevance to the principles, and, rectification of any non-compliances					Yes, we comply with all applicable laws of the land we operate in.													Quarterly
11. Has the entity carried out independent assessment /evaluation of the working of its policies by an external agency? (Yes/No). If yes, provide the name of the agency.										P1	P2	P3	P4	P5	P6	P7	P8	P9
																		Not Applicable

12. If answer to question (1) above is “No” i.e. not all Principles are covered by a policy, reasons to be stated:

Questions	P1	P2	P3	P4	P5	P6	P7	P8	P9
The entity does not consider the Principles material to its business (Yes/No)									
The entity is not at a stage where it is in a position to formulate and implement the policies on specified principles (Yes/No)									
The entity does not have the financial or/human and technical resources available for the task (Yes/No)									Not Applicable
It is planned to be done in the next financial year (Yes/No)									
Any other reason (please specify)									

SECTION C: PRINCIPLE WISE PERFORMANCE DISCLOSURE

PRINCIPLE 1: BUSINESSES SHOULD CONDUCT AND GOVERN THEMSELVES WITH INTEGRITY, AND IN A MANNER THAT IS ETHICAL, TRANSPARENT AND ACCOUNTABLE

Essential Indicators

1. Percentage coverage by training and awareness programmes on any of the Principles during the financial year:

Segment	Total number of training and awareness programmes held	Topics/ principles covered under the training and its impact	%age of persons in respective category covered by the awareness programmes
Board of Directors Key Managerial Personnel	5	The Board of Directors were reviewed periodically and familiarized on the issues pertaining to the industry, business, regulations, economy, ESG, risk management, their roles and responsibilities etc. These topics comprise insights on the said Principles.	100%
Employees other than BoD and KMPs	594	POSH, Code of Business Conduct & Ethics, Human Rights policy, Health & Well-being, Safety, Environment, Data Protection, Whistle Blower Policy, Enterprise Risk Management Policy and other Company Policies	95%
Workers	350	POSH, Code of Business Conduct & Ethics, Human Rights policy, Health & Well-being, Safety, Environment, Data Protection, Whistle Blower Policy, Company Policies	91%

2. Details of fines / penalties /punishment/ award/ compounding fees/ settlement amount paid in proceedings (by the entity or by directors/ KMPs) with regulators/ law enforcement agencies/ judicial institutions, in the financial year, in the following format:

Monetary					
Type	NGRBC Principle	Name of the regulatory/ enforcement agencies/ judicial institutions	Amount (In INR)	Brief of the Case	Has an appeal been preferred? (Yes/No)
Penalty/ Fine	NIL	NIL	NIL	NIL	NA
Settlement	NIL	NIL	NIL	NIL	NA
Compounding fee	NIL	NIL	NIL	NIL	NA
Non-Monetary					
	NGRBC Principle	Name of the regulatory/ enforcement agencies/ judicial institutions		Brief of the Case	Has an appeal been preferred? (Yes/No)
Imprisonment	NIL	NIL		NA	NA
Punishment	NIL	NIL		NA	NA

3. Of the instances disclosed in Question 2 above, details of the Appeal/ Revision preferred in cases where monetary or non-monetary action has been appealed.

› Not Applicable

4. Does the entity have an anti-corruption or anti-bribery policy? If yes, provide details in brief and if available, provide a web-link to the policy.

› Yes, our code of conduct complies with legal requirements of applicable laws and regulations, including Anti-bribery, anti-corruption and ethical handling of conflict of interest. We have implemented appropriate systems to identify and prevent bribery and corrupt business practices. The Policy on Code of conduct available at <https://www.balajiamines.com/pdf/1715840061SupplierCodeofConduct.pdf>.



**5. Number of Directors/KMPs/employees/workers against whom disciplinary action was taken by any law enforcement agency for the charges of bribery/ corruption:**

Particulars	FY 2023-24 (Current Financial Year)	FY 2022-23 (Previous Financial Year)
Directors	NA	NA
KMPs	NA	NA
Employees	NA	NA
Workers	NA	NA

**6. Details of complaints with regard to conflict of interest:**

Particulars	FY 2023-24 (Current Financial Year)		FY 2022-23 (Previous Financial Year)	
	Number	Remarks	Number	Remarks
Number of complaints received in relation to issues of Conflict of Interest of the Directors	NA	NA	NA	NA
Number of complaints received in relation to issues of Conflict of Interest of the KMPs	NA	NA	NA	NA

**7. Provide details of any corrective action taken or underway on issues related to fines / penalties / action taken by regulators/ law enforcement agencies/ judicial institutions, on cases of corruption and conflicts of interest.**

➤ Not Applicable

**8. Number of days of accounts payables ((Accounts payable\*365) / Cost of goods/services procured) in the following format:**

Particulars	FY 2023-24 (Current Financial Year)	FY 2022-23 (Previous Financial Year)
Number of days of accounts payables	37	12

**9. Open-ness of business**

Provide details of concentration of purchases and sales with trading houses, dealers, and related parties along-with loans and advances & investments, with related parties, in the following format:

Parameter	Metrics	FY 2023-24 (Current Financial Year)	FY 2022-23 (Previous Financial Year)
Concentration of Purchases	a. Purchases from trading houses as % of total purchases	48.25%	56.84%
	b. Number of trading houses where purchases are made from	54	68
	c. Purchases from top 10 trading houses as % of total purchases from trading houses	76.57%	66.96%
Concentration of Sales	a. Sales to dealers / distributors as % of total sales	31.79%	31.88%
	b. Number of dealers / distributors to whom sales are made	72	85
	c. Sales to top 10 dealers /distributors as % of total sales to dealers /distributors	78.73%	77.19%

Parameter	Metrics	FY 2023-24 (Current Financial Year)	FY 2022-23 (Previous Financial Year)
Share of RPTs in	a. Purchases (Purchases with related parties / Total Purchases)	2.24%	1.51%
	b. Sales (Sales to related parties / Total Sales)	5.38%	12.46%
	c. Loans & advances (Loans & advances given to related parties/Total loans & advances)	Nil	Nil
	d. Investments (Investments in related parties / Total Investments made)	100.00%	51.44%

**Leadership Indicators**

**1. Awareness programmes conducted for value chain partners on any of the Principles during the financial year:**

Total number of awareness programmes held	Topics / principles covered under the training	%age of value chain partners covered (by value of business done with such partners) under the awareness programmes
1	Non-discrimination, grievance processes	100%
1	Compliance with the laws	100%
1	Health, Safety, Security and Environment	100%
1	Bribery and corruption, money laundering, conflict of interests and anti-competitive conduct	100%

**2. Does the entity have processes in place to avoid/ manage conflict of interests involving members of the Board? (Yes/No) If Yes, provide details of the same.**

➤ Yes, the Company has a Code of Conduct for Board of Directors, Key Managerial Personnel and Senior Management which provides clear guidelines for avoiding and disclosing actual or potential conflict of interest with the Company. The Company receives an annual declaration from its Board of Directors, Key Managerial Personnel and Senior Management Personnel confirming that they will always act in the interest of the Company and ensure that any other business or personal association which they may have, does not involve any conflict of interest with the operations of the Company and the role therein. The said policy is available on Company's website at <http://www.balajiamines.com/pdf/1709545145CodeofConductforDirectorsandSeniorManagement.pdf>

**PRINCIPLE 2: BUSINESSES SHOULD PROVIDE GOODS AND SERVICES IN A MANNER THAT IS SUSTAINABLE AND SAFE**

**Essential Indicators**

**1. Percentage of R&D and capital expenditure (capex) investments in specific technologies to improve the environmental and social impacts of product and processes to total R&D and capex investments made by the entity, respectively.**

	FY 2023-24 (Current Financial Year) %	FY 2022-23 (Previous Financial Year) %	Details of improvements in environmental and social impacts
R & D	84.78%	81%	Reduction of Carbon Footprint and Distillation Residue which is part of Hazardous waste.
Capex	4.82%	5%	Installed Equipment to reduce in Coal Consumption to achieve a lower carbon footprint, Usage of equipment to improve Dissolved Oxygen Level for Bio Culture, Recycling water results in reduction in Steam Consumption and carbon foot print. Installed a waste heat recovery system, which results in power generation at free cost from waste heat.

**2. a. Does the entity have procedures in place for sustainable sourcing? (Yes/No)**

➤ Yes, BAL has procedures defined under ISO guidelines for sustainable sourcing.



**b. If yes, what percentage of inputs were sourced sustainably?**

- Approximately, 95% of Suppliers of BAL are responsible under these guidelines.

**3. Describe the processes in place to safely reclaim your products for reusing, recycling and disposing at the end of life, for (a) Plastics (including packaging) (b) E-waste (c) Hazardous waste and (d) other waste.**

- Waste Heat being recovered through Waste Heat Recovery System for steam which is generating power at free of cost.

The wastewater generated from boilers and cooling towers is recovered through multi stage RO units and used for cooling tower make up. The Solid generated after MEE are sent to landfill through hazard waste management companies. Recovered packing materials are disposed of through approved agencies.

**4. Whether Extended Producer Responsibility (EPR) is applicable to the entity's activities (Yes / No). If yes, whether the waste collection plan is in line with the Extended Producer Responsibility (EPR) plan submitted to Pollution Control Boards? If not, provide steps taken to address the same.**

- The Company is in the process of reviewing the EPR Act with concerned regulatory agencies.

**PRINCIPLE 3: BUSINESSES SHOULD RESPECT AND PROMOTE THE WELL-BEING OF ALL EMPLOYEES, INCLUDING THOSE IN THEIR VALUE CHAINS**

**Essential Indicators**

**1. a. Details of measures for the well-being of employees:**

% of employees covered by											
Category	Total (A)	Health insurance		Accident insurance		Maternity benefits		Paternity Benefits		Day Care facilities	
		Number (B)	% (B/A)	Number (c )	% (C/A)	Number (D)	% (D/A)	Number (E)	% (E/A)	Number (F)	% (F/A)
Permanent employees											
Male	452	452	100%	452	100%	NA	0%	NA	0%	NA	0%
Female	33	33	100%	33	100%	33	100%	NA	0%	NA	0%
<b>Total</b>	<b>485</b>	<b>485</b>	<b>100%</b>	<b>485</b>	<b>100%</b>	<b>33</b>	<b>100%</b>	<b>NA</b>	<b>0%</b>	<b>NA</b>	<b>0%</b>
Other than Permanent employees											
Male	93	93	100%	93	100%	NA	0%	NA	0%	NA	0%
Female	0	0	0%	0	0%	NA	0%	NA	0%	NA	0%
<b>Total</b>	<b>93</b>	<b>93</b>	<b>100%</b>	<b>93</b>	<b>100%</b>	<b>NA</b>	<b>0%</b>	<b>NA</b>	<b>0%</b>	<b>NA</b>	<b>0%</b>

**b. Details of measures for the well-being of workers:**

% of employees covered by											
Category	Total (A)	Health insurance		Accident insurance		Maternity benefits		Paternity Benefits		Day Care facilities	
		Number (B)	% (B/A)	Number (c)	% (C/A)	Number (D)	% (D/A)	Number (E)	% (E/A)	Number (F)	% (F/A)
Permanent workers											
Male	632	632	100%	632	100%	NA	0%	NA	0%	NA	0%
Female	0	0	0	0	0	NA	0%	NA	0%	NA	0%
Total	632	632	100%	632	100%	NA	0%	NA	0%	NA	0%
Other than Permanent workers											
Male	0	0	0%	0	0%	NA	0%	NA	0%	NA	0%
Female	0	0	0%	0	0%	NA	0%	NA	0%	NA	0%
Total	0	0	0%	0	0%	NA	0%	NA	0%	NA	0%

**c. Spending on measures towards well-being of employees and workers (including permanent and other than permanent) in the following format –**

	<b>FY 2023-24 (Current Financial Year)</b>	<b>FY 2022-23 (Previous Financial Year)</b>
Cost incurred on well-being measures as a % of total revenue of the company	0.082%	0.047%

**2. Details of retirement benefits, for Current FY and Previous Financial Year.**

Benefits	FY 2023-24 (Current Financial Year)			FY 2022-23 (Previous Financial Year)		
	No. of employees covered as a % of total employees	No. of workers covered as a % of total	Deducted and deposited with the authority	No. of employees covered as a % of total employees	No. of workers covered as a % of total workers	Deducted and deposited with the authority (Y/N/N.A.)
PF	100%	100%	Y	100%	100%	Y
Gratuity	100%	100%	Y	100%	100%	Y
ESI	33%	63%	Y	11%	62%	Y
Others – Medclaim/Hospitalization Policy	67%	37%	Y	89%	38%	Y

**3. Accessibility of workplaces**

**Are the premises / offices of the entity accessible to differently abled employees and workers, as per the requirements of the Rights of Persons with Disabilities Act, 2016? If not, whether any steps are being taken by the entity in this regard.**

- Yes, wherever possible provision for access to differently abled persons is provided.

**4. Does the entity have an equal opportunity policy as per the Rights of Persons with Disabilities Act, 2016? If so, provide a web-link to the policy.**

- Yes. The policy is available on the Company's website at <http://www.balajiamines.com/pdf/1686925902Human%20Rights%20Policy.pdf>.

**5. Return to work and Retention rates of permanent employees and workers that took parental leave.**

Gender	Permanent employees		Permanent workers	
	Return to work rate	Retention rate	Return to work rate	Retention rate
Male	NA	NA	NA	NA
Female	NA	NA	NA	NA
<b>Total</b>	<b>NA</b>	<b>NA</b>	<b>NA</b>	<b>NA</b>

**6. Is there a mechanism available to receive and redress grievances for the following categories of employees and workers? If yes, give details of the mechanism in brief.**

	<b>Yes/No (If Yes, then give details of the mechanism in brief)</b>
Permanent Workers	Yes, Grievance Redressal Committee has been constituted by the Company to redress the grievances & complaints of all categories of employees and workers of the company. For facilities where unions are not functional / available, employees are free to reach out line managers or welfare officers or HR personnel.
Other than Permanent Workers	
Permanent Employees	
Other than Permanent Employees	



**7. Membership of employees and worker in association(s) or Unions recognised by the listed entity:**

Category	FY 2023-24 (Current Financial Year)			FY 2022-23 (Previous Financial Year)		
	Total employ- ees / workers in respective category (A)	No. of employees / workers in respective category, who are part of association(s) or Union (B)	% (B/A)	Total employees / workers in respective category (C)	No. of employee / workers in respective category, who are part of association(s) or Union (D)	% (D/C)
<b>Total Permanent Employees</b>						
- Male	NA	NA	NA	NA	NA	NA
- Female	NA	NA	NA	NA	NA	NA
<b>Total Permanent Workers</b>						
- Male	632	632	100%	636	636	100%
- Female	0	0	0%	0	0	0%

**8. Details of training given to employees and workers:**

Category	FY 2023-24 (Current Financial Year)					FY 2022-23 (Previous Financial Year)				
	Total (A)	On and Measures Health Safety		On Skill Upgradation		Total (D)	On and Measures Health Safety		On Skill Upgradation	
		No. (B)	% (B/A)	No. (C)	% (C/A)		No. (E)	% (E/D)	No. (F)	% (F/D)
	Employees									
Male	452	393	87%	442	98%	451	382	85%	408	90%
Female	33	29	88%	32	97%	24	20	83%	24	100%
Total	485	422	87%	474	98%	475	402	85%	432	91%
	Worker									
Male	632	616	97%	518	82%	636	585	92%	615	97%
Female	0	0	0%	0	0%	0	0	0	0	0
Total	632	616	97%	518	82%	636	585	92%	615	97%

**9. Details of performance and career development reviews of employees and worker:**

- › We have periodical performance reviews of all the employees and workers with designated head of departments. This will enable the HR function to review with top management for effective performance of each worker and employee on an ongoing basis. The company has a once in two years increment cycle for employees. Based on the performance review the employees are given promotion/ career progression opportunities. Workers are linked to Union cadre – for this category the increment cycle, promotions and career development is applicable for every year.

Category	FY 2023-24 (Current Financial Year)			FY 2022-23 (Previous Financial Year)		
	Total (A)	No. (B)	% (B/A)	Total (C)	No. (D)	% (D/C)
<b>Employees</b>						
Male	452	452	100%	NA	NA	NA
Female	33	33	100%	NA	NA	NA
<b>Total</b>	<b>485</b>	<b>485</b>	<b>100%</b>	<b>NA</b>	<b>NA</b>	<b>NA</b>
<b>Workers</b>						
Male	632	632	100%	636	636	100%
Female	0	0	100%	0	0	0
<b>Total</b>	<b>632</b>	<b>632</b>	<b>100%</b>	<b>636</b>	<b>636</b>	<b>100%</b>

**10. Health and safety management system:**

**a. Whether an occupational health and safety management system has been implemented by the entity? (Yes/ No). If yes, the coverage such system?**

- › The company is committed to 'no accidents, no injuries to the people and no damage to the environment' and expects every employee to be a part of this mission. The OHS (Occupational Health and Safety) management system encompasses 100% of the company's employees, workers, contractors and service providers working in manufacturing facilities. We are implementing ISO 14001 and 45001 to improve the effectiveness of our existing safety & Environment systems and procedures. We have appointed a Medical Officer at all factory sites, in order to strengthen the medical and wellness campaign throughout the organization.

**b. What are the processes used to identify work-related hazards and assess risks on a routine and non-routine basis by the entity?**

- › Work related hazards have been identified by following methods -
- Conduct regular worksite inspections;
  - Interaction with workers and managers;
  - Incidence & Near Miss Records evaluation;
  - Critical safety observations are discussed in safety meetings and in safety committee meetings. Corrective and preventive actions are taken;
  - Similarly Potential Risk areas are reviewed Time to Time for Gap analysis & corrective measures are taken;
  - During issuance of permits, the Risk areas are identified & mitigated.

**c. Whether you have processes for workers to report the work related hazards and to remove themselves from such risks. (Y/N)**

- › Yes, we have the process of all workforce being empowered to report work related hazards and remove themselves from such risk. We have a system in place for workers to report near misses and safety observations, which includes unsafe acts or conditions in and around the workplace. Once the report has been made, corrective and preventive actions (CAPA) are undertaken with specified timelines. The same will be reviewed by the respective unit head frequently. This helps us ensure that the workplace is safe for all workers and any potential hazards are identified and addressed promptly.

**d. Do the employees/ workers of the entity have access to non-occupational medical and healthcare services? (Yes/ No)**

- › Yes, all employees /workers of the company have access to non-occupational medical and healthcare centers. Each unit has a First aid Centre that is manned by certified First Aid staff. This ensures that employees / workers have access to basic medical care and attention when needed, which can help prevent minor injuries and illness from becoming more severe.

Periodical Health Checkups are carried out to all our employees and workers.

**11. Details of safety related incidents, in the following format:**

Safety Incident/Number	Category*	FY 2023-24 (Current Financial Year)	FY 2022-23 (Previous Financial Year)
Lost Time Injury Frequency Rate (LTIFR) (per one million-	Employees	0.205	Nil
	Workers	0.720	1.057
Total recordable work-related injuries	Employees	2	Nil
	Workers	7	17
No. of fatalities	Employees	Nil	Nil
	Workers	1	1
High consequence work-related injury or ill-health	Employees	Nil	Nil
	Workers	Nil	Nil

\*Including in the contract workforce



**12. Describe the measures taken by the entity to ensure a safe and healthy work place.**

- The health, safety and well-being of our employees is our top priority. Following measures are taken to ensure a safe and healthy workplace.
  - a) Daily Inspection of workplace and enforcing Safety Permits system
  - b) Health and safety awareness programs & training.
  - c) Regular Safety Review meetings.
  - d) Maintained health, safety records and reviewed.
  - e) Employees are rewarded for safe behavior and reporting.
  - f) Housekeeping is maintained.
  - g) Mock drills are conducted with various teams periodically such that each worker and employee are fully trained to manage any eventuality.
  - h) Conducted health checkup for 100 % employees and workers every year.
  - i) Safety proxy Team is made by nominating operation persons from each plant & each shift to take care of any emergency in an odd hour. This Team is imparted both fire & safety training.
  - j) All sites have a hydrant station, network, fire Alarm system & detectors for flammable chemicals.
  - k) Design & Technology credible Licensors taken care of Process Safety, emissions & volatile organic compounds(VOCs)

**13. Number of Complaints on the following made by employees and workers:**

	FY 2023-24 (Current Financial Year)			FY 2022-23 (Previous Financial Year)		
	Filed during the year	Pending resolution at the end of year	Remarks	Filed during the year	Pending resolution at the end of year	Remarks
Working Conditions	NIL	NIL	NIL	NIL	NIL	NIL
Health & Safety	NIL	NIL	NIL	NIL	NIL	NIL

**14. Assessments for the year:**

	% of your plants and offices that were assessed
Health and safety practices	100%
Working Conditions	100%

**15. Provide details of any corrective action taken or underway to address safety-related incidents (if any) and on significant risks / concerns arising from assessments of health & safety practices and working conditions.**

- Following corrective actions taken to address safety-related incidents :
  1. Automation with field instrument redundancy and interlocks.
  2. Lighting protection, movable earthing for floating Roof (Variable volume) Tanks.
  3. Water seal pots for flammable gas/vapors release etc.

**Leadership Indicators**

**1. Does the entity extend any life insurance or any compensatory package in the event of death of (A) Employees (Y/N) (B) Workers (Y/N)**

- Yes. BAL has a scheme in place to provide Financial Assistance to the legal dependents of the permanent employees/workers in case of death while in service. In addition to this, the employees/workers are covered under the Group Personal Accident (GPA) Policy. The GPA Policy is also being extended to the contract employees working in manufacturing units and offices.

**2. Provide the measures undertaken by the entity to ensure that statutory dues have been deducted and deposited by the value chain partners.**

- The Company monitors and tracks the compliance related to statutory dues internally as a part of regular checks while processing the invoices. Monthly Internal audits are also conducted to ensure compliance.

**3. Provide the number of employees / workers having suffered high consequence work-related injury / ill-health / fatalities (as reported in Q11 of Essential Indicators above), who have been are rehabilitated and placed in suitable employment or whose family members have been placed in suitable employment:**

	Total no. of affected employees/ workers		No. of employees/workers that are rehabilitated and placed in suitable employment or whose family members have been placed in suitable employment	
	FY 2023-24 (Current Financial Year)	FY 2022-23 (Previous Financial Year)	FY 2023-24 (Current Financial Year)	FY 2022-23 (Previous Financial Year)
Employees	0	0	0	0
Workers	0	1	0	1

**4. Does the entity provide transition assistance programs to facilitate continued employability and the management of career endings resulting from retirement or termination of employment? (Yes/ No)**

- Yes, subject to requirement, the Company provides opportunities for engagement on specific projects /assignments across the company.

**5. Details on assessment of value chain partners:**

	% of value chain partners (by value of business done with such partners) that were assessed
Health and safety practices	NIL
Working Conditions	NIL

**6. Provide details of any corrective actions taken or underway to address significant risks / concerns arising from assessments of health and safety practices and working conditions of value chain partners.**

- Not Applicable

**PRINCIPLE 4: BUSINESSES SHOULD RESPECT THE INTERESTS OF AND BE RESPONSIVE TO ALL ITS STAKEHOLDERS**

**Essential Indicators**

**1. Describe the processes for identifying key stakeholder groups of the entity.**

- Investors contributing capital are important stakeholders. We are privileged to share a strong relationship with investors based on a deep understanding of their expectations and our commitment to consistently fulfill them. Stakeholders' value creation is a reflection of our commitment to enhance. Employees enable us to create value for our stakeholders and organization. Suppliers are our key stakeholders who enable us to deliver business value. Our commitment to inclusive growth ensures our customers get maximum value with sustainable business practices. Our stakeholders are our investors, clients, employees, suppliers, government / regulators and the community at large.



**2. List stakeholder groups identified as key for your entity and the frequency of engagement with each stakeholder group.**

Stakeholder Group	Whether identified as Vulnerable & Marginalized Group (Yes/No)	Channels of communication (Email, SMS, Newspaper, Pamphlets, Advertisement, Community Meetings, Notice Board, Website), Other	Frequency of engagement (Annually/ Half yearly/Quarterly / others – please specify)	Purpose and scope of engagement including key topics and concerns raised during such engagement
Shareholders/ Investors	No	Press releases and Conferences, Annual General Meeting, Emails, Advertisement in Newspapers, facility of Visits, Investor Conferences and calls	Annually, Half Yearly, Quarterly and Need Basis	<ul style="list-style-type: none"> <li>Helping investors voice their concerns regarding the company's policies, strategy, etc.</li> <li>Educating the investor community</li> <li>Understanding shareholder expectations</li> </ul>
Clients/ Customers	No	Discussion, Meetings, Calls and Conferences, Office, Visits on Projects, Management reviews, Relationship meetings and briefings, sponsored events, Newsletters, brochures etc.	Continuous as needed. Annually, Half yearly & Quarterly	<ul style="list-style-type: none"> <li>Understanding client, industry</li> <li>Business Challenges</li> <li>Identifying opportunities to improve products and services</li> <li>Deciding on investments and capabilities required to fulfill demand</li> <li>Understanding client's data privacy and security requirements</li> </ul>
Employees	No	Conference Calls, Video Conferencing, Group Discussions, One to One Interactions, Review on Operations	Daily	<ul style="list-style-type: none"> <li>Career Management and Growth Prospects</li> <li>Learning opportunities</li> <li>Compensation structure</li> <li>Building a safety culture and inculcating safe work practices among employees</li> <li>Improving Diversity and Inclusion</li> </ul>
Suppliers / Collaborators	No	Meetings/calls, visits, events	Monthly & Quarterly	<ul style="list-style-type: none"> <li>Demand Sustainability</li> <li>Credit worthiness</li> <li>Ethical Behavior</li> <li>Fair Business Practices</li> <li>Governance</li> </ul>
Government / Regulators	No	Project meetings, reviews, calls, surveys, Circulars, consultative sessions, field visits, due diligence, press releases, press conferences, media interviews and quotes, sponsored events as needed	Continuous	<ul style="list-style-type: none"> <li>Understand areas for sustainable development</li> <li>Discussions on performance and formulate strategy</li> <li>Share and contribute to thought leadership and insight into public and business concerns</li> <li>Work in partnership to develop solutions to global challenges</li> <li>Ensure Compliance of all applicable laws, rules and regulations</li> </ul>
All other stakeholders or community at large	No	Newspaper Advertisement, TV Interviews, Events, Surveys, Press Releases, Visits, Press conferences	As needed	<ul style="list-style-type: none"> <li>Knowledge-exchange collaboration</li> <li>Job creation and other opportunities</li> <li>Continuous Development</li> </ul>

**Leadership Indicators**

- Provide the processes for consultation between stakeholders and the Board on economic, environmental, and social topics or if consultation is delegated, how is feedback from such consultations provided to the Board.**
  - The Company's management regularly interacts with the investors, customers, suppliers, employees etc. Stakeholders Relationship Committee updates the progress of actions to the Board and takes inputs on a periodic basis.
- Whether stakeholder consultation is used to support the identification and management of environmental, and social topics (Yes / No). If so, provide details of instances as to how the inputs received from stakeholders on these topics were incorporated into policies and activities of the entity.**
  - Yes. As the Stakeholders are an essential part of the business, we regularly interact with them to ensure that our business operations are aligned with their interests in a sustainable manner. We have aligned our environmental management goals based on the discussions with the community periodically. Based on their review, we have updated our policies and internal systems.
- Provide details of instances of engagement with, and actions taken to, address the concerns of vulnerable/ marginalized stakeholder groups.**
  - The Company understands the needs of the society and undertakes several measures to improve the life of vulnerable and marginalized stakeholders through its CSR Initiatives. The Company ensures that the CSR Funds are utilized in an optimum manner that uplifts the weaker sections of the society.

**PRINCIPLE 5: BUSINESSES SHOULD RESPECT AND PROMOTE HUMAN RIGHTS**

- Employees and workers who have been provided training on human rights issues and policy(ies) of the entity, in the following format:**

Category	FY 2023-24 (Current Financial Year)			FY 2022-23 (Previous Financial Year)		
	Total (A)	No. of employees / workers covered (B)	% (B/A)	Total (C)	No. of employees / workers covered (D)	% (D/C)
<b>Employees</b>						
Permanent	452	452	100%	475	475	100%
Other Than Permanent	93	93	100%	26	26	100%
<b>Total Employees</b>	<b>545</b>	<b>545</b>	<b>100%</b>	<b>501</b>	<b>501</b>	<b>100%</b>
<b>Workers</b>						
Permanent	632	632	100%	636	636	100%
Other Than Permanent	0	0	0%	104	104	100%
<b>Total Workers</b>	<b>632</b>	<b>632</b>	<b>100%</b>	<b>740</b>	<b>740</b>	<b>100%</b>

- Details of minimum wages paid to employees and workers, in the following format:**

Category	FY 2023-24 (Current Financial Year)					FY 2022-23 (Previous Financial Year)				
	Total (A)	Equal to Minimum Wage		More than Minimum Wage		Total (D)	Equal to Minimum Wage		More than Minimum Wage	
		No. (B)	% (B/A)	No. (C)	% (C/A)		No. (E)	% (E/D)	No. (F)	% (F/D)
	Employees									
Permanent	452	0	0	452	100%	475	0	0	475	100%
Male	419	0	0	419	100%	451	0	0	451	100%
Female	33	0	0	33	100%	24	0	0	24	100%
Other than Permanent	93	0	0	93	100%	26	0	0	26	100%
Male	93	0	0	93	100%	21	0	0	21	100%
Female	0	0	0	0	0	5	0	0	5	100%



Category	FY 2023-24 (Current Financial Year)					FY 2022-23 (Previous Financial Year)				
	Total (A)	Equal to Minimum Wage		More than Minimum Wage		Total (D)	Equal to Minimum Wage		More than Minimum Wage	
		No. (B)	% (B/A)	No. (C)	% (C/A)		No. (E)	% (E/D)	No. (F)	% (F/D)
	Workers									
Permanent	632	0	0	632	100%	636	0	0	636	100%
Male	632	0	0	632	100%	636	0	0	636	100%
Female	0	0	0	0	0	0	0	0	0	0
Other than Permanent	0	0	0	0	0	104	38	37%	66	63%
Male	0	0	0	0	0	104	38	37%	66	63%
Female	0	0	0	0	0	0	0	0	0	0

### 3. Details of remuneration/salary/wages

#### a. Median remuneration / wages:

	Male		Female	
	Number	Median remuneration/ salary/ wages of respective category	Number	Median remuneration/ salary/ wages of respective category
Board of Directors*	6	63,76,000	2	Nil
Key Managerial Personnel	1	7,36,396	Nil	Nil
Employees other than BOD	452	3,20,004	33	2,74,800
Workers	632	2,51,568	Nil	Nil

\*Excluded sitting fees paid to Independent Directors. Including remuneration paid to the Managing Director and CFO.

#### b. Gross wages paid to females as % of total wages paid by the entity, in the following format:

	FY 2023-24 (Current Financial Year)	FY 2022-23 (Previous Financial Year)
Gross wages paid to females as % of total wages	2.97%	2.34%

### 4. Do you have a focal point (Individual/ Committee) responsible for addressing human rights impacts or issues caused or contributed to by the business? (Yes/No)

➤ Yes.

### 5. Describe the internal mechanisms in place to redress grievances related to human rights issues.

➤ Reporting avenues have been provided for BAL employees, customers, suppliers and other stakeholders to raise concerns or make disclosures when they become aware of any actual or potential violation of the company code, policies or law including human rights violation. Representations made in the reporting avenues are reviewed and appropriate action is taken on substantiated violations. During the entire investigation process, BAL provides protection to the complainant as well as to the person against whom a complaint is done.

All locations of the Company have adopted the WhistleBlower Policies facilitating various stakeholders of the Company to raise any concerns on discrimination. Regular awareness programs are conducted for the workforce of the company about the Whistle Blower Policy intimating the contact details of the Heads of Human Resource Departments, Legal Department. The Complainant under the policy is protected from victimization. Promoting awareness of human rights with all stakeholders at various levels of our operations through training and communication and protecting all the time.

### 6. Number of Complaints on the following made by employees and workers:

	FY 2023-24 (Current Financial Year)			FY 2022-23 (Previous Financial Year)		
	Filed during the year	Pending resolution at the end of year	Remarks	Filed during the year	Pending resolution at the end of year	Remarks
Sexual	0	0	NA	0	0	NA
Discrimination at workplace	0	0	NA	0	0	NA
Child Labour	0	0	NA	0	0	NA
Forced Labour/Involuntary Labour	0	0	NA	0	0	NA
Wages	0	0	NA	0	0	NA
Other human rights related issues	0	0	NA	0	0	NA

### 7. Complaints filed under the Sexual Harassment of Women at Workplace (Prevention, Prohibition and Redressal) Act, 2013, in the following format:

	FY 2023-24 (Current Financial Year)	FY 2022-23 (Previous Financial Year)
Total Complaints reported under Sexual Harassment on of Women at Workplace (Prevention, Prohibition and Redressal) Act, 2013 (POSH)	0	0
Complaints on POSH as a % of female employees / workers	0%	0%
Complaints on POSH upheld	0	0

### 8. Mechanisms to prevent adverse consequences to the complainant in discrimination and harassment cases.

➤ Concerns on discrimination and harassment are dealt with confidentiality. BAL does not tolerate any form of retaliation against anyone reporting good faith concerns. Anyone involved in targeting such a person raising such complaints will be subject to disciplinary action.

The Company has formulated Internal Complaint Committee as per the Sexual Harassment of Women at Workplace (Prevention, Prohibition and Redressal) Act, 2013 and also adopted the Whistleblower Policy which condemns any kind of discrimination, harassment, victimisation or any other unfair employment practice being adopted against Whistleblowers. The Company takes appropriate action on the reported matter and ensures that the complainant does not undergo adverse consequences.

### 9. Do human rights requirements form part of your business agreements and contracts? (Yes/No)

➤ Yes.

### 10. Assessments for the year:

	% of your plants and offices that were assessed (by entity or statutory authorities or third parties)
Child labour	Not assessed - as no child labour in employment
Forced/involuntary labour	Not assessed - as no Forced/involuntary labour in employment
Sexual harassment	100% by Internal Complaints Committee
Discrimination at workplace	100%
Wages	100% by internal audit

### 11. Provide details of any corrective actions taken or underway to address significant risks / concerns arising from the assessments at Question 10 above.

➤ There were no audit concerns in the above areas from assessments in FY 2023-24.



## Leadership Indicators

- Details of a business process being modified / introduced as a result of addressing human rights grievances/complaints.**
  - No complaints have been received during the Financial Year under review. Accordingly, no business processes have been modified or introduced for addressing human rights grievances/complaints.
- Details of the scope and coverage of any Human rights due-diligence conducted.**
  - Not Applicable
- Is the premise/office of the entity accessible to differently abled visitors, as per the requirements of the Rights of Persons with Disabilities Act, 2016?**
  - Our establishments are accessible to the differently abled, and we are continuously working towards improving infrastructure by providing accessibility to differently abled.
- Details on assessment of value chain partners.**
  - Some of the areas identified for formal assessment of the value chain partners are at various CSR initiatives for Human Rights has been conducted. The Supplier Code of Conduct has been shared with our vendors.

	% of value chain partners (by value of business done with such partners) that were assessed
Sexual Harassment	All these factors are part of Code of Conduct. The Company takes declarations from
Discrimination at workplace	all value chain partners as a part of adherence to the Code of Conduct as part of
Child Labour	their contract. The contracts are not renewed or they are terminated in case of non-
Forced Labour/Involuntary Labour	adherence to the Code of Conduct agreed upon.
Wages	
Others – please specify	

- Provide details of any corrective actions taken or underway to address significant risks / concerns arising from the assessments at Question 4 above.**
  - Not Applicable.

## PRINCIPLE 6: BUSINESSES SHOULD RESPECT AND MAKE EFFORTS TO PROTECT AND RESTORE THE ENVIRONMENT

### Essential Indicators

- Details of total energy consumption (in Joules or multiples) and energy intensity, in the following format:**

Parameter	FY 2023-24 (Current Financial Year)	FY 2022-23 (Previous Financial Year)
<b>From renewable sources</b>		
Total electricity consumption (A) (Kilowatts /Annum or Giga joules/Annum)	5716202 Kw / 25058 Gj	3131491 Kw /21121 Gj
Total fuel consumption (B) (MT/Annum or Giga Joules/Annum)	0	0
Energy consumption through other sources (C) (MT/Annum of Hydrogen / methane off gas or Giga Joules/Annum)	85 mt / 12319 Gj	157mt /22771 Gj
<b>Total energy consumed from renewable sources (A+B+C)</b>	<b>37377 Gj</b>	<b>43892 Gj</b>
<b>From non-renewable sources</b>		
Total electricity consumption (D)	34921250 Kw /416666 Gj	36803982 Kw / 439124 Gj
Total fuel consumption (E)	97462 mt / 1744281 Gj	98053 mt / 1755036 Gj
Energy consumption through other sources (F)	-	-

Parameter	FY 2023-24 (Current Financial Year)	FY 2022-23 (Previous Financial Year)
<b>Total energy consumed from non-renewable sources (D+E+F)</b>	<b>2160947 Gj</b>	<b>2194160 Gj</b>
<b>Total energy consumed (A+B+C+D+E+F)</b>	<b>2198324 Gj</b>	<b>2238052 Gj</b>
<b>Energy intensity per rupee of Turnover</b> (Giga Joules/ INR Turnover) (Total energy consumption/ turnover in rupees)	<b>0.0001643</b>	<b>0.0001271</b>
<b>Energy intensity per rupee of turnover adjusted for Purchasing Power Parity (PPP)</b> (Total energy consumed / Revenue from operations adjusted for PPP)	<b>0.003681</b>	<b>0.002969</b>
<b>Energy intensity in terms of physical output</b> Energy intensity (optional) – the relevant metric may be selected by the entity MTOE/ Mt of product produced	<b>0.3856 MTOE /Mt of product</b>	<b>0.4171 MTOE/Mt of product</b>

Note: Indicate if any independent assessment/ evaluation/assurance has been carried out by an external agency? (Y/N) If yes, name of the external agency.

- We are following the Bureau of Energy Efficiency (BEE) – Ministry of Power Guidelines for Evaluation.
- Does the entity have any sites / facilities identified as designated consumers (DCs) under the Performance, Achieve and Trade (PAT) Scheme of the Government of India? (Y/N) If yes, disclose whether targets set under the PAT scheme have been achieved. In case targets have not been achieved, provide the remedial action taken, if any.**
    - Till date BAL - No site /facilities are identified as designated consumers (DC's) under PAT scheme. Even though BAL is not part of PAT Cycle, Management has Year on Year taken Energy reduction targets to reduce carbon footprint/ water footprint as a responsible Corporate. Following are the major activities undertaken.
    - By Product effluent Gas utilization as Clean Fuel for Manufacturing facilities of various process plants. This has reduced the Carbon footprint by 5448 Gcal/ annum or 1549t CO<sub>2</sub>e is reduced and this is being pursued year on year by the Company as commitment towards the responsibility towards Environment aspects.
    - With Automation, Temperature profiles of Solid Fuel Fired Furnaces are monitored and Controlled to Optimize Fuel Consumption and Control NO<sub>x</sub> emissions. The maximum Heat of Flue Gases are recovered in Air Preheaters, Economisers to enhance the Steam Generators Combined cycle Efficiency and Electrostatic Precipitators are installed to keep particulate matters in compliance with regulatory standards.
    - Continual engagement of Operation Team in-terms of Steam Trap audits to avoid Steam Leakages and Energy Losses. Steam Traps MIS is followed for Monitoring.
    - Thermography of Insulated Pipe lines and Steam Generation Equipment to minimize the Heat losses attributable to radiation.
    - Installation of AC Drives to majority Compressors to optimize Power based on RPM and capacity control.
    - Installation of High Efficiency Process Pumps and Motors with IE-4 category.
    - Maximizing Asset Utilisation and Heat Integration to reduce Specific Consumption Norms for Highly Energy Intensive process plants.
    - Implementation of CIP systems in Multiple Effect Evaporators to reduce Steam Consumption Norms from 1.2 T Steam /T of Inorganic Effluent to 0.6-0.65 T Steam/T of Inorganic Effluent (Falling Film Type Multiple Effect Evaporators). In New Expansions, Targeted Steam Consumption Norms to the Extent of 0.3-0.35 T/T of Inorganic Effluent using Forced Circulation MEE with CIP provision. This has resulted in 15.6 Gcal/Day Energy Reduction or in terms of Emissions, it is 6.8 t CO<sub>2</sub> e.
    - Installation of Solar Power panels equivalent to 2728 Kw /hr is under progress and will be effective from 2024-25 year.
    - Installation of Air Cooled condensers as a part of Water footprint reduction has been started and is in place, instead of methodical water cooled condensers- this reduces fresh water consumption by 80% -85%.
    - The waste 28% of Hydrogen gas was taken back into the system as fuel in the Thermic fluid heater.



3. Provide details of the following disclosures related to water, in the following format:

Parameter	FY 2023-24 (Current Financial Year)	FY 2022-23 (Previous Financial Year)
<b>Water withdrawal by source (in kilolitres)</b>		
(i) Surface water	5,44,658	4,75,803
(ii) Groundwater	1,85,556	1,83,013
(iii) Third party water	4,810	1,631
(iv) Seawater / desalinated water	0	0
(v) Others	0	0
<b>Total volume of water withdrawal (in kilolitres) (i + ii + iii + iv + v)</b>	<b>7,35,024</b>	<b>6,60,447</b>
<b>Total volume of water consumption (in kilolitres)</b>	<b>7,35,024</b>	<b>6,60,447</b>
<b>Water intensity per rupee of Turnover</b> (Total water consumption / Revenue from operations)	0.0000549	0.0000383
<b>Water intensity per rupee of turnover adjusted for Purchasing Power Parity (PPP)</b> (Total water consumption / Revenue from operations adjusted for PPP)	<b>0.001231</b>	<b>0.000876</b>
<b>Water intensity in terms of physical output</b>	-	-
<b>Water intensity</b> (optional) – the relevant metric may be selected by the entity	NA	NA

**Note I** - The increase in Consumption of water is primarily due to Green Field Expansion Construction activity and Tree plantation of 33% plot area at Unit-4 ~ 68855 m3 and Hotel Division water consumption is decreased by 6583 m3, total increment with respect to FY 2022-23 ~ 74577 m3. Discounting this incremental increase in water from overall Consumption, the Index of Water Intensity /Turnover in KL/Crore INR turnover will change from 382.81 KL/crore INR of FY22-23 to 549.41 KL/Crore INR for FY23-24.

**Note:** Indicate if any independent assessment/ evaluation/assurance has been carried out by an external agency? (Y/N) If yes, name of the external agency.

- No, the company has taken Water Treatment, Technology and Bio ETP experts on Board mainly for conservation, optimisation and quality of water. Internal assessment for avenues of water reduction are constantly explored.

4. Provide the following details related to water discharged:

- All sites of BAL being Zero Liquid Discharge (ZLD) Manufacturing facilities, the water discharge criteria is not applicable to us.

Parameter	FY 2023-24 (Current Financial Year)	FY 2022-23 (Previous Financial Year)
<b>Water discharge by destination and level of treatment (in kilolitres)</b>		
(i) To Surface water		
- No treatment	NA	NA
- With treatment – please specify level of treatment	NA	NA
(ii) To Groundwater		
- No treatment	NA	NA
- With treatment – please specify level of treatment	NA	NA
(iii) To Seawater		
- No treatment	NA	NA
- With treatment – please specify level of treatment	NA	NA

Parameter	FY 2023-24 (Current Financial Year)	FY 2022-23 (Previous Financial Year)
(iv) Sent to third-parties		
- No treatment	NA	NA
- With treatment – please specify level of treatment	NA	NA
(v) Others		
- No treatment	NA	NA
- With treatment – please specify level of treatment	NA	NA
<b>Total water discharged (in kilolitres)</b>	NA	NA

Note: Indicate if any independent assessment/ evaluation/assurance has been carried out by an external agency? (Y/N) If yes, name of the external agency. : No

5. Has the entity implemented a mechanism for Zero Liquid Discharge? If yes, provide details of its coverage and implementation.

- Yes, all the sites of BAL have implemented a mechanism for Zero Liquid Discharge (ZLD).
  - a. The Coverage is for both Organic and Inorganic Effluents.
  - b. For Inorganic Effluents, it is a combination of Pretreatment plants including Clarifloculators, Ultra Filtration Units, High Pressure Reverse Osmosis plants followed by Multiple Effect Evaporators and ATFD.
  - c. For DM water generated Rejected effluent, BAL has installed a Polishing Reverse Osmosis unit which reduces effluent by 90-95%.
  - d. For Organic effluents, it is being treated in BIO- ETP followed by High Pressure Reverse osmosis.
  - e. Company is constantly engaging in new state of art technologies for Water recycle in terms of Reverse Osmosis Membranes, MVRE technology which will be online from 2024-25 year.
  - f. Company has taken onboard Experts for both Inorganic and Organic Effluent Treatment and recycle with continual improvements in terms of operational efficiencies.
  - g. Overall Inorganic Water handled for Zero Discharge is ~ 333 CMD.

6. Please provide details of air emissions (other than GHG emissions) by the entity, in the following format:

Parameter	Unit	FY 2023-24 (Current Financial Year)	FY 2022-23 (Previous Financial Year)
NOx	μ / cub	<18	<22
SOx	μ / cub	<17	<18
Particulate Matter(PM)	μ / cub	<52	<70
Persistent organic pollutants (POP)	NA	NA	NA
Volatile organic compounds (VOC)		NA	NA
Hazardous air pollutants (HAP)		NA	NA
Others - please specify		NA	NA

Note: Indicate if any independent assessment/ evaluation/assurance has been carried out by an external agency? (Y/N) If yes, name of the external agency.

- Yes, Deputed the NABL accredited Third Party Agencies as per Statutory Requirement.



**7. Provide details of greenhouse gas emissions (Scope 1 and Scope 2 emissions) & its intensity, in the following format:**

Parameter	Unit	FY 2023-24 (Current Financial Year)	FY 2022-23 (Previous Financial Year)
<b>Total Scope 1 emissions</b> (Break-up of the GHG into CO <sub>2</sub> , CH <sub>4</sub> , N <sub>2</sub> O, HFCs, PFCs, SF <sub>6</sub> , NF <sub>3</sub> , if available)	Metric tonnes of CO <sub>2</sub> equivalent	177850.5	176933.7
<b>Total Scope 2 emissions</b> (Break-up of the GHG into CO <sub>2</sub> , CH <sub>4</sub> , N <sub>2</sub> O, HFCs, PFCs, SF <sub>6</sub> , NF <sub>3</sub> , if available)	Metric tonnes of CO <sub>2</sub> equivalent	24094.76	27585.36
<b>Total Scope 1 and Scope 2 emission intensity per rupee of turnover</b> (Total Scope 1 and Scope 2 GHG emissions / Revenue from operations)	Mt of CO <sub>2</sub> per rupee of turnover	0.00001508	0.00001139
<b>Total Scope 1 and Scope 2 emission intensity per rupee of turnover for Purchasing Power Parity (PPP)</b> (Total Scope 1 and Scope 2 GHG emissions / Revenue from operations adjusted for PPP)	Mt of CO <sub>2</sub> per rupee of PPP on turnover	0.000338	0.0002608
<b>Total Scope 1 and Scope 2 emission intensity in terms of physical output</b>		Group is associated in manufacturing as well in Hospitality sections, hence physical output is not considered	Group is associated in manufacturing as well in Hospitality sections, hence physical output is not considered
<b>Total Scope 1 and Scope 2 emission intensity</b> (optional) – the relevant metric may be selected by the entity		NA	NA

Note: Indicate if any independent assessment/ evaluation/assurance has been carried out by an external agency? (Y/N) If yes, name of the external agency : No

**8. Does the entity have any project related to reducing Green House Gas emission? If Yes, then provide details.**

- Yes, we are planning for following projects:
- Replacement of Refrigerants in existing installations, in phased manner based on their GWP ( Global Warming Potential) and equivalent Carbon footprint.
  - Installation of Back Pressure Steam Turbine scheme in place of Pressure Reducing Stations for FY-2024-25.
  - Renewable Power (Solar Power) installation is under installation which will be operational during FY 2024-25.

**9. Provide details related to waste management by the entity, in the following format:**

Parameter	FY 2023-24 (Current Financial Year)	FY 2022-23 (Previous Financial Year)
<b>Total Waste generated (in metric tonnes)</b>		
Plastic waste (A)	Nil	Nil
E-waste (B)	Nil	Nil
Bio-medical waste (C)	Nil	Nil
Construction and demolition waste (D)	Nil	Nil
Battery waste (E)	Nil	Nil
Radioactive waste (F)	Nil	Nil
Other Hazardous waste. Please specify, if any. (G)	304	272.73
Other Non-hazardous waste Generated (H). Please specify, if any (includes Boiler Ash, Corn Crub waste, Scrub material, Wooden Pallets, Woven Sack Bags etc.) In MT/Annum. (Break-up by composition i.e. by materials relevant to the sector)	5,282	4,637
<b>Total (A+B+C+D+E+F+G+H)</b>	<b>5,586</b>	<b>4,909.73</b>

Parameter	FY 2023-24 (Current Financial Year)	FY 2022-23 (Previous Financial Year)
<b>Waste intensity per rupee of turnover</b> (Total waste generated / Revenue from operations)	0.0000004175	0.0000002844
<b>Waste intensity per rupee of turnover adjusted for Purchasing Power Parity (PPP)</b> (Total waste generated / Revenue from operations adjusted for PPP)	0.000009353	0.000006513
<b>Waste intensity in terms of physical output</b>	0.0411 kg/Kg of Physical Product output	0.0382 kg/Kg of Physical Product output
<b>Waste intensity (optional)</b> – the relevant metric may be selected by the entity	NA	NA
<b>For each category of waste generated, total waste recovered through recycling, re-using or other recovery operations (in metric tonnes)</b>		
<b>Category of waste</b>		
(i) Recycled	Nil	Nil
(ii) Re-used	Nil	Nil
(iii) Other recovery operations	Nil	Nil
<b>Total</b>	<b>Nil</b>	<b>Nil</b>
<b>For each category of waste generated, total waste disposed by nature of disposal method (in metric tonnes)</b>		
<b>Category of waste</b>		
(i) Incineration through CHWTSDF	126	113.06
(ii) Landfilling through CHWTSDF	178	159.67
(iii) Other disposal operations	5,282	4,637
<b>Total</b>	<b>5,586</b>	<b>4,909.73</b>

**Note:**

- Green Field project Expansion Construction debris are being recycled in Construction activity. The Excavated Soil is recycled for land filling and plantation.
- Company has disposed off the used drums (plastic and MS) to registered parties/ Registered recycler. Total no. of Drums (plastic and MS) disposed off during FY 2023-24 are 7853 no or appx 117.7 MT.

Note: Indicate if any independent assessment/ evaluation/assurance has been carried out by an external agency? (Y/N) If yes, name of the external agency: No.

**10. Briefly describe the waste management practices adopted in your establishments. Describe the strategy adopted by your company to reduce usage of hazardous and toxic chemicals in your products and processes and the practices adopted to manage such wastes.**

- Following Waste Management Practices adopted by the Company:
- Incineration through CHWTSDF;
  - Land filling after treatment through CHWTSDF;
  - Some of the Waste e.g. Spent Oil through Authorised Recycler;
  - Own Incineration facility with Steam Cogeneration is in place;
  - Membrane Technologies for the reduction of inorganic waste and further integrated with Multiple effect evaporators and ATFD units;
  - Best Process Plant Technologies whereby waste is controlled at source and provision of recovery of Waste Heat and generate power from the same.



**Strategies adopted by the Company to reduce hazardous and Toxic chemicals in Products and Processes:**

- Selection of Process Route and Technology using Chemicals which are Safe to handle, store, use and are Biodegradable.
- Catalyst selection in most of the reactions controls the unwanted/undesired side reactions, bi-products and Residue formation.

**11. If the entity has operations/offices in/around ecologically sensitive areas (such as national parks, wildlife sanctuaries, biosphere reserves, wetlands, biodiversity hotspots, forests, coastal regulation zones etc.) where environmental approvals / clearances are required, please specify details in the following format:**

S. No.	Location of operations / offices	Type of operations	Whether the conditions of environmental approval / clearance are being complied with? (Y/N) If no, the reasons thereof and corrective action taken, if any.
	Not Applicable, since none of our units are located in ecologically sensitive areas.		

**12. Details of environmental impact assessments of projects undertaken by the entity based on applicable laws, in the current financial year:**

Name and brief details of project	EIA Notification No.	Date	Whether conducted by independent external agency (Yes / No)	Results communicated in public domain (Yes / No)	Relevant Web link
-	-	-	-	-	-

**13. Is the entity compliant with the applicable environmental law/ regulations/ guidelines in India; such as the Water (Prevention and Control of Pollution) Act, Air (Prevention and Control of Pollution) Act, Environment protection act and rules thereunder (Y/N). If not, provide details of all such non-compliances, in the following format:**

S. No.	Specify the law/ regulation /guidelines which was not complied with	Provide the details of non-compliance	Any fines/ penalties / action taken by regulatory agencies such as pollution control board or by courts	Corrective action taken, if any
	Not Applicable			

- The Company is meeting all compliances with applicable environment law/regulations /guidelines in India and rules made thereunder and is being demonstrated in Six monthly MOEF Compliance documents and also the new projects are being undertaken as and when new /revised law/regulations/guidelines are being communicated by respective Authorities/ agency.

**Leadership Indicators**

**1. Water withdrawal, consumption and discharge in areas of water stress (in kilolitres):**

**For each facility / plant located in areas of water stress, provide the following information:**

- Name of the area: : Solapur (New Expansions are being done in designated MIDC area)
- Nature of operations : : Manufacturing of Chemicals
- Water withdrawal, consumption and discharge in the following format:

Parameter	FY 2023-24 (Current Financial Year)	FY 2022-23 (Previous Financial Year)
<b>Water withdrawal by source (in kilolitres)</b>		
(i) Surface water	5,44,658	4,75,803
(ii) Groundwater	1,85,556	1,83,013
(iii) Third party water	4,810	1,631
(iv) Seawater / desalinated water	NA	NA
(v) Others	NA	NA
<b>Total volume of water withdrawal (in kilolitres)</b>	<b>7,35,024</b>	<b>6,60,447</b>
<b>Total volume of water consumption (in kilolitres)</b>	<b>7,35,024</b>	<b>6,60,447</b>

Parameter	FY 2023-24 (Current Financial Year)	FY 2022-23 (Previous Financial Year)
<b>Water intensity per rupee of Turnover</b> (Water consumed / turnover)	0.0000549	0.0000383
<b>Water intensity</b> (optional) – the relevant metric may be selected by the entity	-	-
<b>Water discharge by destination and level of treatment (in kilolitres)</b>		
<b>(i) To Surface water</b>		
- No treatment	NA	NA
- With treatment – please specify level of treatment	NA	NA
<b>(ii) To Groundwater</b>		
- No treatment	NA	NA
- With treatment – please specify level of treatment	NA	NA
<b>(iii) To Seawater</b>		
- No treatment	NA	NA
- With treatment – please specify level of treatment	NA	NA
<b>(iv) Sent to third-parties</b>		
- No treatment	NA	NA
- With treatment – please specify level of treatment	NA	NA
<b>(v) Others</b>		
- No treatment	NA	NA
- With treatment – please specify level of treatment	NA	NA
<b>Total water discharged (in kilolitres)</b>	NA	NA

Note: Indicate if any independent assessment/ evaluation/assurance has been carried out by an external agency? (Y/N) If yes, name of the external agency: : No

**2. Please provide details of total Scope 3 emissions & its intensity, in the following format:**

Parameter	Unit	FY 2023-24 (Current Financial Year)	FY 2022-23 (Previous Financial Year)
<b>Total Scope 1 emissions</b> (Break-up of the GHG into CO <sub>2</sub> , CH <sub>4</sub> , N <sub>2</sub> O, HFCs, PFCs, SF <sub>6</sub> , NF <sub>3</sub> , if available)	Metric tonnes of CO <sub>2</sub> equivalent	NA	NA
<b>Total Scope 3 emissions per rupee of turnover</b>		NA	NA
<b>Total Scope 3 emission intensity</b> (optional) – the relevant metric may be selected by the entity		NA	NA

Note: Indicate if any independent assessment/ evaluation/assurance has been carried out by an external agency? (Y/N) If yes, name of the external agency: No.

**3. With respect to the ecologically sensitive areas reported at Question 11 of Essential Indicators above, provide details of significant direct & indirect impact of the entity on biodiversity in such areas along-with prevention and remediation activities.**

- The sites and Expansions are being awarded Environment Clearances with due consideration that there are no Direct or Indirect impacts on Biodiversity as most of the sites and Expansion plans are located in Designated Industrial areas complying with EPA (Environment Protection Act) and with due assessments, appropriate Infrastructure is provided at all sites with required Environment considerations as per Guidelines.



4. If the entity has undertaken any specific initiatives or used innovative technology or solutions to improve resource efficiency, or reduce impact due to emissions / effluent discharge / waste generated, please provide details of the same as well as outcome of such initiatives, as per the following format:

Sr. No.	Initiative undertaken	Details of the initiative (Web-link, if any, may be provided along-with summary)	Outcome of Initiative
1	CIP of Multiple Effect Evaporators	Unit-3 and Unit-1 In-organic Effluent Treatment	Reduced steam to water ratio and saved energy + reduced CO2 emission
2	Investment in Solar power	Power Saving 2728 KW/Day	Overall improvement GHG emissions
3	Installed Air Cooled Condensers	Unit-4 Expansion, Installed Air Cooled Condensers in Process plant as a substitute to Conventional water based cooling condensers. This has saved water substantially for the entire site as a major water Intensive operation.	Saving of water

5. Does the entity have a business continuity and disaster management plan? Give details in 100 words/ web link.

- BAL has an onsite Emergency plan for all sites. Though for any Emergency (Inside as well outside) there are trained teams consisting of Operation, Engineering, Safety and Fire crew available at all sites with required Tools and Tackles for identified Emergencies and preparedness is ensured through Risks mitigation. Also BAL team works in close coordination with Local authorities like Fire Dept, MIDC, Collector office, State Pollution Boards etc All the Hazardous chemical storages are equipped with Fire and Safety infrastructure, periodic testing and Inspection is done for ensuring Mechanical Integrity. Suitable Pressure Control systems and accessories are installed for Control and Monitoring. Certain tank farm areas are in compliance with PESO regulations and 100% compliance is ensured. Area Classification guidelines are ensured as per IS, ATEX and NFPA guidelines.
- BAL has prepared policy frameworks inside premises whereby major loading and Unloading activities are restricted in silent hours and accordingly infrastructure is created. All Raw material and Finished Good Tankers are in compliance with HAZCHEM, SMPV Guidelines ensuring during Transport the Risk associated in Public areas are taken care. All the Drums / containers are as per UN Code and with compatible Material of Construction.
- The risks associated in the value chain are identified and the mitigation measures are taken.

6. Disclose any significant adverse impact to the environment, arising from the value chain of the entity. What mitigation or adaptation measures have been taken by the entity in this regard.

- There is no significant impact arising from the value chain, though continual efforts are being put in identifying various risks associated and mitigation measures are taken to avoid any adversity.

7. Percentage of value chain partners (by value of business done with such partners) that were assessed for environmental impacts.

- The credentials of all value chain partners are verified and are part of evaluation and contracts, endorsed by getting details pertaining to relevant certifications and standards.

**PRINCIPLE 7: Businesses, when engaging in influencing public and regulatory policy, should do so in a manner that is responsible and transparent**

**Essential Indicators**

- Number of affiliations with trade and industry chambers/ associations.  
    - Ten (Refer the response below)
  - List the top 10 trade and industry chambers/ associations (determined based on the total members of such a body) the entity is a member of/ affiliated to.

S. No.	Name of the trade and industry chambers/ associations	Reach of trade and industry chambers/ associations
1	Basic Chemicals Cosmetic & Dyes Export Promotion Council	Mumbai
2	Federation of Indian Export Organisations	Mumbai
3	Service Export Promotion Council	New Delhi
4	Indian Chemical Council	Mumbai
5	Solapur Chamber of Commerce, Industries & Agriculture	Solapur
6	Federation of Indian Chambers of Commerce & Industry	New Delhi
7	Chemexcil- Chemicals Export Promotion Council	Mumbai
8	Federation of Telangana Chambers of Commerce and Industry	Hyderabad
9	Bulk Drug Manufacturers Association	Hyderabad
10	Chemical Industries Association	Chennai

- Provide details of corrective action taken or underway on any issues related to anti- competitive conduct by the entity, based on adverse orders from regulatory authorities.

- None

**PRINCIPLE 8: BUSINESSES SHOULD PROMOTE INCLUSIVE GROWTH AND EQUITABLE DEVELOPMENT**

**Essential Indicators**

- Details of Social Impact Assessments (SIA) of projects undertaken by the entity based on applicable laws, in the current financial year.  
  - Not applicable.
- Provide information on project(s) for which ongoing Rehabilitation and Resettlement (R&R) is being undertaken by your entity, in the following format:  
  - Not Applicable
- Describe the mechanisms to receive and redress grievances of the community.  
  - The Balaji Foundation & Research Centre works closely with the community in identified areas of contribution in the domains of education, healthcare, destitute care, rural development, art and culture, and disaster relief. Within its areas of work, the Foundation has robust mechanisms to assess the impact of projects on intended beneficiaries. These mechanisms range from one-on-one and group discussions with beneficiaries to independent external assessments, among others, and provide ample opportunity to receive and redress grievances of the intended beneficiaries.
- Percentage of input material (inputs to total inputs by value) sourced from suppliers:

Parameter	FY 2023-24 (Current Financial Year)	FY 2022-23 (Previous Financial Year)
Directly sourced from MSMEs/ small producers	32.95%	24.52%
Sourced directly from within the district and neighbouring districts	17.00%	3.59%



5. **Job creation in smaller towns – Disclose wages paid to persons employed (including employees or workers employed on a permanent or non-permanent / on contract basis) in the following locations, as % of total wage cost**

Location	FY 2023-24 (Current Financial Year)	FY 2022-23 (Previous Financial Year)
Rural	52%	60%
Semi-urban	28%	30%
Urban	15%	8%
Metropolitan	5%	2%

(Places are categorized as per RBI Classification System - rural / semi-urban / urban / metropolitan)

**Leadership Indicators**

1. **Provide details of actions taken to mitigate any negative social impacts identified in the Social Impact Assessments (Reference: Question 1 of Essential Indicators above):**

➤ None

2. **Provide the following information on CSR projects undertaken by your entity in designated aspirational districts as identified by government bodies:**

➤ Not Applicable

3. (a) **Do you have a preferential procurement policy where you give preference to purchase from suppliers comprising marginalised / vulnerable groups? (Yes/No)**

➤ No. As per our policy, the contracts are awarded on merit and not on preference.

- (b) **From which marginalised/vulnerable groups do you procure?**

➤ Not Applicable

- (c) **What percentage of total procurement (by value) does it constitute?**

➤ Not Applicable

4. **Details of the benefits derived and shared from the intellectual properties owned or acquired by your entity (in the current financial year), based on traditional knowledge.**

➤ Not Applicable

5. **Details of corrective actions taken or underway, based on any adverse order in intellectual property related disputes wherein usage of traditional knowledge is involved.**

➤ Not Applicable.

6. **Details of beneficiaries of CSR Projects:**

Sr. No.	CSR Project	No. of Person benefited from CSR Projects	Percentage of beneficiaries from vulnerable and marginalised groups
1.	Promoting Healthcare	25,02,014	100%
2.	Promoting Education	30,257	100%
3.	Rural Development	31,00,215	100%
4.	Promoting Sports	1,324	100%

**PRINCIPLE 9: BUSINESSES SHOULD ENGAGE WITH AND PROVIDE VALUE TO THEIR CONSUMERS IN A RESPONSIBLE MANNER**

**Essential Indicators**

1. **Describe the mechanisms in place to receive and respond to consumer complaints and feedback.**

➤ We categories Customer Complaints in terms of Qualitative, Quantitative and Administrative aspects.

We are committed to surpassing client expectations consistently. We have robust mechanisms to track and respond to customer complaints and feedback in the delivery of our services. Our latest annual client survey indicates that a large set of clients are delighted with Balaji Amines, sustaining the healthy positive client sentiment attained over the years. Client sentiment around our resilience, agility, client centricity, excellence in execution, quality of deliverable, base delivery, tools, and methodologies, is extremely positive.

2. **Turnover of products and/ services as a percentage of turnover from all products/service that carry information about:**

	As a percentage to total turnover
Environmental and social parameters relevant to the product	Not Applicable
Safe and responsible usage	Not Applicable
Recycling and/or safe disposal	Not Applicable

3. **Number of consumer complaints in respect of the following:**

	FY 2023-24 (Current Financial Year)		Remarks	FY 2022-23 (Previous Financial Year)		Remarks
Data Privacy	0	0	NA	0	0	NA
Advertising	0	0	NA	0	0	NA
Cyber-Security	0	0	NA	0	0	NA
Delivery of essential services	0	0	NA	0	0	NA
Restrictive Trade Practices	0	0	NA	0	0	NA
Unfair Trade Practices	0	0	NA	0	0	NA
Other	0	0	NA	0	0	NA

4. **Details of instances of product recalls on account of safety issues:**

➤ Not Applicable

5. **Does the entity have a framework/ policy on cyber security and risks related to data privacy? (Yes/No) If available, provide a web-link of the policy.**

➤ Yes. The web link of the policy at <https://www.balajiamines.com/investor-relations.php>.

6. **Provide details of any corrective actions taken or underway on issues relating to advertising, and delivery of essential services; cyber security and data privacy of customers; re-occurrence of instances of product recalls; penalty / action taken by regulatory authorities on safety of products / services.**

➤ Not Applicable

7. **Provide the following information relating to data breaches:**

- a. **Number of instances of data breaches**

➤ In fiscal 2024, there were no substantiated complaints received concerning breaches of customer privacy from outside parties and regulatory authorities.



**b. Percentage of data breaches involving personally identifiable information of customers**

› Not Applicable

**c. Impact, if any, of the data breaches**

› Not Applicable

**Leadership Indicators**

**1. Channels / platforms where information on products and services of the entity can be accessed (provide web link, if available).**

› The information on products and services of the Company can be accessed on the website of the company at [www.balajiamines.com](http://www.balajiamines.com).

**2. Steps taken to inform and educate consumers about safe and responsible usage of products and/or services.**

› Each and every consignment goes with our Material Safety Data Sheet (MSDS) which will enable our consumers how to handle and use in any situation.

**3. Mechanisms in place to inform consumers of any risk of disruption/discontinuation of essential services.**

› Each customer relationship in Balaji Amines has a business continuity mechanism to handle any disruption of services/ products and a suitable communication plan.

**4. Does the entity display product information on the product over and above what is mandated as per local laws? (Yes/No/ Not Applicable) If yes, provide details in brief. Did your entity carry out any survey with regard to consumer satisfaction relating to the major products / services of the entity, significant locations of operation of the entity or the entity as a whole? (Yes/No)**

› No.

# REPORT ON CORPORATE GOVERNANCE

## 1. COMPANY'S PHILOSOPHY ON CORPORATE GOVERNANCE

Your Company has all the process, protocols and system of Corporate Governance and has been following fair, transparent and ethical governance practices and follows to the Tee and also it to be essential for enhancing long-term shareholder value and retaining investor confidence and trust. Your Company believes that Corporate Governance is about best practices of a business to be imbibed into the culture of the organization and complying with value systems, ethical business practices, complying with laws and regulations to achieve the main objectives of the Company through best practices.

The Company believes to grow and be successful by following systems, protocols, policies and practices which are ethical and sustainable while being competitive.

Policies, processes, practices and actions of the Company are carefully designed to further the objectives of Good Corporate Governance of the Company, thereby enhancing its performance and improving stakeholder's value and fulfilling its obligations towards the Government, its shareholders, employees and other stakeholders.

## 2. BOARD OF DIRECTORS

The composition of the Board of your Company is in conformity with the provisions of the Companies Act, 2013 ("the Act") and the Securities and Exchange Board of India (Listing Obligations and Disclosure Requirements) Regulations, 2015 ("Listing Regulations"), as amended from time to time.

The Company's board consists of 8 (Eight) Directors as on 31<sup>st</sup> March, 2024. Out of 8 Directors, 4 Directors are Independent Directors including Woman Director. The Chairman of the Board is an Executive Director.

None of the Directors on the Board is a member of more than 10 (Ten) committees or a Chairperson of more than 5 (Five) committees [as stipulated in Regulation 26(1) of the Securities and Exchange Board of India (Listing Obligations & Disclosure Requirements) Regulations, 2015 ('Listing Regulations') across all the Indian Public Companies, in which he/she is a Director. The annual disclosure providing the committee position and other Directorship has been made by the Directors.

None of the Independent Directors of the Company had any material pecuniary relationship or transactions with the Company, its promoter, its management during the Year 2023-24, which may affect independence of the Independent Directors. All Directors mentioned above as Independent Directors, fall within the expression of "Independent Directors" as mentioned in SEBI (Listing Obligations and Disclosure Requirements) Regulations, 2015 and the Companies Act, 2013 ("the Act").

### a) Number of Board Meetings and Attendance of the Directors at Meetings of the Board and at the Last Annual General Meeting

The Board of Directors met 4 (four) times during the year under review on 20<sup>th</sup> May, 2023, 31<sup>st</sup> August, 2023, 8<sup>th</sup> November, 2023 and 31<sup>st</sup> January, 2024. The requisite quorum was present for all the Meetings. The Board met at least once in a calendar quarter and the maximum time gap between any two Meetings was not more than one hundred and twenty days. These Meetings were well attended. The 35<sup>th</sup> Annual General Meeting was held on 10<sup>th</sup> July, 2023 through video conferencing or other audio visual means as per the MCA and SEBI Circulars issued from time to time.



The names and categories of Directors, their attendance at the Board Meetings held during the year and at the last Annual General Meeting (AGM) held on 10<sup>th</sup> July, 2023, and also the number of Directorships and committee positions held by them in public limited companies are as follows:

Name of Director	Category	No. of Board Meetings attended during 2023-24	Attend-ance at the Last AGM held on 10 <sup>th</sup> July, 2023	No. of Directorships in Other Companies		Member-ships held in committees of other public Com-panies*	Chairman-ships held in committees of other Public Com-panies*	Name of other listed entities where he/she is a director and the category of directorship
				Private	Public			
Mr. Ande Prathap Reddy, Executive Chairman, DIN: 00003967	Executive Director (Promoter)	4	Yes	1	1	0	0	-
Mr. Dundurapu Ram Reddy, Managing Director, DIN : 00003864	Executive Director (Promoter)	4	Yes	6	1	0	0	-
Mr. Rajeshwar Reddy Nomula <sup>1</sup> , Whole-time Director, DIN : 00003854	Executive Director (Promoter)	4	Yes	3	1	0	0	-
Mr. Hemanth Reddy Gaddam <sup>2</sup> , Whole-time Director & CFO, DIN : 00003868	Executive Director (Promoter)	1	NA	NA	NA	NA	NA	-
Mr. Ande Srinivas Reddy <sup>1</sup> , Whole-time Director & CFO, DIN: 03169721	Executive Director (Promoter)	4	Yes	0	0	0	0	-
Mr. Naveena Chandra Thammishetty <sup>3</sup> , Independent Director, DIN: 00231636	Independent Non-Executive Director	1	NA	NA	NA	NA	NA	-
Mr. Amarender Reddy Minupuri <sup>3</sup> , Independent Director, DIN : 05182741	Independent Non-Executive Director	1	NA	NA	NA	NA	NA	-
Mr. Satyanarayana Murthy Chavali <sup>3</sup> , Independent Director, DIN : 00142138	Independent Non-Executive Director	1	NA	NA	NA	NA	NA	-
Mr. Kashinath Revappa Dhole <sup>3</sup> , Independent Director, DIN : 01076675	Independent Non-Executive Director	1	NA	NA	NA	NA	NA	-
Mrs. Vimala Behram Madon <sup>3</sup> , Independent Director, DIN : 06925101	Independent Non-Executive Director	1	NA	NA	NA	NA	NA	-
Dr. Suhasini Yatin Shah <sup>4</sup> , Independent Director DIN : 0216705	Independent Non-Executive Director	3	Yes	2	3	0	2	Precision Camshafts Limited, Non-Executive Non-Independent Director
Dr. Uma Rajiv Pradhan <sup>4</sup> , Independent Director DIN : 10096017	Independent Non-Executive Director	2	Yes	0	0	0	0	-
Mr. Mohan Kumar Ramakrishna <sup>4</sup> , Independent Director, DIN : 10168247	Independent Non-Executive Director	3	Yes	0	0	0	0	-
Mr. Adabala Seshagiri Rao <sup>4</sup> , Independent Director, DIN : 09608973	Independent Non-Executive Director	3	Yes	0	2	2	1	1. Nova Agritech Limited, Non-Executive Independent Director 2. Manoj Vaibhav Gems 'N' Jewellers Limited, Non-Executive Independent Director

\*Membership/Chairmanship of Audit Committees and Stakeholders' Relationship Committees.

<sup>1</sup>Mr. Rajeshwar Reddy Nomula was redesignated as Whole-time Director of the Company and Mr. Ande Srinivas Reddy appointed as Whole-time Director & CFO of the Company with effect from 20<sup>th</sup> May, 2023.

<sup>2</sup>Mr. Hemanth Reddy Gaddam resigned as Whole-time Director & CFO of the Company with effect from 20<sup>th</sup> May, 2023.

<sup>3</sup>Mr. Naveena Chandra Thammishetty, Mr. Amarender Reddy Minupuri, Mr. Satyanarayana Murthy Chavali, Mr. Kashinath Revappa Dhole and Mrs. Vimala Behram Madon resigned from the office of Independent Directors of the Company with effect from 20<sup>th</sup> May, 2023.

<sup>4</sup>Dr. Suhasini Yatin Shah, Dr. Uma Rajiv Pradhan, Mr. Mohan Kumar Ramakrishna and Mr. Adabala Seshagiri Rao were appointed as Independent Directors of the Company with effect from 20<sup>th</sup> May, 2023.

**b) Disclosure of relationships between directors inter-se**

- Mr. Ande Prathap Reddy, Executive Chairman of the Company is father of Mr. Ande Srinivas Reddy, Whole time Director & CFO of the Company and Uncle of Mr. Dundurapu Ram Reddy, Managing Director of the Company.
- Mr. Dundurapu Ram Reddy, Managing Director of the Company is nephew of Mr. Ande Prathap Reddy, Executive Chairman of the Company and Cousin of Mr. Ande Srinivas Reddy, Whole time Director & CFO of the Company.
- Mr. Rajeshwar Reddy Nomula, Whole-time Director of the Company does not have any relationships with any other directors.
- Mr. Ande Srinivas Reddy, Whole time Director & CFO of the Company is son of Mr. Ande Prathap Reddy, Executive Chairman of the Company and Cousin of Mr. Dundurapu Ram Reddy, Managing Director of the Company.

**c) Number of Shares held by Non- Executive Directors as on 31<sup>st</sup> March, 2024**

Name of Director	Designation	No. of Shares held
Dr. Suhasini Yatin Shah	Independent Director	Nil
Dr. Uma Rajiv Pradhan	Independent Director	Nil
Mr. Mohan Kumar Ramakrishna	Independent Director	Nil
Mr. Adabala Seshagiri Rao	Independent Director	Nil

**d) Familiarization Programme**

At the time of appointing a Director, a formal letter of appointment is given, which inter alia explains the role, function, duties and responsibilities expected from a Director of the Company. The Director is also explained in detail the Compliance required from him under Companies Act, 2013, the Listing Regulations and other various statutes

and an affirmation is obtained. Further, on an ongoing basis as a part of Agenda of Board / Committee Meetings, briefings are regularly made to the Independent Directors on various matters inter-alia covering the Company's and its subsidiaries businesses and operations, industry and regulatory updates, strategy, finance, role, rights, responsibilities of the Independent Directors under various statutes and other relevant matters.

The Company does notify the changes in the Companies Act, 2013, Rules prescribed thereunder, SEBI (Listing Obligations and Disclosure Requirements) Regulations, 2015 and all other applicable laws of the Company from time to time to the Board of Directors regularly in every Board Meeting.

The details of the familiarization programme for Directors are available on the Company's website at the link: <http://www.balajiamines.com/pdf/1708002869FamiliarisationProgramme.pdf>

**e) Skills / Expertise / Competencies of the Board of Directors**

The following is the list of core skills / expertise / competencies identified by the Board of Directors that are required in the context of the Company's business and that the said skills are available with the Board Members:

- Knowledge on Company's business policies and culture (including the Mission, Vision and Values) major risks / threats and potential opportunities and knowledge of the industry in which the Company operates.
- Behavioral skills - attributes and competencies to use their knowledge and skills to contribute effectively to the growth of the Company.
- Business Strategy, Sales & Marketing, Corporate Governance, Forex Management, Administration, Decision Making
- Financial and Management skills, Risk assessment and mitigation, troubleshooting etc.
- Technical / Professional skills and specialized knowledge in relation to Company's business.

List of skills/ competencies required in Names of Directors having such relation to business operations	Mr. Ande Prathap Reddy	Mr. Dundurapu Ram Reddy	Mr. Rajeshwar Reddy Nomula	Mr. Ande Srinivas Reddy	Dr. Suhasini Yatin Shah	Dr. Uma Rajiv Pradhan	Mr. Mohan Kumar Ramakrishna	Mr. Adabala Seshagiri Rao
Finance, Law, Management, Administration	Yes	Yes	Yes	Yes	Yes	Yes	Yes	Yes
Industry/ Sector Knowledge	Yes	Yes	Yes	Yes	Yes	Yes	Yes	Yes
Corporate Governance, Strategic Management	Yes	Yes	Yes	Yes	Yes	Yes	Yes	Yes
International Marketing and Sales	Yes	Yes	Yes	Yes	Yes	Yes	Yes	Yes



**f) Confirmation that in the opinion of the Board, the Independent Directors fulfill the conditions specified in these regulations and are independent of the management**

The Board of Directors be and is hereby confirm that in the opinion of the Board, the Independent Directors fulfill the conditions specified by SEBI (Listing Obligations and Disclosure Requirements) Regulations, 2015 and they are independent of the management.

**g) Changes in Independent Directors during FY 2023-24**

During the year, Mr. Naveena Chandra Thammishetty, Mr. Amarender Reddy Minupuri, Mr. Satyanarayana Murthy Chavali and Mr. Kashinath Revappa Dhole resigned from the office of Independent Directors of the Company due to personal reasons with effect from closing hours on 20<sup>th</sup> May, 2023. Mrs. Vimala Behram Madon has resigned from the office of Independent Director as she has attained the age of 75 years with effect from closing hours on 20<sup>th</sup> May, 2023. There are no other material reasons for the resignation other than as mentioned in their resignation letters.

Further, Dr. Suhasini Yatin Shah, Dr. Uma Rajiv Pradhan, Mr. Mohan Kumar Ramakrishna and Mr. Adabala Seshagiri Rao were appointed as Independent Directors of the Company for a term of 5 Years respectively with effect from 20<sup>th</sup> May, 2023 to 19<sup>th</sup> May, 2028 at 35<sup>th</sup> Annual General Meeting of the Company held on 10<sup>th</sup> July, 2023.

**3. COMMITTEES OF THE BOARD**

Your Company has Six Board level Committees, viz. Audit Committee, Nomination and Remuneration Committee, Stakeholders' Relationship Committee, Corporate Social Responsibility Committee, Risk Management Committee and Research & Development Committee. All decisions pertaining to the constitution of Committees, appointment of members and fixing of terms of service for Committee Members are taken by the Board of Directors. Details on the role and composition of these Committees, including the number of Meetings held during the financial year and the related attendance, are provided below:

**a. Audit Committee**

The Company has a qualified and independent audit committee which consists of three Independent Directors, who shall provide assistance to the Board of Directors in fulfilling its responsibilities. The Chairman of the Audit Committee is a Non-executive and Independent Director.

The composition of the Audit committee is in accordance with the requirements of the Regulations under Securities

and Exchange Board of India (Listing Obligations and Disclosure Requirements) Regulations, 2015 and also Section 177 of the Companies Act, 2013 and Rule 6 and 7 of Companies (Meetings of Board and its Powers) Rules, 2014.

The Audit Committee meets regularly as required and exercises its powers in accordance with the framework defined by the Board. The terms of reference of the Audit Committee are as set out by the Board which is in accordance with the aforesaid provisions.

During the year under review, four meetings of the Committee were held on 20<sup>th</sup> May, 2023, 31<sup>st</sup> August, 2023, 8<sup>th</sup> November, 2023 and 31<sup>st</sup> January, 2024. The gap between two meetings did not exceed one hundred and twenty days. During the year, the Board re-constituted the Audit Committee on 20<sup>th</sup> May, 2023. The composition of the Audit Committee and the details of meetings attended by each of the members are given below:

Name	Designation	Category	No. of Meetings Attended
Mr. Adabala Seshagiri Rao <sup>1</sup>	Chairman	Non-Executive, Independent Director	3
Dr. Suhasini Yatin Shah <sup>2</sup>	Member	Non-Executive, Independent Director	3
Mr. Mohan Kumar Ramakrishna <sup>2</sup>	Member	Non-Executive, Independent Director	3
Mr. Naveena Chandra Thammishetty <sup>3</sup>	Chairman	Non-Executive, Independent Director	1
Mr. Amarender Reddy Minupuri <sup>4</sup>	Member	Non-Executive, Independent Director	1
Mr. Satyanarayana Murthy Chavali <sup>4</sup>	Member	Non-Executive, Independent Director	1

<sup>1</sup>Mr. Adabala Seshagiri Rao was appointed as a Chairman of the Committee with effect from 20<sup>th</sup> May, 2023.

<sup>2</sup>Dr. Suhasini Yatin Shah and Mr. Mohan Kumar Ramakrishna were appointed as Members of the Committee with effect from 20<sup>th</sup> May, 2023.

<sup>3</sup>Mr. Naveena Chandra Thammishetty ceased to be a Chairman of the Committee with effect from 20<sup>th</sup> May, 2023.

<sup>4</sup>Mr. Amarender Reddy Minupuri and Mr. Satyanarayana Murthy Chavali ceased to be Members of the Committee with effect from 20<sup>th</sup> May, 2023.

**The terms of reference of the Audit Committee are as under:**

1. Overview of Company's financial reporting process and disclosure of its financial information to ensure that the financial statements are accurate, sufficient and credible;

2. Recommending to the Board, the appointment, re-appointment and if required, the replacement or removal of auditors and fixation of audit fee;
3. Approval of payment to statutory auditors for any other services rendered by them;
4. Reviewing, with the management, the annual financial statements before submission to the Board for approval, with particular reference to:
  - a) Matters required to be included in the Director's Responsibility Statement to be included in the Board's report in terms of clause (c) of sub-section 3 of Section 134 of the Companies Act, 2013;
  - b) Changes, if any, in accounting policies and practices and reasons for the same;
  - c) Major accounting entries involving estimates based on the exercise of judgment by management;
  - d) Significant adjustments made in the financial statements arising out of audit finding;
  - e) Compliance with listing and other legal requirements relating to financial statements;
  - f) Disclosure of any related party transactions;
  - g) Review of draft Auditors Report, in particular qualifications / remarks / observations made by the Auditors on the financial statements;
  - h) Management Discussion and Analysis of financial conditions and results of operations;
5. Review of Statement of significant related party transactions submitted by the management;
6. Review of management letters/letters of internal control weaknesses issued by the statutory auditors;
7. Review of internal audit reports relating to internal control weaknesses;
8. Review of appointment, removal and terms of remuneration of the Internal Auditor;
9. Review of the financial statements of subsidiary Companies;
10. Reviewing, with the management, the quarterly financial statements before submission to the Board for approval;
11. Reviewing, with the management, the statement of uses / application of funds raised through an issue (public issue, rights issue, preferential issue, etc.), the statement of funds utilized for purposes other than those stated in the offer document / prospectus / notice and the report submitted by the monitoring agency monitoring the

utilisation of proceeds of a public or rights issue, and making appropriate recommendations to the board to take up steps in this matter;

12. Review and monitor the auditor's independence, performance, and effectiveness of audit process;
13. Approval or any subsequent modification of transactions of the Company with related parties;
14. Scrutiny of inter-corporate loans and investments;
15. Valuation of undertakings or assets of the Company, wherever necessary;
16. Evaluation of internal financial controls and risk management systems;
17. Reviewing, with the management, performance of statutory and internal auditors, adequacy of the internal control systems;
18. Reviewing the adequacy of internal audit function, if any, including the structure of the internal audit department, staffing and seniority of the official heading the department, reporting structure coverage and frequency of internal audit;
19. Discussion with internal auditors of any significant findings and follow up there on;
20. Reviewing the risk management policies, practices and the findings of any internal investigations by the internal auditors into matters where there is suspected fraud or irregularity or a failure of internal control systems of a material nature and reporting the matter to the Board;
21. Discussion with statutory auditors before the audit commences, about the nature and scope of audit as well as post audit discussion to ascertain any area of concerns;
22. To look into the reasons for substantial defaults in the payment to the shareholders (in case of non-payment of declared dividends) and creditors;
23. To review the functioning of the Whistle Blower Mechanism;
24. Approval of appointment / reappointment, remuneration of Chief Financial Officer (or any other person heading the finance function or discharging that function) after assessing the qualifications, experience & background, etc. of the candidate;
25. Carrying out any other function as may be mentioned in the terms of reference of the Audit Committee. The Audit Committee discharges its functions and obligations on regular basis and on the occurrence of the events;



26. reviewing the utilization of loans and/ or advances from/ investment by the holding company in the subsidiary exceeding rupees ₹ 100 crore or 10% of the asset size of the subsidiary, whichever is lower including existing loans / advances / investments existing as on the date of coming into force of this provision.
27. Consider and comment on rationale, cost benefits and impact of schemes involving merger, demerger, amalgamation etc., on the Company and its shareholders.

#### b. Nomination and Remuneration Committee

The Nomination and Remuneration Committee of the Company has been constituted in accordance with the provisions of Section 178 of the Companies Act, 2013 and in terms of Regulation 19 of the Listing Regulations which comprises the requisite number of Independent Directors.

During the year under review, the committee met twice on 20<sup>th</sup> May, 2023 and 31<sup>st</sup> January, 2024. During the year, the Board re-constituted the Nomination and Remuneration Committee on 20<sup>th</sup> May, 2023. The composition of the Nomination and Remuneration Committee and the details of meetings attended by each of the members are given below:

Name	Designation	Category	No. of Meetings Attended
Mr. Mohan Kumar Ramakrishna <sup>1</sup>	Chairman	Non-Executive, Independent Director	1
Dr. Uma Rajiv Pradhan <sup>2</sup>	Member	Non-Executive, Independent Director	1
Mr. Adabala Seshagiri Rao <sup>2</sup>	Member	Non-Executive, Independent Director	1
Mr. Amarender Reddy Minupuri <sup>3</sup>	Chairman	Non-Executive, Independent Director	1
Mr. Naveena Chandra Thammishetty <sup>4</sup>	Member	Non-Executive, Independent Director	1
Mrs. Vimala Behram Madon <sup>4</sup>	Member	Non-Executive, Independent Director	1

<sup>1</sup>Mr. Mohan Kumar Ramakrishna was appointed as a Chairman of the Committee with effect from 20<sup>th</sup> May, 2023.

<sup>2</sup>Dr. Uma Rajiv Pradhan and Mr. Adabala Seshagiri Rao were appointed as Members of the Committee with effect from 20<sup>th</sup> May, 2023.

<sup>3</sup>Mr. Amarender Reddy Minupuri ceased to be a Chairman of the Committee with effect from 20<sup>th</sup> May, 2023.

<sup>4</sup>Mr. Naveena Chandra Thammishetty and Mr. Vimala Behram Madon ceased to be Members of the Committee with effect from 20<sup>th</sup> May, 2023.

#### The terms of reference of the Nomination and Remuneration Committee are as under:

1. Formulation of the criteria for determining qualifications, positive attributes and independence of a director and recommend to the board of directors a policy relating to, the remuneration of the directors, key managerial personnel and other employees;
2. For every appointment of an independent director, the Nomination and Remuneration Committee shall evaluate the balance of skills, knowledge and experience on the Board and on the basis of such evaluation, prepare a description of the role and capabilities required of an independent director. The person recommended to the Board for appointment as an independent director shall have the capabilities identified in such description. For the purpose of identifying suitable candidates, the Committee may:
  - a. use the services of an external agencies, if required;
  - b. consider candidates from a wide range of backgrounds, having due regard to diversity; and
  - c. consider the time commitments of the candidates.
3. Formulation of criteria for evaluation of Independent Directors and the Board. Devising a policy on Board diversity;
4. Identifying persons who are qualified to become directors and who may be appointed in senior management in accordance with the criteria laid down, and recommend to the Board for the reappointment and removal;
5. To recommend/review remuneration of Key Managerial Personnel based on their performance and defined assessment criteria;
6. To decide on the elements of remuneration package of all the Key Managerial Personnel i.e. salary, benefits, bonus, stock options, pensions, etc.;
7. Recommendation of fee / compensation if any, to be paid to Non-Executive Directors, including Independent Directors of the Board;
8. Payment / revision of remuneration payable to Managerial Personnel;
9. While approving the remuneration, the committee shall take into account financial position of the Company, trend in the industry, qualification, experience and past performance of the appointee;
10. The Committee shall be in a position to bring about objectivity in determining the remuneration package while striking the balance between the interest of the Company and shareholders;

11. Any other functions / powers / duties as may be entrusted by the Board from time to time.

The Company has adopted a Policy relating to the remuneration for Directors, Key Managerial Personnel and other employees of the Company which is disclosed on the website of the Company at the link: <http://www.balajiamines.com/pdf/1708061046Nomination,RemunerationandEvaluationPolicy.pdf>

The committee under the guidance of the Board has formulated the criteria and framework for the performance evaluation of every Director of the Board including independent Directors and identified the ongoing training and education programs to ensure that the independent Directors are provided with adequate information regarding the business, the industry and their legal responsibilities and duties.

#### Performance Evaluation Criteria for Independent Directors

Independent Directors are evaluated based on below mentioned criteria:

- a) their general understanding of the Company's business dynamics;
- b) their contribution in the Board Meetings and guidance to the Board;
- c) professional ethics, integrity and values;
- d) willingness to devote sufficient time and energy in carrying out their duties and responsibilities effectively.

The Nomination and Remuneration Committee also has laid down criteria for performance evaluation of all the Directors on the Board and recommended the same for evaluating the performance of each and every Director.

#### c. Stakeholders' Relationship Committee

The Stakeholders' Relationship Committee has been formed in compliance of Regulations under Securities and Exchange Board of India (Listing Obligations and Disclosure Requirements) Regulations, 2015 and pursuant to Section 178(5) of the Companies Act, 2013. The Committee comprises one Executive Director and two Independent Directors. The Chairman of the Committee is a Non-Executive and Independent Director.

During the year under review, the Committee met four times on 20<sup>th</sup> May, 2023, 31<sup>st</sup> August, 2023, 8<sup>th</sup> November, 2023 and 31<sup>st</sup> January, 2024. During the year, the Board re-constituted the Stakeholders' Relationship Committee on 20<sup>th</sup> May, 2023. The composition of the Stakeholders' Relationship Committee and the details of Meetings attended by each of the Members are given below:

Name	Designation	Category	No. of Meetings Attended
Dr. Suhasini Yatin Shah <sup>1</sup>	Chairman	Non-Executive, Independent Director	3
Dr. Uma Rajiv Pradhan <sup>2</sup>	Member	Non-Executive, Independent Director	2
Mr. Dundurapu Ram Reddy <sup>2</sup>	Member	Executive Director	3
Mr. Amarender Reddy Minupuri <sup>3</sup>	Chairman	Non-Executive, Independent Director	1
Mr. Ande Prathap Reddy <sup>4</sup>	Member	Non-Executive, Independent Director	1
Mr. Hemanth Reddy Gaddam <sup>4</sup>	Member	Non-Executive, Independent Director	1

<sup>1</sup>Dr. Suhasini Yatin Shah was appointed as a Chairman of the Committee with effect from 20<sup>th</sup> May, 2023.

<sup>2</sup>Dr. Uma Rajiv Pradhan and Mr. Dundurapu Ram Reddy were appointed as Members of the Committee with effect from 20<sup>th</sup> May, 2023.

<sup>3</sup>Mr. Amarender Reddy Minupuri ceased to be a Chairman of the Committee with effect from 20<sup>th</sup> May, 2023.

<sup>4</sup>Mr. Ande Prathap Reddy and Mr. Hemanth Reddy Gaddam ceased to be Members of the Committee with effect from 20<sup>th</sup> May, 2023.

The Company Secretary is the Secretary to Stakeholders' Relationship Committee and is the "Compliance Officer" pursuant to the requirements of the Listing Regulations. The Committee reviews the security transfers/transmissions, process of dematerialization and the investors' grievances and the systems dealing with these issues.

#### Details of status of the references / complaints received and replied / resolved during the year are given in the following statements:

Description	No. of Complaints Received	No. of Complaints Resolved	Pending Complaints
Non Receipt of Share Certificates after transfer etc.	Nil	Nil	Nil
Non Receipt of Dividend Warrant	Nil	Nil	Nil
Query regarding demat credit	Nil	Nil	Nil
Non receipt of Bonus	Nil	Nil	Nil
Miscellaneous correspondence	16	16	Nil
Total	16	16	Nil



**The terms of reference of the Stakeholders' Relationship Committee are as under:**

1. Resolving the grievance of the security holders of the Company including complaints related to transfer/ transmission of shares, non-receipt of annual report, non-receipt of declared dividends, issue of new/ duplicate certificates, general meetings etc.;
2. Review of measures taken for effective exercise of voting rights by shareholders;
3. Review of adherence to the service standards adopted by the Company in respect of various services being rendered by the Registrar & Share Transfer Agent;
4. Review of the various measures and initiatives taken by the Company for reducing the quantum of unclaimed dividends and ensuring timely receipt of dividend warrants/annual reports/statutory notices by the shareholders of the company.

**d. Risk Management Committee**

The Board has constituted the Risk Management Committee in compliance with Regulation 17(9)(b) and 21 of SEBI (Listing Obligations and Disclosure Requirements) Regulations, 2015 ("the Listing Regulations") and the provisions of the Companies Act, 2013 ("the Act"), for risk assessment and risk minimization. The Risk Management Committee comprises one Executive Director and Three Non-Executive Independent Directors.

During the year under review, the Committee met thrice on 10<sup>th</sup> July, 2023, 8<sup>th</sup> November, 2023 and 31<sup>st</sup> January, 2024. During the year, the Board re-constituted the Risk Management Committee on 20<sup>th</sup> May, 2023. The composition of the Risk Management Committee and the details of meetings attended by each of the members are given below:

Name	Designation	Category	No. of Meetings Attended
Mr. Mohan Kumar Ramakrishna <sup>1</sup>	Chairman	Non-Executive, Independent Director	3
Mr. Adabala Seshagiri Rao <sup>2</sup>	Member	Executive Director	3
Dr. Uma Rajiv Pradhan <sup>2</sup>	Member	Non-Executive, Independent Director	1
Mr. Ande Srinivas Reddy <sup>2</sup>	Member	Executive Director	3
Mr. Satyanarayana Murthy Chavali <sup>3</sup>	Chairman	Non-Executive, Independent Director	0
Mr. Rajeshwar Reddy Nomula <sup>4</sup>	Member	Executive Director	0
Mr. Hemanth Reddy Gaddam <sup>4</sup>	Member	Executive Director	0
Mr. Amarender Reddy Minupuri <sup>4</sup>	Member	Non-Executive, Independent Director	0

<sup>1</sup>Mr. Mohan Kumar Ramakrishna was appointed as a Chairman of the Committee with effect from 20<sup>th</sup> May, 2023.

<sup>2</sup>Mr. Adabala Seshagiri Rao, Dr. Uma Rajiv Pradhan and Mr. Ande Srinivas Reddy were appointed as Members of the Committee with effect from 20<sup>th</sup> May, 2023.

<sup>3</sup>Mr. Satyanarayana Murthy Chavali ceased to be a Chairman of the Committee with effect from 20<sup>th</sup> May, 2023.

<sup>4</sup>Mr. Rajeshwar Reddy Nomula, Mr. Hemanth Reddy Gaddam and Mr. Amarender Reddy Minupuri ceased to be Members of the Committee with effect from 20<sup>th</sup> May, 2023.

The Risk Management Committee shall provide oversight and will report to the Board of Directors who have the sole responsibility for overseeing all risks. The Company recognises that enterprise risk management is an integral part of good management practice. The purpose of this policy is a system and mechanism to identify the risks, manage the risks and to set clear guidelines on the approach of the Company in handling the risks associated at each level of the organization. All employees are responsible for managing risks in so far as is reasonably predictable within their area of activity.

**Role of Risk Management Committee:**

1. To formulate a detailed risk management policy which shall include:
  - a) A framework for identification of internal and external risks specifically faced by the listed entity, in particular including financial, operational, sectoral, sustainability (particularly, ESG related risks), information, cyber security risks or any other risk as may be determined by the Committee.
  - b) Measures for risk mitigation including systems and processes for internal control of identified risks.
  - c) Business continuity plan.
2. To ensure that appropriate methodology, processes and systems are in place to monitor and evaluate risks associated with the business of the Company;
3. To monitor and oversee implementation of the risk management policy, including evaluating the adequacy of risk management/mitigating systems;
4. To periodically review the risk management policy, at least once in two years, including by considering the changing industry dynamics and evolving complexity;
5. To keep the board of directors informed about the nature and content of its discussions, recommendations and actions to be taken.

**e. Corporate Social Responsibility Committee**

The Corporate Social Responsibility (CSR) Committee has been constituted by the Board of Directors to formulate and recommend to the Board the CSR Policy indicating the activities to be undertaken by the Company in compliance

with the provisions of the Act and Rules made there under, allocate the amount of expenditure to be incurred on CSR activities as enumerated in Schedule VII to the Act and monitor the CSR Policy of the Company periodically. The CSR Policy of the Company is displayed on the website of the Company at the link: <http://www.balajiamines.com/pdf/1708062412CorporateSocialReponsibilityPolicy.pdf>

During the year under review, the Committee met four times on 20<sup>th</sup> May, 2023, 31<sup>st</sup> August, 2023, 8<sup>th</sup> November, 2023 and 31<sup>st</sup> January, 2024. The composition of the CSR Committee and the details of meetings attended by each of the members are given below:

Name	Designation	Category	No. of Meetings Attended
Dr. Uma Rajiv Pradhan <sup>1</sup>	Chairman	Non-Executive, Independent Director	3
Mr. Kashinath Revappa Dhole <sup>2</sup>	Chairman	Non-Executive, Independent Director	1
Mr. Rajeshwar Reddy Nomula	Member	Executive Director	4
Mr. Dundurapu Ram Reddy	Member	Executive Director	4

<sup>1</sup> Dr. Uma Rajiv Pradhan was appointed as a Chairman of the Committee with effect from 20<sup>th</sup> May, 2023.

<sup>2</sup>Mr. Kashinath Revappa Dhole ceased to be a Chairman of the Committee with effect from 20<sup>th</sup> May, 2023.

**4. PARTICULARS OF SENIOR MANAGEMENT INCLUDING THE CHANGES THEREIN SINCE THE CLOSE OF THE PREVIOUS FINANCIAL YEAR**

The Board of Directors, has identified the Senior Management Personnel(s) [SMP(s)] pursuant to the provisions of Regulation 16(1) (d) of the Listing Regulations. The details of SMP's as at 31<sup>st</sup> March, 2024 are as follows:

Sr. No.	Name of SMP(s)	Designation	Changes if any, during the financial year (Yes / No)	Nature of Change
1.	Mr. Ande Srinivas Reddy	Whole-time Director & CFO	No	-
2.	Mr. Nilesh Shashikant Jadhav	Vice President - Manufacturing	Yes	Ceased as SMP with effect from 5 <sup>th</sup> November, 2023
3.	Mr. Govind Raybhanrao Menchekare	Senior General Manager - Operations	No	-
4.	Mr. Roopavathram Subba Sastry	Deputy General Manager- Services, Unit-1	No	-
5.	Mr. Sureshbabu Satyanarayana Vuppula	Deputy General Manager- Services, Unit-3	No	-
6.	Mr. Arun Maruti Masal	Deputy General Manager- Finance	No	-
7.	Mr. Sadik Dawood Patel	Deputy General Manager- Marketing	No	-
8.	Mrs. Shabana Tamboli	AGM -International Marketing	No	-
9.	Mr. Lakhan Suganchand Dargad	Company Secretary	No	-
10.	Mrs. Varsha Vivek Guntuk	Manager - Human Resource	No	-
11.	Mrs. G. Radhika Kumari	Purchase Manager	No	-
12.	Mr. Chaganti Shyamu	Manager	No	-
13.	Mr. Brijesh Singh	General Manager - Hotel Division	No	-

The Committee shall take up CSR activities as per the policy. The Committee shall oversee and monitor the spending of the CSR amount and implementation of the CSR activities undertaken.

The committee may report to the Board, the status of each activity, utilization of the earmarked funds, next course of action and also prepare a display / photographs of the works undertaken duly reporting the press clippings to spread the awareness in the regional media to get maximum beneficiaries to be impacted.

**f. Research and Development Committee**

The Board has constituted the Research and Development Committee to carry out the Research and Development initiations and to monitor the implementation of new R&D plans for identifying the new products, improving the processes etc. to optimize the utilization of all the resources.

The composition of the Research and Development Committee is given below:

Name	Designation	Category
Mr. Ande Prathap Reddy	Chairman	Executive Director
Mr. Rajeshwar Reddy Nomula	Member	Executive Director
Mr. Ande Srinivas Reddy	Member	Executive Director



## 5. REMUNERATION OF DIRECTORS

### a) All pecuniary relationship or transactions of the non-executive directors

The Company has no pecuniary relationship or transaction with its Non-Executive Directors including Independent Directors are entitled to payment of sitting fee for the Board meetings attended by them.

### b) Criteria of making payments to non-executive directors

The criteria of making payments to the Independent Directors are disclosed in the Policy and the same is available on <http://www.balajiamines.com/pdf/1709547488CriteriaforPaymenttoNonExecutiveDirectors.pdf>

#### Remuneration paid to Executive Directors for the year 2023-24

(Amount in ₹)

Particulars	Mr. Ande Prathap Reddy	Mr. Dundurapu Ram Reddy	Mr. Rajeshwar Reddy Nomula	Mr. Hemanth Reddy Gaddam*	Mr. Ande Srinivas Reddy	Total
Salary, Allowances & Perquisites	91,53,311	84,12,842	84,12,842	22,50,000	77,00,267	3,59,29,262
Benefits	-	-	-	-	-	-
Commission	8,80,63,537	6,34,40,916	75,21,030	17,85,515	6,43,03,490	22,51,14,489
Sitting Fees	-	-	-	-	-	-
Loans from the Company	-	-	-	-	-	-

\*Remuneration paid upto 20<sup>th</sup> May, 2023

#### Remuneration paid to Non-Executive Directors for the Year 2023-24

(Amount in ₹)

Sr. No.	Name of Director	Sitting Fees Paid
1.	Dr. Suhasini Yatin Shah	89,000
2.	Dr. Uma Rajiv Pradhan	66,000
3.	Mr. Mohan Kumar Ramakrishna	91,000
4.	Mr. Adabala Seshagiri Rao	91,000
5.	Mr. Naveena Chandra Thammishetty*	29,000
6.	Mr. Amarender Reddy Minupuri*	31,000
7.	Mr. Satyanarayana Murthy Chavali*	27,000
8.	Mr. Kashinath Revappa Dhole*	27,000
9.	Mrs. Vimala Behram Madon*	27,000

\*Sitting Fees paid upto 20<sup>th</sup> May, 2023.

ii. **Details of fixed component and performance linked incentives, along with the performance criteria:** Not Applicable.

iii. **Service contracts, notice period, severance fees:** The Company does not have any service contract with the Directors of the Company.

iv. **Stock option details, if any and whether issued at a discount as well as the period over which accrued and over which exercisable:** The Company has not granted any Stock options during the year.

### c) Disclosures with respect to remuneration in addition to disclosures required under the Companies Act, 2013

The remuneration paid to Executive Directors is recommended by the Nomination and Remuneration Committee and fixed by the Board of Directors and approved by the shareholders in general meetings. The remuneration paid to Executive Directors in pursuant to Sections 196, 197, 203 read with Schedule V and other applicable provisions of the Companies Act, 2013.

### i. All elements of remuneration package of individual directors summarized under major groups, such as salary, benefits, bonuses, Stock options, pension etc:

### b. List of Special Resolutions passed during the last three AGMs

#### i. Special Resolutions were passed in the 35<sup>th</sup> Annual General Meeting

- To consider the appointment of Dr. Suhasini Yatin Shah (DIN: 02168705) as an Independent Director of the Company.
- To consider the appointment of Dr. Uma Rajiv Pradhan (DIN: 10096017) as an Independent Director of the Company.
- To consider the appointment of Mr. Mohan Kumar Ramakrishna (DIN: 10168247) as an Independent Director of the Company.
- To consider the appointment of Mr. Adabala Seshagiri Rao (DIN: 09608973) as an Independent Director of the Company.
- To consider and approve revision of the terms and conditions of remuneration payable to Mr. Ande Prathap Reddy (DIN: 00003967), Executive Chairman of the Company.
- To consider and approve revision of the terms and conditions of remuneration payable to Mr. Dundurapu Ram Reddy (DIN: 00003864), Managing Director of the Company.
- To consider and approve the revision of terms of appointment of Mr. Rajeshwar Reddy Nomula (DIN: 00003854) and re-designated as Whole-time Director of the Company.
- To consider and approve the revision of terms of appointment of Mr. Ande Srinivas Reddy (DIN: 03169721) and re-designated as Whole-time Director and CFO of the Company.

#### ii. No Special Resolutions were passed in the 34<sup>th</sup> Annual General Meeting

#### iii. Special Resolutions were passed in the 33<sup>rd</sup> Annual General Meeting

- Re-appointment of Mr. A. Prathap Reddy as Executive Chairman
- Re-appointment of Mr. D. Ram Reddy as Managing Director
- Re-appointment of Mr. N. Rajeshwar Reddy as Joint Managing Director

d. Re-appointment of Mr. G. Hemanth Reddy as Whole-time Director & CFO

e. Re-appointment of Mr. A. Srinivas Reddy, as a Whole-time Director

### c. Special Resolutions passed through postal ballot and details of voting pattern

During the previous year, no resolutions were passed by Postal Ballot.

d. **Person who conducted the postal ballot exercise:** Not Applicable

e. **No Special Resolution is proposed to be passed through the postal ballot**

f. **Procedure for postal ballot:** Not Applicable

## 7. MEANS OF COMMUNICATION

### a) Quarterly Results:-

The quarterly, half-yearly and annual results of the Company were normally published by the Company in the newspapers within 48 hours from the conclusion of the Board meeting.

Annual reports with Audited Financial Statements are sent to the shareholders through permitted mode and are displayed on the Company's website at <http://www.balajiamines.com/investor-relations.php>.

### b) Newspapers wherein results normally published:-

The Company publishes its quarterly, half-yearly and annual results in Business Standard (in English) and any one of Lokmat Times, Divya Marathi, Dainik Pudhari, Sakal, Tarun Bharat, Sanchar (in regional language) dailies.

### c) Any website, where displayed:-

The results are displayed on the Company's website at <http://www.balajiamines.com/investor-relations.php>.

### d) Whether it is also displays official news releases:-

The newsletters and press releases from time to time were also displayed on the Company's website at <http://www.balajiamines.com/investor-relations.php>

### e) Presentations made to institutional investors or to the analysts:-

Any presentation made to the institutional investors or/ and analysts are also posted on the Company's website and were intimated to the Stock Exchanges.

## 6. GENERAL BODY MEETING

### a. Location and time of the preceding of last three Annual General Meetings held:

Year	AGM	Location	Day & Date	Time
2022-23	35 <sup>th</sup> AGM	Video Conference ("VC")/Other Audio Visual Means ("OAVM")	Monday, 10 <sup>th</sup> July, 2023	04:00 P.M.
2021-22	34 <sup>th</sup> AGM	Video Conference ("VC")/Other Audio Visual Means ("OAVM")	Wednesday, 29 <sup>th</sup> June, 2022	12:00 Noon
2020-21	33 <sup>rd</sup> AGM	Video Conference ("VC")/Other Audio Visual Means ("OAVM")	Monday, 9 <sup>th</sup> August, 2021	11:30 A.M.



## 8. GENERAL INFORMATION TO SHAREHOLDERS

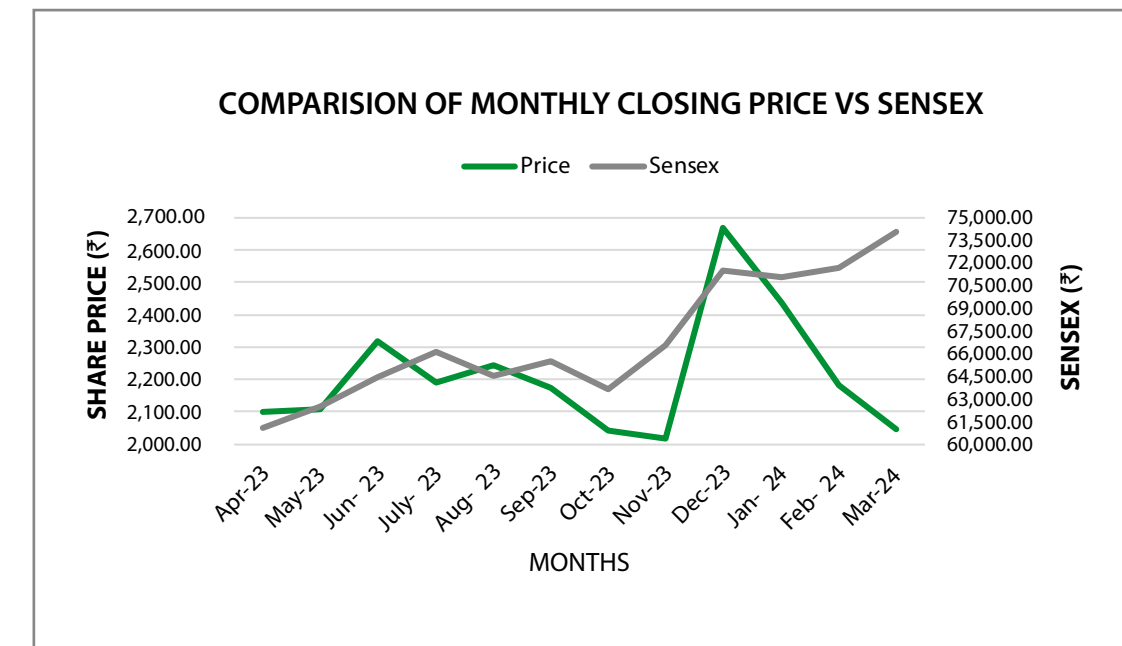
a. Annual General Meeting - Date, Time and Venue	Thursday, 11 <sup>th</sup> July, 2024 at 12:00 Noon IST through Video Conference ("VC")/ Other Audio Visual Means ("OAVM")
b. Date of Book Closure	The share transfer books and the Register of Members will be closed on Friday, 5 <sup>th</sup> July, 2024 to Thursday, 11 <sup>th</sup> July, 2024 (both days inclusive)
c. Financial year	1 <sup>st</sup> April to 31 <sup>st</sup> March
d. Dividend Payment Date	The proposed dividend, if approved at the ensuing Annual General Meeting (AGM) on Thursday, 11 <sup>th</sup> July, 2024 will be distributed within 30 days of Annual General Meeting.
e. Name and address of stock exchanges	BSE Limited, Phiroze Jeejeebhoy Towers, Dalal Street, Mumbai - 400 001. National Stock Exchange of India Limited, Exchange Plaza, 5 <sup>th</sup> Floor, Plot No. C/1, G Block, Bandra-Kurla Complex, Bandra (East), Mumbai - 400 051.
f. Listing fees	The Company has paid the annual listing fees for the year 2024-25 to both the above stock exchanges.
g. Security Code	BSE : 530999 NSE: BALAMINES
h. ISIN Code	INE050E01027
i. Registrar and Share Transfer Agents	Venture Capital and Corporate Investments Private Limited, "Aurum", Door No.4-50/P-II/57/4F & 5F, Plot No.57 4 <sup>th</sup> & 5 <sup>th</sup> Floors, Jayabheri Enclave Phase – II, Gachibowli, Hyderabad – 500 032. Email: investor.relations@vccipl.com
j. Share Transfer System	As per SEBI Circulars, the securities of listed companies can be transferred only in dematerialised form and hence, the members are advised to dematerialise the shares held for any transfer of shares.
k. Outstanding GDRs/ADRs/ Warrants or any Convertible Instruments	As on 31 <sup>st</sup> March, 2024, the Company did not have any outstanding GDRs/ADRs/ Warrants or any Convertible Instruments.
l. List of all credit ratings obtained by the entity along with any revisions thereto during the relevant financial year, for all debt instruments of such entity or any fixed deposit programme or any scheme or proposal of the listed entity involving mobilization of funds, whether in India or abroad	Not applicable However, we have obtained a credit rating report from 'India Ratings and Research Private Limited' to share with Company's bankers, who have extended the fund based and non-fund based working capital facilities.
m. Plant Locations	<b>Unit 1 :</b> Tamalwadi Village, Taluka- Tuljapur, Osmanabad District – 413 623, Maharashtra. <b>Unit 2 :</b> Plot No. 4 & 5, Beside Sub - Station 2 IDA Bollaram, Sangareddy District - 502 325, Telangana. <b>Unit 3 :</b> Plot No. E - 7 & 8, Chincholi MIDC, Taluka Mohol, Solapur - 413 255, Maharashtra. <b>Unit 4 :</b> Plot No. F - 104, Chincholi MIDC, Taluka Mohol, Solapur - 413 255, Maharashtra. <b>Unit 5 :</b> Nandi Kandi, Sadasivpet, Sangareddy District -502306., Telangana. <b>Hotel Division:</b> Balaji Sarovar Premiere, Survey No. 9/1A/1, Aasara Chowk, Hotgi Road, Solapur-413 224, Maharashtra.
n. Address for the correspondence	Mr. Lakhan Dargad, Company Secretary and Compliance Officer, Balaji Amines Limited, Balaji Towers No. 9/1A/1, Hotgi Road, Aasara Chowk, Solapur – 413 224, Maharashtra. Email: cs@balajiamines.com

## o. Month-Wise Market Price data during the year ended 31<sup>st</sup> March, 2024

(Amount in ₹)

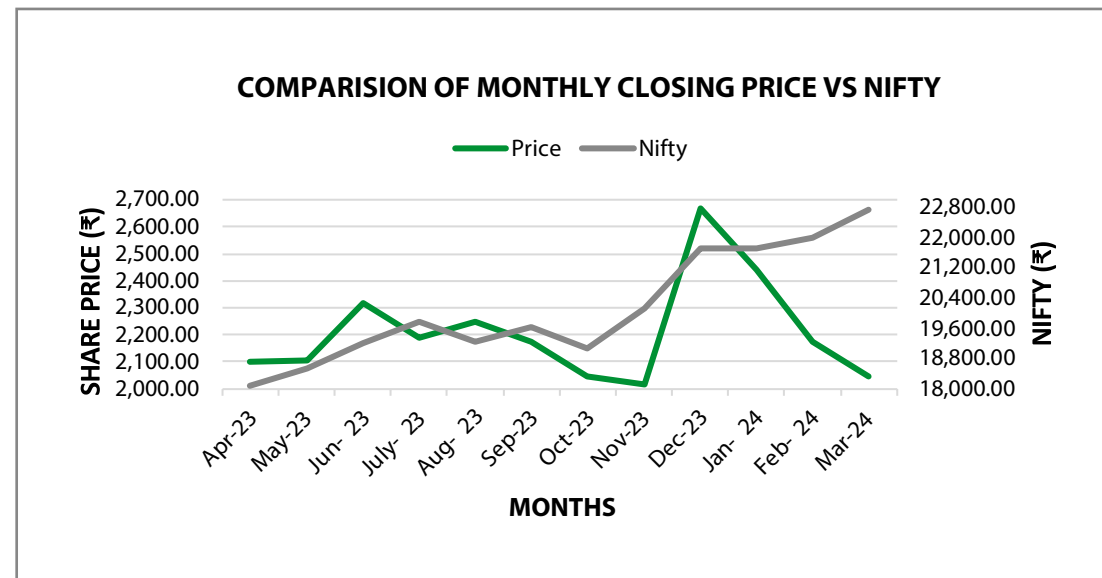
Months	BSE			NSE		
	High Price	Low Price	Close Price	High Price	Low Price	Close Price
Apr- 23	2,548.70	1,950.00	2,101.20	2,546.95	1,943.50	2,100.30
May- 23	2,448.90	1,872.90	2,106.75	2,450.00	1,880.00	2,104.95
Jun- 23	2,457.60	2,107.80	2,316.25	2,458.90	2,106.25	2,316.55
July- 23	2,350.65	2,150.00	2,188.45	2,350.00	2,150.00	2,188.05
Aug- 23	2,355.00	2,031.00	2,242.95	2,356.65	2,002.25	2,248.00
Sep- 23	2,320.85	2,166.50	2,173.05	2,324.00	2,170.00	2,174.25
Oct- 23	2,250.00	2,011.00	2,043.10	2,250.00	2,008.65	2,045.65
Nov- 23	2,128.80	2,002.00	2,015.25	2,110.00	2,000.00	2,016.80
Dec- 23	2,721.20	2,014.00	2,668.40	2,725.00	2,008.60	2,668.50
Jan- 24	2,736.35	2,281.45	2,437.20	2,735.00	2,279.00	2,438.70
Feb- 24	2,440.00	2,132.00	2,180.10	2,440.45	2,132.40	2,173.75
Mar- 24	2,430.00	2,010.00	2,043.90	2,431.95	2,009.20	2,045.25

## p. BAL's share performance versus BSE Sensex





**q. BAL's share performance versus Nifty**



**r. Distribution of Shareholding as at 31<sup>st</sup> March, 2024 (on Face Value)**

Nominal Value	No. of Shareholders	% of Shareholders	In ₹	% of Shareholding
Upto 5000	137622	99.71	97,16,322	14.99
5001 – 10000	194	0.14	14,87,682	2.30
10001-20000	90	0.07	13,74,220	2.12
20001-30000	34	0.02	8,49,672	1.31
30001-40000	7	0.01	2,47,186	0.38
40001-50000	14	0.01	6,49,558	1.00
50001-100000	24	0.02	17,76,482	2.74
100001 and above	39	0.03	4,87,00,878	75.15
<b>Total</b>	<b>138024</b>	<b>100.00</b>	<b>6,48,02,000</b>	<b>100.00</b>

**s. Dematerialization of Shares and Liquidity**

As on 31<sup>st</sup> March, 2024, 3,22,60,990 Equity Shares of 2/- each representing 99.57% of the total number of shares are in dematerialized form. There were no pending transfers as on 31<sup>st</sup> March, 2024.

**t. Commodity Price Risk or Foreign Exchange Risk and Hedging activities**

The Company imports its major raw material and hence there is a commodity price risk and also foreign exchange risk. The company imports in bulk quantities against spot prices or annual contracts with the suppliers where the company gets the price advantage on the bulk / contract purchase. Since the company is also having exports the exchange risk is partly covered by natural hedge (by way of exports). The Company also carries hedging activities based on the market conditions on a case to case basis.

**9. OTHER DISCLOSURES**

- The particulars of transactions between the Company and its related parties are set out at Notes to financial statements. However, these transactions are not material and are not likely to have any conflict with the Company's interest.
- With regards to the matter related the Capital Markets, a fine of ₹ 1,88,800/- was imposed on the Company by the Stock Exchanges during the Financial Year 2023-24 for the delay in submission of Un-audited Standalone and Consolidated Financial Results for the Quarter ended 30<sup>th</sup> June, 2023 as per Regulation 33 of the SEBI (Listing Obligations and Disclosure Requirements) Regulations, 2015. Apart from this, there were no penalties imposed nor strictures passed on the Company by any Stock Exchange, SEBI or any other Statutory Authority during the year.
- The Whistle Blower (Vigil) mechanism provides a channel to the employees to report to the management concerns about unethical behaviour, actual or suspected fraud or violation of the Codes of Conduct or policy and also provides for adequate safeguards against victimization of employees by giving them direct access to the Chairman of the Audit Committee in exceptional cases. No person has been denied access to the Chairman of the Audit Committee.  
  
The Policy covers malpractices and events which have taken place / suspected to have taken place, issue or abuse of authority, fraud or suspected fraud, violation of Company rules, manipulations, negligence causing danger to public health and safety, misappropriation of monies, and other matters or activity on account of which the interest of the Company is affected and formally reported by whistle blowers concerning its employees. The Whistle Blower Policy of the Company is also posted on the website of the Company at <http://www.balajiamines.com/pdf/1701953176WhistleBlowerPolicy.pdf>
- The Company has complied with the mandatory requirements of SEBI (Listing Obligations and Disclosure Requirements) Regulations, 2015. The status of compliance with the discretionary requirements under Regulation 27(1) of SEBI Listing Regulations are as under:  
  
Separate posts of Chairperson and Chief Executive Officer: The office of Chairman and that of Managing Director of the Company are held by different persons.
- The Company has formulated a policy pursuant to provisions of Chapter IV of SEBI Listing Regulations

to determine material subsidiaries. The policy is posted on the website of the Company and the web link for the same is: <http://www.balajiamines.com/pdf/1700894182PolicyonMaterialSubsidiaries.pdf>

- The Policy on Related Party Transactions is hosted in the website of the Company at the link: <http://www.balajiamines.com/pdf/1703137523PolicyonRelatedPartyTransactions.pdf>
- Commodity price risk and Commodity hedging activities  
  
The Company imports its major raw material and hence there is a commodity price risk. The company imports in bulk quantities against spot prices or annual contracts with the suppliers where the company gets the price advantage on the bulk / contract purchase. The Company also carries hedging activities based on the market conditions on a case to case basis.
- Details of utilization of funds raised through preferential allotment or qualified institutions placement as specified under Regulation 32 (7A): Not Applicable
- A certificate from a company secretary in practice that none of the directors on the Board of the Company have been debarred or disqualified from being appointed or continuing as directors of companies by the Board/ Ministry of Corporate Affairs or any such statutory authority has been enclosed as separately to this report.
- Where the board had not accepted any recommendation of any committee of the board which is mandatorily required, in the relevant financial year: There are no such instances during the year and the Board considered and accepted the recommendations of all the Committees.
- Total fees for all services paid by the listed entity and its subsidiaries, on a consolidated basis, to the statutory auditor and all entities in the network firm/network entity of which the statutory auditor is a part: ₹75.59 Lakhs.
- Disclosures in relation to the Sexual Harassment of Women at Workplace (Prevention, Prohibition and Redressal) Act, 2013  
  
The Company has adopted a Policy on Prevention, Prohibition and Redressal of Sexual Harassment at workplace as per the provisions of the Sexual Harassment of Women at Workplace (Prevention, Prohibition and Redressal) Act, 2013 and the Rules made thereunder. The policy aims to provide protection to Employees at the workplace and prevent and redress complaints of sexual harassment and for matters connected or incidental thereto, with the objective of providing a safe



working environment, where Employees feel secure. The Company has formed an internal compliance committee to monitor and address any complaints under these provisions.

The Company has not received any complaints on sexual harassment during the year.

m. **Disclosure by listed entity and its subsidiaries of 'Loans and advances in the nature of loans to firms/ companies in which directors are interested by name and amount':** Not Applicable

n. Details of material subsidiaries of the Company including the date and place of incorporation and the name and date of appointment of the statutory auditors of such subsidiaries.

<b>Name of Material Subsidiary</b>	Balaji Specialty Chemicals Limited
<b>Date and Place of Incorporation</b>	20 <sup>th</sup> August, 2010 and Solapur, Maharashtra
<b>Name and Date of appointment of the Statutory Auditor</b>	M/s. M. Anandam & Co. Chartered Accountants and 30 <sup>th</sup> May, 2022

**10. There are no instances of non-compliance of any requirement of the Corporate Governance Report of sub-para (2) to (10) of the Part C of Schedule V to the Listing Regulations.**

**11. The extent to which the discretionary requirements as specified in Part E of Schedule II have been adopted:** Nil

**12. The Company has complied with all the requirements specified in Regulation 17 to 27 and clauses (b) to (i) of sub-regulation (2) of regulation 46 of Listing Regulations.**

**13. Code of Conduct for the Board & Senior Management Personnel**

The Company has laid down a Code of Conduct which has been effectively adopted by the Board Members and Senior Management Personnel of the Company.

**14. Compliance Certificate from Auditors**

Certificate from Auditors of the Company M/s. P S Rao & Associates confirming compliance with the conditions of Corporate Governance as stipulated Chapter IV of Securities and Exchange Board of India (Listing Obligations and Disclosure Requirements) Regulations, 2015 is annexed herewith.

**15. Prohibition of Insider Trading**

As required under the SEBI (Prohibition of Insider

Trading) Regulations, 2015, your Company has framed Code of Conduct for Prevention of Insider Trading and Code of Corporate Disclosure Practices and Policy for Procedure of Inquiry In Case of Leak of Unpublished Price Sensitive Information ("UPSI"). For details, please refer to the Company's website at <http://www.balajiamines.com/investor-relations.php>.

**16. CEO/CFO Certificate**

Mr. Dundurapu Ram Reddy, Managing Director and Mr. Ande Srinivas Reddy, Whole-time Director & CFO has issued certificate under Regulation 17(8) of SEBI (Listing Obligations and Disclosure Requirements) Regulations, 2015, which is annexed and forms part of this report.

**17. Secretarial Standards**

The Company has complied with Secretarial Standards issued by the Institute of Company Secretaries of India.

**18. Disclosure with respect to demat suspense account / unclaimed suspense account**

In compliance with Para F of Schedule V to the Listing Regulations, there are no outstanding shares credited / lying in the demat suspense account / unclaimed suspense account as on 31<sup>st</sup> March, 2024.

**19. Disclosure of certain types of agreements binding listed entities**

There are no agreements that require disclosure under clause 5A of paragraph A of Part A of Schedule III of the Listing Regulations.

**20. Details of Unpaid / Unclaimed Dividend**

In terms of Section 123, 124 and 125 of the Companies Act, 2013, the unclaimed dividends for the year 2015-16 and shares wherein the dividends were unclaimed for a period of seven consecutive years has been transferred to the Investor Education and Protection Fund (IEPF) account respectively.

The details of shares transferred are available on the website of the Company. Further, as per the provisions of Section 125, the share(s) wherein the dividend is unclaimed for a period of consecutive seven (7) years will be transferred to the as prescribed by the IEPF Rules, therefore the shareholders whose dividends are unclaimed for seven consecutive years are requested to claim their unclaimed dividend at the earliest. Shareholders are requested to write to the Company or RTA for claiming their unclaimed dividends. (List of the shareholders along with the unclaimed dividend details are available on the website of the Company at <http://www.balajiamines.com/investor-relations.php>).

The details of dates on which unpaid / unclaimed dividend and the corresponding eligible shares would become liable to be transferred to the IEPF Authority is given below:

Sr. No.	Particulars of Dividend	Date of Declaration of Dividend	Tentative Due dates of transfer to IEPF
1	Final Dividend (FY 2016-17)	31 <sup>st</sup> July, 2017	6 <sup>th</sup> September, 2024
2	Final Dividend (FY 2017-18)	30 <sup>th</sup> August, 2018	6 <sup>th</sup> October, 2025
3	Final Dividend (FY 2018-19)	26 <sup>th</sup> July, 2019	1 <sup>st</sup> September, 2026
4	Interim Dividend (FY 2019-20)	9 <sup>th</sup> March, 2020	15 <sup>th</sup> April, 2027
5	Final Dividend (FY 2019-20)	8 <sup>th</sup> August, 2020	14 <sup>th</sup> September, 2027
6	Final Dividend (FY 2020-21)	9 <sup>th</sup> August, 2021	15 <sup>th</sup> September, 2028
7	Final Dividend (FY 2021-22)	29 <sup>th</sup> June, 2022	5 <sup>th</sup> August, 2029
8	Final Dividend (FY 2022-23)	10 <sup>th</sup> July, 2023	16 <sup>th</sup> August, 2030

**For and on behalf of the Company**

Sd/-

**Ande Prathap Reddy**

**Executive Chairman**

**DIN: 00003967**

**Date:** 8<sup>th</sup> May, 2024

**Place:** Hyderabad



## ANNEXURES TO REPORT ON CORPORATE GOVERNANCE

### ANNEXURE I : CERTIFICATE OF NON-DISQUALIFICATION OF DIRECTORS

(Pursuant to Regulation 34(3) and Schedule V Para C clause (10)(i) of the SEBI  
(Listing Obligations and Disclosure Requirements) Regulations, 2015)

To

The Members of

**Balaji Amines Limited**

Solapur

We have examined the relevant registers, records, forms, returns and disclosures received from the Directors of BALAJI AMINES LIMITED having L24132MH1988PLC049387 and having registered office at BALAJI TOWERS', No. 9/1A/1, Hotgi Road, Aasara Chowk, Solapur, Maharashtra 413224 (hereinafter referred to as 'the Company'), produced before us by the Company for the purpose of issuing this Certificate, in accordance with Regulation 34(3) read with Schedule V Para-C Sub clause 10(i) of the Securities Exchange Board of India (Listing Obligations and Disclosure Requirements) Regulations, 2015.

In our opinion and to the best of our information and according to the verifications (including Directors Identification Number (DIN) status at the portal www.mca.gov.in) as considered necessary and explanations furnished to us by the Company & its officers, We hereby certify that as on March 31, 2024, none of the following Directors on the Board of the Company have been debarred or disqualified from being appointed or continuing as Directors of companies by the Securities and Exchange Board of India or Ministry of Corporate Affairs or any other Statutory Authority.

Sr. No.	Name of Director	DIN	Date of Appointment in Company
1	ANDE PRATHAP REDDY	00003967	01.04.2013
2	ANDE SRINIVAS REDDY	03169721	30.09.2013
3	RAJESHWAR REDDY NOMULA	00003854	16.11.1988
4	RAM REDDY DUNDURAPU	00003864	15.01.1989
5	SUHASINI YATIN SHAH	02168705	20.05.2023
6	UMA RAJIV PRADHAN	10096017	20.05.2023
7	MOHAN KUMAR RAMAKRISHNA	10168247	20.05.2023
8	ADABALA SESHAGIRI RAO	09608973	20.05.2023

Ensuring the eligibility of for the appointment / continuity of every Director on the Board is the responsibility of the management of the Company. Our responsibility is to express an opinion on these based on our verification. This \certificate is neither an assurance as to the future viability of the Company nor of the efficiency or effectiveness with which the management has conducted the affairs of the Company.

**For P.S. Rao & Associates**

**Company Secretaries**

Sd/-

**Mohit Gurjar**

**Partner**

**M. No. A20557**

**C P No: 18644**

**UDIN: A020557F000330064**

**Place:** Hyderabad

**Date:** 8<sup>th</sup> May, 2024

## ANNEXURE II: ANNUAL SECRETARIAL COMPLIANCE REPORT

To

The Board of Directors

**Balaji Amines Limited**

Balaji Towers,

No. 9/1A/1, Hotgi Road,

Asara Chowk, Solapur,

Maharashtra, INDIA.

We P S. Rao & Associates Company Secretaries have examined:

- all the documents and records made available to us and explanation provided by M/s Balaji Amines Limited, having its registered office at Balaji Tower, No. 9/1A/1, Hotgi Road, Asara Chowk, Solapur, Maharashtra, INDIA, hereinafter referred to as **"the listed entity"**
- the filings/ submissions made by the listed entity to the stock exchanges,
- website of the listed entity,
- any other document/ filing, as may be relevant, which has been relied upon to make this certification,

for the year ended 31.03.2024 ("01.04.2023 to 31.03.2024") in respect of compliance with the provisions of:

- the Securities and Exchange Board of India Act, 1992 ("SEBI Act") and the Regulations, circulars, guidelines issued thereunder; and
- the Securities Contracts (Regulation) Act, 1956 ("SCRA"), rules made thereunder and the Regulations, circulars, guidelines issued thereunder by the Securities and Exchange Board of India ("SEBI");

The specific Regulations, whose provisions and the circulars/ guidelines issued thereunder, have been examined, include: -

- Securities and Exchange Board of India (Listing Obligations and Disclosure Requirements) Regulations, 2015;
- Securities and Exchange Board of India (Issue of Capital and Disclosure Requirements) Regulations, 2018; - **Not Applicable during the reporting period**
- Securities and Exchange Board of India (Substantial Acquisition of Shares and Takeovers) Regulations, 2011;
- Securities and Exchange Board of India (Buyback of Securities) Regulations, 2018; - **Not Applicable during the reporting period**
- The Securities and Exchange Board of India (Share Based Employee Benefits and Sweat Equity) Regulations, 2021;
- The Securities and Exchange Board of India (Issue and Listing of Non-Convertible Securities) Regulations, 2021;- **Not Applicable during the reporting period**
- Securities and Exchange Board of India (Prohibition of Insider Trading) Regulations, 2015;
- The Depositories Act, 1996
- The Securities and Exchange Board of India (Depositories and Participants) Regulations, 2018
- The Securities and Exchange Board of India (Registrars to an Issue and Share Transfer Agents) Regulations, 1993 regarding the Companies Act and dealing with client.

and circulars/ guidelines issued thereunder.



and based on the above examination, We hereby report that, during the Review Period the compliance status of the listed entity is appended as below:

Sr. No	Particulars	Compliance status (YES/NO/NA)	Observations /Remarks by PCS*
1	<b>Secretarial Standard:</b> The compliances of of the Company are in accordance with the applicable Secretarial Standards (SS) issued by the Institute of Company Secretaries India (ICSI) as notified by the Central Government under section 118(10) of the Companies Act, 2013 and mandatorily applicable.	Yes	NA
2	<b>Adoption and timely updation of the Policies:</b> <ul style="list-style-type: none"><li>All applicable policies under SEBI Regulations are adopted with the approval of board of directors of the Company</li><li>All the policies are in conformity with SEBI Regulations and has been reviewed &amp; timely updated as per the regulations/circulars/guidelines issued by SEBI</li></ul>	Yes	NA
3	<b>Maintenance and disclosures on Website:</b> <ul style="list-style-type: none"><li>The Listed entity is maintaining a functional website</li><li>Timely dissemination of the documents/ information under a separate section on the website</li><li>Web-links provided in annual corporate governance reports under Regulation 27(2) are accurate and specific which re- directs to the relevant document(s)/ section of the website</li></ul>	Yes	NA
4	<b>Disqualification of Director(s):</b> None of the Director(s) of the Company are disqualified under Section 164 of Companies Act, 2013 as confirmed by the listed entity	Yes	NA
5	<b>To examine details related to Subsidiaries of listed entities:</b> (a) Identification of material subsidiary companies (b) Requirements with respect to disclosure of material as well as other subsidiaries	Yes	NA
6	<b>Preservation of Documents:</b> The listed entity is preserving and maintaining records as prescribed under SEBI Regulations and disposal of records as per Policy of Preservation of Documents and Archival policy prescribed under SEBI LODR Regulations, 2015	Yes	NA
7	<b>Performance Evaluation:</b> The Company has conducted performance evaluation of the Board, Independent Directors and the Committees at the start of every financial year as prescribed in SEBI Regulations	Yes	NA
8	<b>Related Party Transactions:</b> (a) The Company has obtained prior approval of Audit Committee for all Related party Transactions (b) In case no prior approval obtained, the listed entity shall provide detailed reasons along with confirmation whether the transactions were subsequently approved/ratified/rejected by the Audit committee	Yes	NA
9	<b>Disclosure of events or information:</b> The Company has provided all the required disclosure(s) under Regulation 30 along with Schedule III of SEBI LODR Regulations, 2015 within the time limits prescribed thereunder.	Yes	NA
10	<b>Prohibition of Insider Trading:</b> The Company is in compliance with Regulation 3(5) & 3(6) SEBI (Prohibition of Insider Trading) Regulations, 2015	Yes	NA
11	<b>Actions taken by SEBI or Stock Exchange(s), if any:</b> No Action(s) has been taken against the Company/ its promoters/ directors/ subsidiaries either by SEBI or by Stock Exchanges (including under the Standard Operating Procedures issued by SEBI through various circulars) under SEBI Regulations and circulars/ guidelines issued thereunder except as mentioned in paragraph (a) and (b) below	Yes	NA
12	<b>Additional non-compliances, if any:</b> No additional non-compliance observed for all SEBI regulation/circular/guidance note etc.	Yes	NA

(a) The listed entity has complied with the provisions of the above Regulations and circulars/ guidelines issued thereunder except the following:

S. No.	Compliance Requirement (Regulations/ circulars/ guidelines including specific clauses)	Regulation/ Circular No.	Deviations	Action Taken by	Type of Action	Details of Deviation	Fine Amount (₹)	Observations/ Remarks of the Practicing Company Secretary	Management Response	Remarks
1	The listed entity is required to submit unaudited financial results for the quarter ended 30 <sup>th</sup> June, 2023 within 45 days from the closure of the quarter.	Regulation 33 of SEBI (LODR) Regulations, 2015	Unaudited financial results for the quarter ended 30 <sup>th</sup> June, 2023 were submitted on 31 <sup>st</sup> August, 2023, with a delay of 16 Days from the due date.	BSE Limited (BSE) National Stock Exchange of India Limited (NSE)	Fine	Delayed submission of Results for the quarter ended 30 <sup>th</sup> June, 2023	₹ 94,400 paid to both the stock exchanges	The Stock Exchanges had on 14 <sup>th</sup> September, 2023 levied a fine for the said violation. The Company has paid the fine to the Stock Exchanges on 16 <sup>th</sup> September, 2023.	The material subsidiary of the Company, Balaji Specialty Chemicals Limited ("BSCL") was proposing to undertake its initial public offering of equity shares ("BSCL IPO"). The management of BSCL were unavailable due to their involvement in the BSCL IPO (which required significant efforts and work for their management) and they could not complete the preparation of Financial Results for the quarter ended June 30, 2023 (which were necessary for preparation and submission of the consolidated financial results of the Company for such period) and post completion of preparation of Financial Results by BSCL Company has immediately approved and submitted the standalone and consolidated financial results for the quarter ended 30 <sup>th</sup> June, 2023.	

(b) There were no instances of actions taken against the listed entity/ its promoters/ directors/ material subsidiaries either by SEBI or by Stock Exchanges (including under the Standard Operating Procedures issued by SEBI through various circulars) under the aforesaid Acts/ Regulations and circulars/ guidelines issued thereunder during the Reporting period Except for the details mentioned below:

During the period under report, SEBI has conducted an investigation in the matter of suspected insider trading by certain entities in the scrip of Balaji Amines Limited ("BAL") for the period from July 01, 2021 till January 31, 2022 ("IP") and SEBI vide its letter dated October 20, 2023 have communicated to the Company that during the investigation, it was observed by SEBI that two former independent Directors have entered into contra trade from April 01, 2019 till May 20, 2023 and were found to make gross profit and Company was advised to disgorge the gross profit made by the Independent Directors from them and transfer the said amount to SEBI IPEF

(c) The reporting of clause 6(A) and 6(B) of the circular No. CIR/CFD/CMD1/114/2019 dated 18<sup>th</sup> October 2019 issued by the Securities and Exchange Board of India on "Resignation of statutory auditors from listed' entities and their material subsidiaries" is not applicable during the Review Period

(d) There were no observations made in previous reports issued to the Company.

For P.S. Rao & Associates  
Company Secretaries  
Sd/-  
**P S Rao**  
Partner  
M. No. F10322  
C P No: 3829  
PR: 710/2020

Place: Solapur  
Date: 8<sup>th</sup> May, 2024  
UDIN: F010322F000329927



## ANNEXURE III: SECRETARIAL AUDIT REPORT OF SUBSIDIARY COMPANY

### Form No.MR-3

### SECRETARIAL AUDIT REPORT

for the Financial Year ended March 31, 2024

[Pursuant to Section 204(1) of the Companies Act, 2013 and rule No.9 of the Companies  
(Appointment and Remuneration Personnel) Rules, 2014] & 24A of Securities and Exchange Board of India  
(Listing Obligations and Disclosure Requirements) Regulations, 2015

To

The Members

**Balaji Speciality Chemicals Limited**

Solapur

We have conducted the secretarial audit of the compliance of applicable statutory provisions and the adherence to good corporate practices by **M/s. Balaji Speciality Chemicals Limited.**, (hereinafter called the Company). Secretarial Audit was conducted in a manner that provided us a reasonable basis for evaluating the corporate conducts/statutory compliances and expressing our opinion thereon.

Based on our verification of the Company's books, papers, minute books, forms and returns filed and other records maintained by the Company and also the information provided by the company, its officers, agents and authorized representatives during the conduct of secretarial audit, we hereby report that in our opinion, the Company has, during the audit period covering the financial year ended on 31<sup>st</sup> March, 2024 complied with the statutory provisions listed hereunder and also that the Company has proper Board-processes and compliance mechanism in place to the extent, in the manner and subject to the reporting made hereinafter:

We have examined the books, papers, minute books, forms and returns filed and other records maintained by the Company for the financial year ended on 31<sup>st</sup> March, 2024 according to the provisions of:

- i. The Companies Act, 2013 (the Act) and the rules made thereunder.
- ii. The Securities Contracts (Regulation) Act, 1956 ('SCRA') and the rules made thereunder- **(Not applicable to the Company);**
- iii. The Depositories Act, 1996 and the Regulations and Bye-laws framed thereunder
- iv. Foreign Exchange Management Act, 1999 and the rules and regulations made thereunder to the extent of Foreign Direct Investment;
- v. The following Regulations and Guidelines prescribed under the Securities and Exchange Board of India Act, 1992 ('SEBI Act'):-
  - (a) The Securities and Exchange Board of India (Substantial Acquisition of Shares and Takeovers) Regulations, 2011 **(Not applicable to the Company);**
  - (b) The Securities and Exchange Board of India (Prohibition of Insider Trading) Regulations, 2015 **(Not applicable to the Company);**
  - (c) The Securities and Exchange Board of India (Issue of Capital and Disclosure Requirements) Regulations, 2018 **(Not applicable to the Company);**
  - (d) The Securities and Exchange Board of India (Share Based Employee Benefits and Sweat Equity) Regulations, 2021 **(Not applicable to the Company);**
  - (e) The Securities and Exchange Board of India (Issue and Listing of Non-Convertible Securities) Regulations, 2021 **(Not applicable to the Company);**
  - (f) The Securities and Exchange Board of India (Registrars to an Issue and Share Transfer Agents) Regulations, 1993 regarding the Companies Act and dealing with client **(Not applicable to the Company);**
  - (g) The Securities and Exchange Board of India (Delisting of Equity Shares) Regulations, 2021 **(Not applicable to the Company);** and
  - (h) The Securities and Exchange Board of India (Buyback of Securities) Regulations, 2018 **(Not applicable to the Company);**

- (i) Securities and Exchange Board of India (Listing Obligations and Disclosure Requirements) Regulations, 2015;

vi. The industry specific major laws applicable to the company are:

- (a) Hazardous and Other Wastes (Management and Transboundary Movement) Rules, 2016 under the Environment (Protection) Act, 1986
- (b) Petroleum Act 1934
- (c) Poisons Act 1919
- (d) The Indian Boilers Act, 1923
- (e) The Explosives Act 1983
- (f) Manufacture Storage and Import of Hazardous Chemical Rules, 1989
- (g) Public Liability Insurance Act, 1991

We have also examined compliance with the applicable clauses of Secretarial Standards issued by the Institute of Company Secretaries of India.

During the period under review the Company has complied with the provisions of the Act, Rules, Regulations, Guidelines, Standards, etc. mentioned above.

#### We further report that:

The Board of Directors of the Company is duly constituted with proper balance of Executive Directors, Non-Executive Directors and Independent Directors. The changes in the composition of the Board of Directors that took place during the period under review were carried out in compliance with the provisions of the Act.

Adequate notice is given to all directors to schedule the Board Meetings, agenda and detailed notes on agenda were sent at least seven days in advance, and a system exists for seeking and obtaining further information and clarifications on the agenda items before the meeting and for meaningful participation at the meeting.

Majority decision is carried through while the dissenting members' views are captured and recorded as part of the minutes.

**We further report that** there are adequate systems and processes in the company commensurate with the size and operations of the company to monitor and ensure compliance with applicable laws, rules, regulations and guidelines.

During the period under review, due to strategic and commercial considerations, Company has withdrawn the Draft Red herring prospectus of the Company dated August 10, 2022 filed with Securities and Exchange Board of India ("SEBI"), BSE Limited and National Stock Exchange of India Limited, vide Board Resolution passed by the Company on September 8, 2023.

Further during the period under review, Company has received a show cause notice under Section 148 of the Companies Act, 2013 from Cost Audit Branch, MCA for non-appointment of Cost Auditor for FY 2020-21, for which suitable reply was given by the Company and there was no further communication from MCA in this regard.

**For P.S. Rao & Associates**  
**Company Secretaries**

Sd/-

**P S Rao**

**Partner**

**M. No. F10322**

**C P No: 3829**

**PR: 710/2020**

**Place:** Hyderabad

**Date:** 4<sup>th</sup> May, 2024

**UDIN:** F010322F000306310

Note: This report is to be read with our letter of even date which is annexed as 'Annexure-A' and forms an integral part of this report.



## ‘Annexure A’

To  
The Members  
**Balaji Speciality Chemicals Limited**  
Solapur

Our report of even date is to be read along with this letter.

1. Maintenance of secretarial and other statutory record is the responsibility of the management of the company. Our responsibility is to express an opinion on these records based on our audit.
2. We have followed the audit practices and processes as were appropriate to obtain reasonable assurance about the correctness of the contents of the Secretarial records. The verification was done on test basis to ensure that correct facts are reflected in secretarial records. We believe that the processes and practices, we followed provide a reasonable basis for our opinion.
3. We have not verified the correctness and appropriateness of financial records and Books of Accounts of the company.
4. Where ever required, we have obtained the Management representation about the compliance of laws, rules and regulations and happening of events etc.
5. The compliance of the provisions of Corporate and other applicable laws, rules, regulations, standards is the responsibility of management. Our examination was limited to the verification of procedures on test basis.
6. The Secretarial Audit report is neither an assurance as to the future viability of the company nor of the efficacy or effectiveness with which the management has conducted the affairs of the company.

**For P.S. Rao & Associates**  
**Company Secretaries**  
Sd/-  
**P S Rao**  
**Partner**  
**M. No. F10322**  
**C P No: 3829**  
**PR: 710/2020**

**Place:** Hyderabad  
**Date:** 4<sup>th</sup> May, 2024  
**UDIN:** F010322F000306310

## ANNEXURE IV: CEO /CFO CERTIFICATION TO THE BOARD

[Pursuant to Regulation 17 (8) under Chapter IV of Securities Exchange board of India  
(Listing Obligations and Disclosure Requirements) Regulations, 2015]

We, Dundurapu Ram Reddy, Managing Director and Ande Srinivas Reddy, Whole-time Director and Chief Financial Officer of the Company responsible for the finance function hereby certify that:

- a) We have reviewed the financial statements and the cash flow statement for the year 2023-24 and that to the best of our knowledge and belief:
  - (i) These statements do not contain any materially untrue statement or omit any material fact or contain statements that might be misleading;
  - (ii) These statements together present a true and fair view of the company's affairs and are in compliance with existing accounting standards, applicable laws and regulation.
- b) There are, to the best of our knowledge and belief, no transactions entered into by the company during the year 2023-24, which are fraudulent, illegal or violative of the company's code of conduct.
- c) We accept responsibility for establishing and maintaining internal controls for financial reporting and that we have evaluated the effectiveness of internal control systems of the company pertaining to financial reporting and have disclosed to the auditors and the Audit Committee, deficiencies in the design or operation of such internal controls, if any, of which we are aware and the steps we have taken or propose to take to rectify these deficiencies.
- d) We have indicated to the auditors and the Audit committee :
  - (i) significant changes in internal control over financial reporting during the year 2023-24;
  - (ii) significant changes in accounting policies during the year 2023-24 and that the same have been disclosed in the notes to the financial statements;
  - (iii) There were no instances of significant fraud of which we have become aware and the involvement therein, if any, of the management or an employee having a significant role in the company's internal control system over financial reporting.

Sd./-  
**Dundurapu Ram Reddy**  
**Managing Director**  
**DIN:** 00003864  
**Date:** 8<sup>th</sup> May, 2024  
**Place:** Solapur

Sd./-  
**Ande Srinivas Reddy**  
**Whole-time Director & CFO**  
**DIN:** 03169721  
**Date:** 8<sup>th</sup> May, 2024  
**Place:** Hyderabad

## ANNEXURE V: DECLARATION ON CODE OF CONDUCT

This is to confirm that the Board has laid down a Code of Conduct for all Board Members and Senior Management Personnel of the Company. The Code of Conduct has also been posted on the website of the company. It is further confirmed that all directors and senior management personnel of the company have affirmed compliance with the code of conduct of the company for the financial year ended on 31<sup>st</sup> March, 2024 as envisaged in the Chapter IV of the Securities Exchange board of India (Listing Obligations and Disclosure Requirements) Regulations, 2015.

Sd./-  
**Dundurapu Ram Reddy**  
**Managing Director**  
**DIN:** 00003864

**Date:** 8<sup>th</sup> May, 2024  
**Place:** Solapur



## ANNEXURE VI: CERTIFICATE ON CORPORATE GOVERNANCE ISSUED BY PRACTICING COMPANY SECRETARIES

To

The Members of

**Balaji Amines Limited,**

We have examined the compliance of conditions of Corporate Governance by Balaji Amines Limited ('the Company'), for the Financial Year ended 31<sup>st</sup> March, 2024 as stipulated under the relevant provisions of Securities and Exchange Board of India (Listing Obligations and Disclosure Requirements) Regulations, 2015 ('Listing Regulations') as referred to in Regulation 15 (2) of the Listing Regulations.

The compliance of the conditions of Corporate Governance as stipulated under the listing regulations is the responsibility of the Company's Management including the preparation and maintenance of all relevant records and documents. This responsibility includes the design, implementation and maintenance of internal control and to procedures to ensure the compliance with the conditions of Corporate Governance stipulated in the Listing Regulations.

In our opinion, and to the best of the information and according to the explanations given to us, we certify that the Company has complied with the conditions of Corporate Governance as stipulated in the above mentioned Listing Regulations.

We further state that such compliance is neither an assurance as to the future viability of the Company nor the efficiency or effectiveness with which the Management has conducted the affairs of the Company.

**For P.S. Rao & Associates**  
**Company Secretaries**

Sd/-

**P S Rao**

**Partner**

**M. No. F10322**

**C P No: 3829**

**PR: 710/2020**

**Place:** Solapur

**Date:** 8<sup>th</sup> May, 2024

**UDIN:** F010322F000329993



**FINANCIAL  
STATEMENTS**



# INDEPENDENT AUDITOR'S REPORT

## To the Members of Balaji Amines Limited Report on the Audit of the Standalone Financial Statements

### Opinion

We have audited the standalone financial statements of **Balaji Amines Limited** ("the Company"), which comprise the Standalone Balance sheet as at March 31, 2024, and the Standalone Statement of Profit and Loss (including Other Comprehensive Income), the Standalone Statement of Changes in Equity and Standalone Statement of Cash Flows for the year then ended, and notes to the standalone financial statements including a summary of material accounting policies and other explanatory information (hereinafter referred to as "the standalone financial statements").

In our opinion and to the best of our information and according to the explanations given to us, the aforesaid standalone financial statements give the information required by the Companies Act, 2013 ("the Act") in the manner so required and give a true and fair view in conformity with Indian Accounting Standards prescribed under section 133 of the Act read with the Companies (Indian Accounting Standards) Rules, 2015, as amended, ("Ind AS") and other accounting principles generally accepted in India, of the state of affairs of the Company as at March 31, 2024, and its profit (including other comprehensive income), changes in equity and its cash flows for the year ended on that date.

### Basis for Opinion

We conducted our audit in accordance with the Standards on Auditing (SAs) specified under section 143(10) of the Act. Our responsibilities under those Standards are further described in the *Auditor's Responsibilities for the Audit of the Standalone Financial Statements* section of our report. We are independent of the Company in accordance with the Code of Ethics issued by the Institute of Chartered Accountants of India together with the ethical requirements that are relevant to our audit of the standalone financial statements under the provisions of the Act and the Rules thereunder, and we have fulfilled our other ethical responsibilities in accordance with these requirements and the Code of Ethics issued by the Institute of Chartered Accountants of India. We believe that the audit evidence we have obtained is sufficient and appropriate to provide a basis for our opinion.

### Key Audit Matters

Key audit matters are those matters that, in our professional judgement, were of most significance in our audit of the standalone financial statements of the current period. These matters were addressed in the context of our audit of the standalone financial statements as a whole, and in forming our opinion thereon, and we do not provide a separate opinion on these matters. We have determined the matters described below to be the key audit matters to be communicated in our report.

Sr. No.	Key Audit Matter	Auditor's Response
1	<b>Revenue Recognition</b>  Revenue from the sale of goods (hereinafter referred to as "Revenue") is recognised when the Company performs its obligation to its customers and the amount of revenue can be measured reliably and recovery of the consideration is probable. The timing of such recognition is when the control over goods is transferred to the customers, which is mainly upon delivery.  The timing of revenue recognition is relevant to the reported performance of the Company. The management considers revenue as a key measure for evaluation of performance. There is a risk of revenue being recorded before the control over goods is transferred.  Refer Note 1.3A of the standalone financial statements – Material Accounting Policies.	<b>Principal Audit Procedures</b>  Our audit approach was a combination of tests of internal controls and substantive procedures including: <ul style="list-style-type: none"><li>Assessing the appropriateness of Company's revenue recognition in line with Ind AS 115 – Revenue from Contracts with Customers.</li><li>Evaluating the design and implementation of Company's controls in respect of revenue recognition.</li><li>Testing the effectiveness of such controls over revenue cut off at the year end.</li><li>Testing the supporting documentation for sales transactions recorded during the period closer to the year-end and subsequent to the year-end, including examination of credit notes issued after the year end to determine whether revenue was recognised in the correct period.</li></ul>
2	<b>Appropriateness of capitalisation of costs as per Ind AS 16 Property, Plant and Equipment</b>  During the year, the Company capitalised Rs 153.79 crores as Property, plant and equipment.  Given the significance of the capital expenditure, there is a risk that elements of costs that are ineligible for capitalization in accordance with the recognition criteria provided in Ind AS 16 - Property, Plant and Equipment are capitalized.  Refer Note 1.3B of the standalone financial statements – Material Accounting Policies.	<b>Principal Audit Procedures</b>  We have performed the following procedures in relation to testing of capitalization of costs: <ul style="list-style-type: none"><li>Understood, evaluated and tested the design and operating effectiveness of key controls relating to capitalization of various costs incurred in relation to Property, Plant and Equipment.</li><li>Performed test of details with focus on those items that we considered significant due to their amount or nature and tested a number of items capitalized during the year against underlying supporting documents to ascertain nature of costs and whether they meet the recognition criteria provided in Ind AS 16 in this regard.</li><li>Reviewed the other costs which are debited to Statement of Profit and Loss, to ascertain whether these meet the criteria for capitalization.</li></ul>

### Information Other than Financial Statements (Other Information)

The Company's Board of Directors is responsible for the other information. The other information comprises the information included in the Directors Report but does not include the standalone financial statements and our auditor's report thereon.

Our opinion on the standalone financial statements does not cover the other information and we do not express any form of assurance conclusion thereon.

In connection with our audit of the standalone financial statements, our responsibility is to read the other information and, in doing so, consider whether the other information is materially inconsistent with the standalone financial statements or our knowledge obtained in the audit or otherwise appears to be materially misstated.

If, based on the work we have performed, we conclude that there is a material misstatement of this other information, we are required to report that fact. We have nothing to report in this regard.



## Responsibilities of Management and Those Charged with Governance for the Standalone Financial Statements

The Company's Board of Directors is responsible for the matters stated in section 134(5) of the Act with respect to the preparation of the standalone financial statements that give a true and fair view of the financial position, financial performance, changes in equity and cash flows of the Company in accordance with the accounting principles generally accepted in India, including the accounting standards specified under section 133 of the Act. This responsibility also includes maintenance of adequate accounting records in accordance with the provisions of the Act for safeguarding of the assets of the Company and for preventing and detecting frauds and other irregularities; selection and application of appropriate accounting policies; making judgments and estimates that are reasonable and prudent; and design, implementation and maintenance of adequate internal financial controls, that were operating effectively for ensuring the accuracy and completeness of the accounting records, relevant to the preparation and presentation of the standalone financial statements that give a true and fair view and are free from material misstatement, whether due to fraud or error.

In preparing the standalone financial statements, the Board of Directors is responsible for assessing the Company's ability to continue as a going concern, disclosing, as applicable, matters related to going concern and using the going concern basis of accounting unless the Board of Directors either intends to liquidate the Company or to cease operations, or has no realistic alternative but to do so.

Those Board of Directors are also responsible for overseeing the Company's financial reporting process.

## Auditor's Responsibilities for the Audit of the Standalone Financial Statements

Our objectives are to obtain reasonable assurance about whether the standalone financial statements as a whole are free from material misstatement, whether due to fraud or error, and to issue an auditor's report that includes our opinion. Reasonable assurance is a high level of assurance, but is not a guarantee that an audit conducted in accordance with SAs will always detect a material misstatement when it exists. Misstatements can arise from fraud or error and are considered material if, individually or in the aggregate, they could reasonably be expected to influence the economic decisions of users taken on the basis of the standalone financial statements.

As part of an audit in accordance with SAs, we exercise professional judgement and maintain professional skepticism throughout the audit. We also:

- Identify and assess the risks of material misstatement of the standalone financial statements, whether due to fraud or error, design and perform audit procedures responsive to those risks, and obtain audit evidence that is sufficient and appropriate to provide a basis for our opinion. The risk of not detecting a material misstatement resulting from fraud is higher than for one resulting from error, as fraud may involve collusion, forgery, intentional omissions, misrepresentations, or the override of internal control.
- Obtain an understanding of internal control relevant to the audit in order to design audit procedures that are appropriate in the circumstances. Under section 143(3)(i) of the Act, we are also responsible for expressing our opinion on whether the Company has adequate internal financial controls with reference to standalone financial statements in place and the operating effectiveness of such controls.
- Evaluate the appropriateness of accounting policies used and the reasonableness of accounting estimates and related disclosures made by management.
- Conclude on the appropriateness of management's use of the going concern basis of accounting and, based on the audit evidence obtained, whether a material uncertainty exists related to events or conditions that may cast significant doubt on the Company's ability to continue as a going concern. If we conclude that a material uncertainty exists, we are required to draw attention in our auditor's report to the related disclosures in the standalone financial statements or, if such disclosures are inadequate, to modify our opinion. Our conclusions are based on the audit evidence obtained up to the date of our auditor's report. However, future events or conditions may cause the Company to cease to continue as a going concern.
- Evaluate the overall presentation, structure and content of the standalone financial statements, including the disclosures, and whether the standalone financial statements represent the underlying transactions and events in a manner that achieves fair presentation.

Materiality is the magnitude of misstatements in the standalone financial statements that, individually or in aggregate, makes it probable that the economic decisions of a reasonably knowledgeable user of the standalone financial statements may be influenced. We consider quantitative materiality and qualitative factors in (i) planning the scope of our audit work and in evaluating the results of our work; and (ii) to evaluate the effect of any identified misstatements in the standalone financial statements.

We communicate with those charged with governance regarding, among other matters, the planned scope and timing of the audit and significant audit findings, including any significant deficiencies in internal control that we identify during our audit.

We also provide those charged with governance with a statement that we have complied with relevant ethical requirements regarding independence, and to communicate with them all relationships and other matters that may reasonably be thought to bear on our independence, and where applicable, related safeguards.

From the matters communicated with those charged with governance, we determine those matters that were of most significance in the audit of the standalone financial statements of the current period and are therefore the key audit matters. We describe these matters in our auditor's report unless law or regulation precludes public disclosure about the matter or when, in extremely rare circumstances, we determine that a matter should not be communicated in our report because the adverse consequences of doing so would reasonably be expected to outweigh the public interest benefits of such communication.

## Report on Other Legal and Regulatory Requirements

1. As required by Section 143(3) of the Act, we report that:
  - a) We have sought and obtained all the information and explanations which to the best of our knowledge and belief were necessary for the purposes of our audit.
  - b) In our opinion, proper books of account as required by law have been kept by the Company so far as it appears from our examination of those books except for the matter stated in paragraph (i)(vi) below on reporting under Rule 11(g) of the Companies (Audit and Auditors) Rules, 2014.
  - c) The Balance Sheet, the Statement of Profit and Loss (including Other Comprehensive Income), Statement of Changes in Equity and the Statement of Cash Flows dealt with by this report are in agreement with the books of account.
  - d) In our opinion, the aforesaid standalone financial statements comply with the Indian Accounting Standards prescribed under Section 133 of the Act.
  - e) On the basis of the written representations received from the directors as on March 31, 2024 taken on record by the Board of Directors, none of the directors is disqualified as on March 31, 2024 from being appointed as a director in terms of Section 164 (2) of the Act.
  - f) The modification relating to the maintenance of accounts and other matters connected therewith are

as stated in paragraph 1(b) above and paragraph (i)(vi) below on reporting under Rule 11(g) of the Companies (Audit and Auditors) Rules, 2014.

- g) With respect to the adequacy of the internal financial controls with reference to standalone financial statements of the Company and the operating effectiveness of such controls, refer to our separate Report in "Annexure A".
- h) In our opinion and to the best of our information and according to the explanations given to us, the remuneration paid by the Company to its directors during the year is in accordance with the provisions of section 197 of the Act.

With respect to the other matters to be included in the Auditor's Report in accordance with Rule 11 of the Companies (Audit and Auditors) Rules, 2014, in our opinion and to the best of our information and according to the explanations given to us:

- i. The Company has disclosed the impact of pending litigations on its financial position in its standalone financial statements (Refer Note 36a of the standalone financial statements);
- ii. The Company did not have any long-term contracts including derivative contracts for which there were any material foreseeable losses;
- iii. There has been no delay in transferring amounts, required to be transferred, to the Investor Education and Protection Fund by the Company.
- iv. (a) The Management has represented that (Refer note 46 of the standalone financial statements), to the best of its knowledge and belief, no funds (which are material either individually or in the aggregate) have been advanced or loaned or invested (either from borrowed funds or share premium or any other sources or kind of funds) by the Company to or in any other person or entity, including foreign entity ("Intermediaries"), with the understanding, whether recorded in writing or otherwise, that the Intermediary shall, whether, directly or indirectly lend or invest in other persons or entities identified in any manner whatsoever by or on behalf of the Company ("Ultimate Beneficiaries") or provide any guarantee, security or the like on behalf of the Ultimate Beneficiaries;
- (b) The Management has represented that (Refer Note 46 of the standalone financial statements), to the best of its knowledge and belief, no funds



(which are material either individually or in the aggregate) have been received by the Company from any person or entity, including foreign entity ("Funding Parties"), with the understanding, whether recorded in writing or otherwise, that the Company shall, whether, directly or indirectly, lend or invest in other persons or entities identified in any manner whatsoever by or on behalf of the Funding Party ("Ultimate Beneficiaries") or provide any guarantee, security or the like on behalf of the Ultimate Beneficiaries;

(c) Based on the audit procedures that have been considered reasonable and appropriate in the circumstances, nothing has come to our notice that has caused us to believe that the representations under sub-clause (i) and (ii) of Rule 11(e), as provided under (a) and (b) above, contain any material misstatement.

- v. The final dividend paid by the Company during the year in respect of the same declared for the previous year is in accordance with Section 123 of the Act to the extent it applies to payment of dividend.

As stated in Note 39c of the standalone financial statements, the Board of Directors of the Company have proposed final dividend for the year which is subject to the approval of the members of the Company at the ensuing Annual General Meeting. The dividend declared is in accordance with Section 123 of the Act to the extent it applies to declaration of dividend.

- vi. Based on our examination which included test checks, the company has migrated to an

accounting software for maintaining its books of account having the feature of recording audit trail (edit log) facility w.e.f 18<sup>th</sup> April, 2023 and the same has operated throughout the year since then for all relevant transactions recorded in the software. Further, during the course of our audit we did not come across any instance of audit trail feature being tampered with. However, the accounting software used by the Company has not been enabled with the feature of audit trail (edit log) at the server or database to log direct file level changes. Considering the limitation in the accounting software, we are unable to comment on whether the audit trail has been tampered with or not as required by Rule 3(1) of the Companies (Accounts) Rules, 2014. (Refer Note 47 of the standalone financial statements)

2. As required by the Companies (Auditor's Report) Order, 2020, ("the Order") issued by the Central Government of India in terms of Section 143 (11) of the Act, we give in "Annexure B" a statement on the matters specified in paragraphs 3 and 4 of the Order.

For **M. Anandam & Co.**,  
Chartered accountants  
(Firm Registration No.000125S)  
Sd/-

**M V Ranganath**  
Partner

Place: Hyderabad  
Date: 8<sup>th</sup> May, 2024

Membership No.028031  
UDIN: 24028031BKBUKE7635

## ANNEXURE "A"

### to the Independent Auditor's Report

(Referred to in paragraph 1(g) under 'Report on Other Legal and Regulatory Requirements' section of our report of even date)

#### Report on the Internal Financial Controls with reference to Standalone Financial Statements under Clause (i) of Sub-section 3 of Section 143 of the Companies Act, 2013 ("the Act")

##### Opinion

We have audited the internal financial controls with reference to the standalone financial statements of **Balaji Amines Limited** ("the Company") as of March 31, 2024 in conjunction with our audit of the standalone financial statements of the Company for the year ended on that date.

In our opinion, the Company has, in all material respects, adequate internal financial controls with reference to the standalone financial statements and such internal financial controls with reference to the standalone financial statements were operating effectively as at 31 March 2024, based on the internal control over financial reporting criteria established by the Company considering the essential components of internal control stated in the Guidance Note on Audit of Internal Financial Controls Over Financial Reporting issued by the Institute of Chartered Accountants of India.

#### Management's Responsibility for Internal Financial Controls

The Company's management is responsible for establishing and maintaining internal financial controls based on the internal control over financial reporting criteria established by the Company considering the essential components of internal control stated in the Guidance Note on Audit of Internal Financial Controls over Financial Reporting issued by the Institute of Chartered Accountants of India ("ICAI"). These responsibilities include the design, implementation and maintenance of adequate internal financial controls that were operating effectively for ensuring the orderly and efficient conduct of its business, including adherence to Company's policies, the safeguarding of its assets, the prevention and detection of frauds and errors, the accuracy and completeness of the accounting records, and the timely preparation of reliable financial information, as required under the Act.

#### Inherent Limitations of Internal Financial Controls with reference to Standalone Financial Statements

Because of the inherent limitations of internal financial controls with reference to the standalone financial statements, including the possibility of collusion or improper management override of controls, material misstatements due to error or fraud may occur and not be detected. Also, projections of any evaluation of the internal financial controls with reference to the standalone financial statements to future periods are subject to the risk that the internal financial control with reference to the standalone financial statements may become inadequate because of changes in conditions, or that the degree of compliance with the policies or procedures may deteriorate.

#### Auditor's Responsibility

Our responsibility is to express an opinion on the Company's internal financial controls with reference to the standalone financial statements based on our audit. We conducted our audit in accordance with the Guidance Note on Audit of Internal Financial Controls over Financial Reporting (the "Guidance Note") and the Standards on Auditing, issued by ICAI and deemed to be prescribed under section 143 (10) of the Act, to the extent applicable to an audit of internal financial controls, both applicable to an audit of Internal Financial Controls and, both issued by the Institute of Chartered Accountants of India. Those Standards and the Guidance Note require that we comply with ethical requirements and plan and perform the audit to obtain reasonable assurance about whether adequate internal financial controls with reference to the standalone financial statements were established and maintained and if such controls operated effectively in all material respects.

Our audit involves performing procedures to obtain audit evidence about the adequacy of the internal financial controls with reference to the standalone financial statements and their operating effectiveness. Our audit of internal financial controls with reference to the standalone financial statements included obtaining an understanding of internal financial controls with reference to the standalone financial statements, assessing the risk that a material weakness exists, and testing and evaluating the design and operating effectiveness of internal control based



on the assessed risk. The procedures selected depend on the auditor's judgment, including the assessment of the risks of material misstatement of the standalone financial statements, whether due to fraud or error.

We believe that the audit evidence we have obtained is sufficient and appropriate to provide a basis for our audit opinion on the Company's internal financial controls with reference to the standalone financial statements.

**Meaning of Internal Financial Controls with reference to the Standalone Financial Statements**

A Company's internal financial control with reference to the standalone financial statements is a process designed to provide reasonable assurance regarding the reliability of financial reporting and the preparation of standalone financial

statements for external purposes in accordance with generally accepted accounting principles. A company's internal financial control with reference to the standalone financial statements includes those policies and procedures that (1) pertain to the maintenance of records that, in reasonable detail, accurately and fairly reflect the transactions and dispositions of the assets of the Company; (2) provide reasonable assurance that transactions are recorded as necessary to permit preparation of standalone financial statements in accordance with generally accepted accounting principles, and that receipts and expenditures of the Company are being made only in accordance with authorisations of management and directors of the Company; and (3) provide reasonable assurance regarding prevention or timely detection of unauthorised acquisition, use, or disposition of the Company's assets that could have a material effect on the standalone financial statements.

For **M. Anandam & Co.**,  
Chartered accountants  
(Firm Registration No.000125S)  
Sd/-  
**M V Ranganath**  
Partner  
Membership No.028031  
UDIN: 24028031BKBUKE7635

Place: Hyderabad  
Date: 8<sup>th</sup> May, 2024

## ANNEXURE “B”

to the Independent Auditor’s Report

With reference to Paragraph 2 under ‘Report on Other Legal and Regulatory Requirements’ section of our report to the Members of the Company, we report that

- (i) In respect of the Company’s Property, Plant and Equipment and Intangible Assets:
  - (a) A. The Company has maintained proper records showing full particulars, including quantitative details and situation of Property, Plant and Equipment.
  - B. The Company does not have intangible assets and hence reporting under clause 3(i)(b) of the Order is not applicable.
  - (b) The Property, Plant and Equipment have been physically verified by the management in a periodical manner, which in our opinion is reasonable, having regard to the size of the Company and the nature of its business. No material discrepancies were noticed on such verification.
  - (c) According to the information and explanations given to us and on the basis of our examination of the records of the Company, the title deeds of immovable properties disclosed in the standalone financial statements are held in the name of the Company, except for the following which are not held in the name of the Company:

Description of Property	Gross carrying value (Rs. in lakhs)	Held in the name of	Whether promoter, director or their relative or employee	Period held	Reason for not being in the name of the Company
Land	4.34	Bhagyanagar Chemicals Limited, erstwhile subsidiary (since amalgamated with the company in FY 2017-18)	No	Since FY 2017-18	Application for transfer of title pending with Sub Registrar Office. The land is not in dispute.
Land	163.31	Balaji Greentech Projects Limited, erstwhile subsidiary (since amalgamated with the company in FY 2017-18)	No	Since FY 2017-18	Application for transfer of title pending with Sub Registrar Office. The land is not in dispute.

- (d) The Company has not revalued any of its Property, Plant and Equipment during the year.
- (e) No proceedings have been initiated during the year or are pending against the Company as at March 31, 2024 for holding any benami property under the Benami Transactions (Prohibition) Act, 1988 (as amended in 2016) and rules made thereunder.r.
- (ii) (a) The inventory has been physically verified by the management during the year. In our opinion, the coverage, frequency and procedure of such verification is reasonable and adequate in relation to the size of the Company and the nature of its business. The discrepancies noticed on verification between the physical stocks and the book records were not exceeding 10% in the aggregate for each class of inventory
- (b) The Company is sanctioned working capital limits in excess of Rs.5 Crore during the year from banks on the basis of security of current assets. Further, the quarterly returns or statements filed by the Company with such banks or financial institutions are in agreement with the books of account of the Company.
- (iii) During the year, the Company has not made investments in, not provided any guarantee or security or granted loans or advances in the nature of loans, secured or unsecured, to companies, firms, Limited Liability Partnerships or any other parties. Hence, reporting under clause 3(iii)(a) to (f) of the Order is not applicable.
- (iv) The Company has complied with the provisions of section 185 and 186 of the Companies Act, 2013 in respect of loans granted, investments made and guarantees provided, as applicable.
- (v) According to the information and explanations given to us, the Company has not accepted deposits including amounts deemed to be deposits within the meaning of Sections 73 to 76 of the Act and the rules framed there under. Hence, reporting under clause 3(v) of the Order is not applicable.



(vi) We have broadly reviewed the cost records maintained by the Company as prescribed under subsection (1) of section 148 of the Act, and are of the opinion that, prima facie, the prescribed accounts and records have been made and maintained. We have, however, not made a detailed examination of the cost records with a view to determine whether they are accurate or complete.

(vii) In respect of statutory dues:

- (a) According to the information and explanations given to us and the records of the Company examined by us, the Company is generally regular in depositing undisputed statutory dues including Provident fund, Employees' state insurance, Income-tax, Goods and Services Tax, Customs duty, cess and any other statutory dues as applicable with the appropriate authorities and there were no arrears of outstanding statutory dues as at the last day of the financial year concerned for a period of more than six months from the date they became payable.
- (b) According to the information and explanations given to us and records of the Company examined by us, the particulars of Income tax as at March 31, 2024 which have not been deposited on account of any dispute pending are as under:

Name of the statute	Nature of the dues	Amount (Rs. in lakhs)	Amount paid under protest (Rs. In lakhs)	Period to which the amount relates	Forum where the dispute is pending
Income Tax Act, 1961	Income Tax	28.39	19.98	AY 2013-14	Commissioner of Income Tax (Appeals)
Income Tax Act, 1961	Income Tax	306.29	306.29	AY 2014-15	Commissioner of Income Tax (Appeals)
Income Tax Act, 1961	Income Tax	83.58	10.11	AY 2016-17	Commissioner of Income Tax (Appeals)
Income Tax Act, 1961	Income Tax	31.66	31.66	AY 2017-18	Commissioner of Income Tax (Appeals)
Income Tax Act, 1961	Income Tax	176.54	176.54	AY 2020-21	Commissioner of Income Tax (Appeals)
Customs Act, 1962	Customs Duty	309.18	23.19	AY 2023-24	Commissioner of Customs (Appeals)
Customs Act, 1962	Customs Duty	Not quantifiable	-	FY 2020-21	Commissioner of Customs (Appeals)

(viii) There were no transactions relating to previously unrecorded income that have been surrendered or disclosed as income during the year in the tax assessments under the Income Tax Act, 1961 (43 of 1961).

- (ix) (a) The Company has not defaulted in repayment of loans or other borrowings or in the payment of interest thereon to any lender.
- (b) The Company has not been declared wilful defaulter by any bank or financial institution or other lender.
- (c) The Company does not have any term loans. Hence, reporting under clause 3(ix)(c) of the Order is not applicable.
- (d) On an overall examination of the standalone financial statements of the Company, funds raised on short-term basis have, prima facie, not been used for long-term purposes by the Company.
- (e) On an overall examination of the standalone financial statements of the Company, the Company has not taken any funds from any entity or person on account of or to meet the obligations of its subsidiary. The Company does not have associates or joint ventures.
- (f) According to the information and explanations given to us and procedures performed by us, we report that the Company has not raised loans during the year on the pledge of securities held in its subsidiary. The Company does not have associates or joint ventures.
- (x) (a) The Company has not raised monies by way of initial public offer or further public offer (including debt instruments) during the year and hence reporting under clause 3 (x)(a) of the Order is not applicable.
- (b) The Company has not made any preferential allotment or private placement of shares or fully or partly convertible debentures during the year and hence reporting under clause (x)(b) of the Order is not applicable.
- (xi) (a) No fraud by the Company and no material fraud on the Company has been noticed or reported during the year.
- (b) No report under sub-section (12) of section 143 of the Companies Act has been filed in Form ADT-4 as prescribed under rule 13 of Companies (Audit and Auditors) Rules, 2014 with the Central Government, during the year and upto the date of this report.

(c) As represented to us by the management, there are no whistle blower complaints received by the company during the year.

(xii) The Company is not a Nidhi Company and hence reporting under clause 3 (xii) of the Order is not applicable.

(xiii) In our opinion, the Company is in compliance with Section 177 and 188 of the Companies Act, 2013 with respect to applicable transactions with the related parties and the details of related party transactions have been disclosed in the standalone financial statements as required by the applicable accounting standards.

(xiv) (a) In our opinion the Company has an adequate internal audit system commensurate with the size and the nature of its business.

(b) The internal audit reports of the Company issued till the date of the audit report, for the period under audit have been considered by us.

(xv) In our opinion, the Company has not entered into any non-cash transactions with its directors or persons connected with its directors. and hence provisions of section 192 of the Companies Act, 2013 are not applicable to the Company.

(xvi) (a) In our opinion, the Company is not required to be registered under section 45-IA of the Reserve Bank of India Act, 1934. Hence, reporting under clause 3(xvi)(a) of the Order is not applicable.

(b) The Company is not engaged in any non-banking financial housing finance activities. Accordingly, the requirement to report on clause 3(xvi)(b) of the Order is not applicable to the Company.

(c) The Company is not a core investment company as defined in the Regulations made by the Reserve Bank of India. Accordingly, the requirement to report on clause 3(xvi)(c) of the Order is not applicable to the Company.

(d) In our opinion, there is no core investment company within the Group (as defined in the Core Investment Companies (Reserve Bank) Directions, 2016) and accordingly reporting under clause 3(xvi)(d) of the Order is not applicable.

(xvii) The Company has not incurred cash losses during the financial year covered by our audit and in the immediately preceding financial year.

(xviii) There has been no resignation of the statutory auditor during the year. Hence, reporting under clause 3(xviii) of the Order is not applicable.

(xix) On the basis of the financial ratios, ageing and expected dates of realisation of financial assets and payment of financial liabilities, other information accompanying the standalone financial statements and our knowledge of the Board of Directors and Management plans and based on our examination of the evidence supporting the assumptions, nothing has come to our attention, which causes us to believe that any material uncertainty exists as on the date of the audit report indicating that Company is not capable of meeting its liabilities existing at the date of balance sheet as and when they fall due within a period of one year from the balance sheet date. We, however, state that this is not an assurance as to the future viability of the Company. We further state that our reporting is based on the facts up to the date of the audit report and we neither give any guarantee nor any assurance that all liabilities falling due within a period of one year from the balance sheet date, will get discharged by the Company as and when they fall due.

(xx) (a) There are no unspent amounts towards Corporate Social Responsibility (CSR) on other than ongoing projects requiring a transfer to a Fund specified in Schedule VII to the Companies Act in compliance with second provision to sub-section (5) of Section 135 of the said Act. Accordingly, reporting under clause 3(xx)(a) of the Order is not applicable for the year.

(b) There are no unspent amounts towards Corporate Social Responsibility (CSR) on ongoing projects requiring a transfer to a special account in compliance with provisions of sub-section (6) of Section 135 of the said Act. Accordingly, reporting under clause 3(xx)(b) of the Order is not applicable for the year.

For **M. Anandam & Co.,**  
Chartered accountants  
(Firm Registration No.000125S)  
Sd/-

**M V Ranganath**

Partner

Place: Hyderabad

Date: 8<sup>th</sup> May, 2024

Membership No.028031

UDIN: 24028031BKBUKE7635



## Standalone Balance Sheet

as at March 31, 2024

(All amounts are in ₹ Lakhs, except for share data or as otherwise stated)

Particulars	Note	As at March 31, 2024	As at March 31, 2023
<b>I. ASSETS</b>			
<b>Non-current assets</b>			
(a) Property, plant and equipment	2.1	71,876.05	59,920.12
(b) Capital work-in-progress	2.2	14,141.88	7,373.99
(c) Intangible assets under development	2.3	191.59	-
(d) Investment property	3	501.50	522.04
(e) Financial assets			
(i) Investments	4	6,600.10	6,600.10
(ii) Other financial assets	5	582.15	475.17
(f) Other non-current assets	6	3,319.76	2,875.40
		<b>97,213.03</b>	<b>77,766.81</b>
<b>Current Assets</b>			
(a) Inventories	7	26,264.03	26,723.44
(b) Financial assets			
(i) Investments	8	-	6,231.69
(ii) Trade receivables	9	26,223.75	26,028.89
(iii) Cash and cash equivalents	10	3,090.17	3,926.62
(iv) Bank balances other than (iii) above	11	17,482.31	12,144.39
(v) Other financial assets	12	24.07	45.69
(c) Current tax assets (net)	13	-	154.37
(d) Other current assets	14	3,300.34	2,109.53
		<b>76,384.68</b>	<b>77,364.62</b>
<b>TOTAL ASSETS</b>		<b>1,73,597.71</b>	<b>1,55,131.43</b>
<b>II. EQUITY AND LIABILITIES</b>			
<b>Equity</b>			
(a) Equity share capital	15	648.02	648.02
(b) Other equity	16	1,52,790.92	1,39,384.56
		<b>1,53,438.94</b>	<b>1,40,032.58</b>
<b>Liabilities</b>			
<b>Non-current liabilities</b>			
(a) Financial liabilities			
(i) Other financial liabilities	17	106.49	100.14
(b) Provisions	18	426.08	180.76
(c) Deferred tax liabilities (net)	19	6,719.73	5,890.62
(d) Other non current liabilities	20	59.82	97.04
		<b>7,312.11</b>	<b>6,268.56</b>
<b>Current Liabilities</b>			
<b>(a) Financial liabilities</b>			
<b>(i) Borrowings</b>			
(i) Trade payables	21		
a) Total outstanding dues of micro enterprises and small enterprises		1,917.95	1,023.81
b) Total outstanding dues of creditors other than micro enterprises and small enterprises		5,382.40	2,564.88
(ii) Other current financial liabilities	22	4,497.32	4,643.99
(b) Other current liabilities	23	484.78	572.60
(c) Provisions	24	287.13	24.99
(d) Current tax liabilities (net)	25	277.09	-
		<b>12,846.66</b>	<b>8,830.29</b>
<b>TOTAL EQUITY AND LIABILITIES</b>		<b>1,73,597.71</b>	<b>1,55,131.43</b>
Material accounting policies	1.3		

The accompanying notes are an integral part of the standalone financial statements

As per our report of even date

For **M.Anandam & Co.,**  
Chartered Accountants  
(Firm Regn No: 000125S)

For and on behalf of Board of Directors

Sd/-  
**M V Ranganath**  
Partner  
Membership No.028031  
Place : Hyderabad  
Date : 08-05-2024

Sd/-  
**A Prathap Reddy**  
Executive Chairman  
DIN 00003967  
Place : Hyderabad  
Date : 08-05-2024

Sd/-  
**A Srinivas Reddy**  
Whole Time Director & CFO  
DIN 03169721  
Place : Hyderabad  
Date : 08-05-2024

Sd/-  
**Lakhan Dargad**  
Company Secretary  
M No : A52571  
Place : Solapur  
Date : 08-05-2024

## Standalone Statement of Profit and Loss

for the year ended March 31, 2024

(All amounts are in ₹ Lakhs, except for share data or as otherwise stated)

Particulars	Note	Year ended March 31, 2024	Year ended March 31, 2023
<b>I. Income</b>			
Revenue from operations	26	1,33,784.44	1,72,628.31
Other income	27	2,089.55	975.65
<b>Total income</b>		<b>1,35,873.99</b>	<b>1,73,603.95</b>
<b>II. Expenses</b>			
Cost of materials consumed	28	76,844.30	1,01,522.98
Changes in inventories of work-in-progress and finished goods	29	(1,293.84)	(1,012.24)
Employee benefits expense	30	7,235.19	8,025.04
Finance costs	31	217.91	273.35
Depreciation	32	3,364.61	3,126.24
Other expenses	33	26,343.87	31,131.29
<b>Total expenses</b>		<b>1,12,712.05</b>	<b>1,43,066.64</b>
<b>III. Profit before tax (I-II)</b>		<b>23,161.95</b>	<b>30,537.31</b>
<b>IV. Tax expense:</b>			
(1) Current tax	34	5,209.38	7,210.14
(2) Earlier years' tax		(6.95)	(55.18)
(3) Deferred tax		829.10	628.14
<b>Total tax expense</b>		<b>6,031.54</b>	<b>7,783.09</b>
<b>V. Profit for the year (III- IV)</b>		<b>17,130.41</b>	<b>22,754.22</b>
<b>VI. Other comprehensive income</b>			
Items that will not be reclassified to profit or loss			
a) Re-measurement of defined benefit plans		(483.96)	(16.36)
b) Income tax relating to item (a) above		-	-
<b>Other comprehensive income (net of tax)</b>		<b>(483.96)</b>	<b>(16.36)</b>
<b>VII. Total comprehensive income for the year</b>		<b>16,646.45</b>	<b>22,737.86</b>
<b>VIII. Earnings per equity share (Face value of Rs.2/-each)</b>	35		
(1) Basic (in Rs.)		52.87	70.18
(2) Diluted (in Rs.)		52.87	70.18
Material accounting policies	1.3		

The accompanying notes are an integral part of the standalone financial statements

As per our report of even date

For **M.Anandam & Co.,**  
Chartered Accountants  
(Firm Regn No: 000125S)

For and on behalf of Board of Directors

Sd/-  
**M V Ranganath**  
Partner  
Membership No.028031  
Place : Hyderabad  
Date : 08-05-2024

Sd/-  
**A Prathap Reddy**  
Executive Chairman  
DIN 00003967  
Place : Hyderabad  
Date : 08-05-2024

Sd/-  
**A Srinivas Reddy**  
Whole Time Director & CFO  
DIN 03169721  
Place : Hyderabad  
Date : 08-05-2024

Sd/-  
**Lakhan Dargad**  
Company Secretary  
M No : A52571  
Place : Solapur  
Date : 08-05-2024



## Standalone Statement of Cash Flows

for the year ended March 31, 2024

(All amounts are in ₹ Lakhs, except for share data or as otherwise stated)

Particulars	Year ended March 31, 2024	Year ended March 31, 2023
<b>Cash flow from operating activities:</b>		
Profit before tax	23,161.95	30,537.31
<b>Adjustments for:</b>		
Depreciation	3,364.61	3,126.24
Liabilities no longer required written back	(23.14)	(66.25)
Finance costs	217.91	273.35
Loss/(profit) on sale of property, plant and equipment	(1.50)	0.53
Profit on redemption of mutual funds designated at FVTPL	(44.05)	(231.77)
Property, plant and equipment written off	59.10	286.29
Provision for doubtful debts	14.84	13.02
Interest income	(1,434.45)	(408.69)
<b>Operating cash flow before working capital changes</b>	<b>25,315.27</b>	<b>33,530.03</b>
<b>Changes in operating assets and liabilities</b>		
(Increase) / decrease in inventories	459.40	(6,460.32)
(Increase) / decrease in trade receivables	(209.70)	17,571.29
(Increase) / decrease in financial assets other than trade receivables	(5,412.24)	(3,793.17)
(Increase) / decrease in other current assets	(1,190.80)	(552.06)
(Increase) / decrease in other non current assets	(20.17)	(126.88)
Increase / (decrease) in trade payables	3,734.79	(13,072.30)
Increase / (decrease) in other financial liabilities	(805.03)	(994.82)
Increase / (decrease) in provisions	23.49	123.91
Increase / (decrease) in other current liabilities	(87.82)	96.88
Increase / (decrease) in other non current liabilities	(37.23)	(0.83)
Increase / (decrease) in other non current financial liabilities	6.35	7.19
(Increase) / decrease in current tax assets	154.37	(154.37)
Increase / (decrease) in current tax liabilities	(275.35)	(323.75)
<b>Cash generated from operations</b>	<b>21,655.33</b>	<b>25,850.79</b>
Direct taxes paid (net)	(4,650.00)	(7,150.00)
<b>Net cash flow from/(used in) operating activities</b>	<b>17,005.33</b>	<b>18,700.79</b>
<b>Cash flow from investing activities</b>		
(Increase)/decrease of property, plant and equipment including (increase)/decrease in capital work-in-progress	(22,128.58)	(7,648.16)
Increase in intangible assets under development	(191.59)	-
Proceeds from sale of property, plant and equipment	3.10	15.25
(Increase)/decrease in capital advances	(424.20)	(1,761.73)
Increase/(decrease) in capital creditors	658.36	(529.29)
Purchase of investments designated at FVTPL	-	(7,499.93)
Proceeds from sale of investments designated at FVTPL	6,275.74	1,500.00
Interest received	1,423.41	395.66
<b>Net cash flow from/(used in) investing activities</b>	<b>(14,383.77)</b>	<b>(15,528.19)</b>

## Standalone Statement of Cash Flows (Contd.)

for the year ended March 31, 2024

(All amounts are in ₹ Lakhs, except for share data or as otherwise stated)

Particulars	Year ended March 31, 2024	Year ended March 31, 2023
<b>Cash flow from financing activities</b>		
Dividend paid	(3,240.10)	(1,944.06)
Interest paid	(217.91)	(273.35)
<b>Net cash flow from/(used in) financing activities</b>	<b>(3,458.01)</b>	<b>(2,217.41)</b>
<b>Net increase/(decrease) in cash and cash equivalents</b>	<b>(836.45)</b>	<b>955.20</b>
<b>Cash and Cash equivalents at the beginning of the year</b>	<b>3,926.62</b>	<b>2,971.42</b>
<b>Cash and Cash equivalents at the end of the year</b>	<b>3,090.17</b>	<b>3,926.62</b>
<b>Reconciliation of Cash and Cash equivalents with the Balance Sheet</b>		
Cash and Cash equivalents as per Balance Sheet - Refer Note 10 of the standalone financial statements		
Balance with banks		
- in current accounts	672.52	43.04
- debit balance in cash credit accounts	1,561.61	1,872.64
Margin money deposit accounts	850.20	2,009.94
Cash on hand	5.84	1.00
<b>Cash and Cash equivalents at the end of the year</b>	<b>3,090.17</b>	<b>3,926.62</b>

Note : The above Statement of Cash Flows has been prepared under the indirect method as set out in the Indian Accounting Standard (Ind AS) 7 -

"Statement of Cash Flows".

Material accounting policies - 1.3

The accompanying notes are an integral part of the standalone financial statements

As per our report of even date

For **M.Anandam & Co.,**  
Chartered Accountants  
(Firm Regn No: 0001255)

**For and on behalf of Board of Directors**

Sd/-  
**M V Ranganath**  
Partner  
Membership No.028031  
Place : Hyderabad  
Date : 08-05-2024

Sd/-  
**A Prathap Reddy**  
Executive Chairman  
DIN 00003967  
Place : Hyderabad  
Date : 08-05-2024

Sd/-  
**A Srinivas Reddy**  
Whole Time Director & CFO  
DIN 03169721  
Place : Hyderabad  
Date : 08-05-2024

Sd/-  
**Lakhan Dargad**  
Company Secretary  
M No : A52571  
Place : Solapur  
Date : 08-05-2024



## Standalone Statement of Changes in Equity

for the year ended March 31, 2024

(All amounts are in ₹ Lakhs, except for share data or as otherwise stated)

I) Equity share capital						
Particulars	Amount					
Balance as at April 1, 2023	648.02					
Add: Changes in equity share capital due to prior period errors	-					
Changes in equity share capital during the year	-					
Balance as at March 31, 2024	648.02					
Balance as at April 1, 2022	648.02					
Add: Changes in equity share capital due to prior period errors	-					
Changes in equity share capital during the year	-					
Balance as at March 31, 2023	648.02					
II) Other equity						
Particulars	Reserves and Surplus					Total
	Securities Premium	Capital Reserve	State Subsidy	Retained Earnings	General Reserve	
Balance as at April 1, 2023	569.61	304.11	-	1,23,423.41	15,087.44	1,39,384.56
Profit for the year	-	-	-	17,130.41	-	17,130.41
Other comprehensive income/(loss)	-	-	-	(483.96)	-	(483.96)
Transfer to general reserve	-	-	-	(1,713.00)	1,713.00	-
Dividends paid	-	-	-	(3,240.10)	-	(3,240.10)
Balance as at March 31, 2024	569.61	304.11	-	1,35,116.76	16,800.44	1,52,790.92
Balance as at April 1, 2022	569.61	6.21	297.90	1,04,905.04	12,812.02	1,18,590.78
Profit for the year	-	-	-	22,754.22	-	22,754.22
Other comprehensive income/(loss)	-	-	-	(16.36)	-	(16.36)
Transfer to capital reserve		297.90	(297.90)	-	-	-
Transfer to general reserve	-		-	(2,275.42)	2,275.42	-
Dividends paid	-	-	-	(1,944.06)	-	(1,944.06)
Balance as at March 31, 2023	569.61	304.11	-	1,23,423.41	15,087.44	1,39,384.56

### Notes:

Refer note 16 for description of the nature and purpose of each reserve within other equity.

Material accounting policies - 1.3

The accompanying notes are an integral part of the standalone financial statements

As per our report of even date

For **M.Anandam & Co.,**  
Chartered Accountants  
(Firm Regn No: 000125S)

For and on behalf of Board of Directors

Sd/-  
**M V Ranganath**  
Partner  
Membership No.028031  
Place : Hyderabad  
Date : 08-05-2024

Sd/-  
**A Prathap Reddy**  
Executive Chairman  
DIN 00003967  
Place : Hyderabad  
Date : 08-05-2024

Sd/-  
**A Srinivas Reddy**  
Whole Time Director & CFO  
DIN 03169721  
Place : Hyderabad  
Date : 08-05-2024

Sd/-  
**Lakhan Dargad**  
Company Secretary  
M No : A52571  
Place : Solapur  
Date : 08-05-2024

## Notes Forming Part of the Standalone Financial Statements

for the year ended March 31, 2024

(All amounts are in ₹ Lakhs, except for share data or as otherwise stated)

### 1 MATERIAL ACCOUNTING POLICIES & OTHER INFORMATION

#### 1.1 Corporate Information

Balaji Amines Limited (BAL) is a Public Limited company incorporated in India under the provisions of the Companies Act 2013. The Company's registered office is located at Balaji Towers, No.9/1A/1, Hotgi Road, Aasara Chowk, Solapur, Maharastra - 413224. The equity shares of BAL are listed on the National Stock Exchange of India Limited (NSE) and BSE Limited (BSE), in India. BAL is engaged in manufacturing of speciality chemicals, aliphatics amines and derivatives. BAL has four manufacturing facilities, three plants at Tuljapur and Chincholi in Maharashtra and one at Medak, Telangana. BAL owns a Five Star Hotel in Solapur, Maharashtra.

#### 1.2 Basis of preparation and measurement

##### (i) Statement of compliance & Basis of preparation

The standalone financial statements have been prepared in accordance with the Indian Accounting Standards (Ind AS) as per the Companies (Indian Accounting Standards) Rules, 2015, as amended from time to time, notified under section 133 of the Companies Act, 2013, ("Act") and other relevant provisions of the Act.

The standalone financial statements have been prepared on a going concern basis. The accounting policies are applied consistently to all the periods presented in the financial statements except where a newly issued accounting standard is initially adopted or a revision to an existing accounting standard requires change in accounting policy hitherto in use.

The standalone financial statements were approved for issue by the Board of Directors on 8<sup>th</sup> May, 2024.

##### (ii) Functional and presentation currency

These standalone financial statements are presented in Indian Rupees (INR), which is also the Company's functional currency. All financial information presented in Indian rupees have been rounded-off to two decimal places to the nearest lakh except share data or as otherwise stated.

##### (iii) Basis of measurement

The standalone financial statements have been prepared on the historical cost basis except for the following items:

- Certain financial assets and liabilities : Measured at fair value
- Net defined benefit (asset)/ liability : Fair value of plan assets less present value of defined benefit obligations
- Borrowings : Amortised cost using effective interest rate method

#### (iv) Use of estimates and judgments

In preparation of the standalone financial statements, the Company makes judgements, estimates and assumptions about the carrying values of assets and liabilities that are not readily apparent from other sources. The estimates and the associated assumptions are based on historical experience and other factors that are considered to be relevant. Actual results may differ from these estimates. The estimates and the underlying assumptions are reviewed on an ongoing basis. Revisions to accounting estimates are recognised in the period in which the estimate is revised and future periods affected. The areas involving significant judgements and estimates are estimation of useful lives of property, plant and equipment and intangible assets, impairment of property, plant and equipment and intangible assets, provision for employee benefits and other provisions, contingent liabilities and recoverability of deferred tax assets.

#### Assumptions and estimation uncertainties

**Information about assumptions and estimation uncertainties that have a significant risk of resulting in a material adjustment within the next financial year are included in the following notes:**

determining an asset's expected useful life and the expected residual value at the end of its life;

Impairment of fixed assets;

measurement of defined benefit obligations: key actuarial assumptions;

recognition of tax expense including deferred tax

#### Measurement of fair values

Company accounting polices and disclosures require measurement of fair value for both financial and non-financial assets.

Fair value is the price that would be received to sell an asset or paid to transfer a liability in an orderly



## Notes Forming Part of the Standalone Financial Statements

for the year ended March 31, 2024

(All amounts are in ₹ Lakhs, except for share data or as otherwise stated)

transaction between market participants at the measurement date. The fair value measurement is based on the presumption that the transaction to sell the asset or transfer the liability takes place either:

- In the principal market for the asset or liability or
- In the absence of a principal market, in the most advantageous market for the asset or liability

The principal or the most advantageous market must be accessible by the Company. The fair value of an asset or a liability is measured using the assumptions that market participants would use when pricing the asset or liability, assuming that market participants act in their economic best interest.

The Company uses valuation techniques that are appropriate in the circumstances and for which sufficient data is available to measure fair value, maximizing the use of relevant observable inputs and minimizing the use of unobservable inputs.

Fair values are categorised into different levels in a fair value hierarchy based on the inputs used in the valuation techniques as follows.

Level 1: quoted prices (unadjusted) in active markets for identical assets or liabilities.

Level 2: inputs other than quoted prices included in Level 1 that are observable for the asset or liability, either directly (i.e. as prices) or indirectly (i.e. derived from prices).

Level 3: inputs for the asset or liability that are not based on observable market data (unobservable inputs).

When measuring the fair value of an asset or a liability, the Company uses observable market data as far as possible. If the inputs used to measure the fair value of an asset or a liability fall into different levels of the fair value hierarchy, then the fair value measurement is categorised in its entirety in the same level of the fair value hierarchy as the lowest level input that is significant to the entire measurement.

The Company recognises transfers between levels of the fair value hierarchy at the end of the reporting period during which the change has occurred.

Further information about the assumptions made in measuring fair values is included in the following notes:

### (v) Current and non-current classification:

Based on the time involved between the acquisition of assets for processing and their realisation in cash and cash equivalents, the company has ascertained its operating cycle as 12 months for the purpose of current or non-current classification of assets and liabilities in the Balance sheet.

### 1.3 Summary of significant accounting policies

#### A Revenue recognition

##### (i) Revenue from Amines Division

##### Revenue from contract with customers

Revenue is recognised when the performance obligations have been satisfied, which is once control of the goods and services are transferred from the Company to the customer. Revenue related to the sale of goods and services is recognised when the product or service is delivered to the destination specified by the customer, and the customer has gained control through their ability to direct the use of and obtain substantially all the benefits from the asset. Revenue is measured based on consideration specified in the contract with a customer which is measured at the fair value of the consideration received or receivable, net of returns and allowances, trade discounts and volume rebates and excludes amounts collected on behalf of third parties.

##### (ii) Revenue from Hotel Division

**Rooms, Food and Beverage and Banquets:** Revenue is recognised at the transaction price that is allocated to the performance obligation. Revenue includes room revenue, food and beverage sale and banquet services which is recognised once the rooms are occupied, food and beverages are sold and banquet services have been provided as per the contract with the customer. Advance, if any, received against room bookings are treated as a liability pending finalization of bill / provision of services.

**Space and shop rentals:** Rentals basically consists of rental revenue earned from letting of spaces for retails and office at the properties. These contracts for rentals are generally of short-term in nature. Revenue is recognised in the period in which services are being rendered.

##### (iii) Recognition of interest income and export benefits

Interest income is recognized on accrual basis taking into account the amount outstanding and rate applicable.

## Notes Forming Part of the Standalone Financial Statements

for the year ended March 31, 2024

(All amounts are in ₹ Lakhs, except for share data or as otherwise stated)

Rental income from investment properties is recognised on a straight line basis over the term of the relevant leases.

Export benefit entitlements are recognized in the statement of profit and loss, when right to receive such entitlement is established as per terms of the relevant scheme in respect of exports made and where there is no significant uncertainty regarding compliance with the terms and conditions of such scheme. Pending export obligation is recognised and disclosed as non-current liability in the Balance Sheet and transferred to the Statement of Profit and Loss upon satisfaction of obligation and where there is no significant uncertainty regarding compliance with the terms and conditions of such scheme.

### B Property, plant and equipment (PPE)

Property, plant and equipment acquired by the company are carried at acquisition cost less accumulated depreciation and accumulated impairment losses, if any. The acquisition cost for this purpose includes the purchase price (net of duties and taxes which are recoverable in future) and expenses directly attributable to the asset to bring it to the site and in the working condition for its intended use.

Subsequent costs are included in the asset's carrying amount or recognised as a separate asset, as appropriate, only when it is probable that future economic benefits associated with the item will flow to the company and the cost of the item can be measured reliably. All other repairs and maintenance are charged to statement of profit and loss during the reporting period in which they are incurred.

An item of property, plant and equipment is derecognized upon disposal or when no future economic benefits are expected to arise from its use. Difference between the sales proceeds and the carrying amount of the asset is recognized in the statement of profit and loss.

The catalyst is an asset that facilitates the process that increases the future economic benefits and output efficiency expected from the plant.

Land allotted by MIDC on long lease basis is treated as "Lease Hold Land" on the basis of possession leaser from MIDC (the Lessor), The one-time lump sum premium paid at the time of allotment is amortized over the period of the lease. i.e. 99-year lease for Unit III and 95-year lease for Unit IV.

### C Capital work-in-progress

Capital work-in-progress is carried at cost less impairment loss, if any. It comprises of property, plant and equipment that are not yet ready for their intended use at the reporting date.

### D Research and Development

Revenue expenditure on research is charged to Statement of profit and loss in the year in which it is incurred.

### E Investment Property

Investment property are the properties held to earn rentals and/or for capital appreciation (including property under construction for such purposes). Investment properties are measured initially at cost, including transaction costs. Subsequent to initial recognition, investment properties are measured at cost model which is in accordance with Ind AS 40.

An investment property is derecognised upon disposal or when the investment property is permanently withdrawn from use and no further economic benefits expected from disposal. Any gain or loss arising on derecognition of the property is included in profit or loss in the period in which the property is derecognised.

Depreciation on building is provided over it's useful life of 30 years using the Straight Line Method.

### F Depreciation and Amortisation

Depreciable amount for assets is the cost of an asset, or other amount substituted for cost, less its estimated residual value. Depreciation is recognised so as to write off the cost of assets (other than freehold land and properties under construction) less their residual values over their useful lives, using straight-line method as per the useful life prescribed in Schedule II to the Companies Act, 2013.

The Company reviews the residual value, useful lives and depreciation method annually and, if expectations differ from previous estimates, the change is accounted for as a change in accounting estimate on a prospective basis. An asset's carrying amount written down immediately to its recoverable amount if the asset's carrying amount is greater than its estimated recoverable amount.

Catalyst is depreciated over the useful life estimated by Management.



## Notes Forming Part of the Standalone Financial Statements

for the year ended March 31, 2024

### G Government grants and subsidies

Grants from the government are recognised where there is a reasonable assurance that the grant will be received and the Company will comply with all attached conditions.

### H Leases

#### As a Lessor:

Leases for which the Company is a lessor is classified as a finance or operating lease. Whenever the terms of the lease transfer substantially all the risks and rewards of ownership to the lessee, the contract is classified as a finance lease. All other leases are classified as operating leases.

When the Company is an intermediate lessor, it accounts for its interests in the head lease and the sublease separately. The sublease is classified as a finance or operating lease by reference to the right-of-use asset arising from the head lease.

Operating lease – Rentals payable under operating leases are charged to the statement of profit and loss on a straight line basis over the term of the relevant lease unless another systematic basis is more representative of the time pattern in which economic benefits from the leased assets are utilised.

### I Employee benefits:

#### Short-term employee benefits

Wages and salaries, including non-monetary benefits that are expected to be settled within 12 months after the end of the period in which the employees render the related service are recognised in respect of employees' services up to the end of the reporting period and are measured at the amounts expected to be paid when the liabilities are settled. The liabilities are presented as current employee benefit obligations in the balance sheet.

#### Defined benefit plan - Other long-term employee benefit obligations

The liabilities for earned leave is not expected to be settled wholly within 12 months after the end of the period in which the employees render the related service. They are therefore measured at the present value of expected future payments to be made in respect of services provided by employees up to the end of the reporting period using the projected unit credit method. The benefits are discounted using the market yields at the end of the reporting period that have terms approximating to the terms of the related obligations. Remeasurements as

(All amounts are in ₹ Lakhs, except for share data or as otherwise stated)

a result of the experience adjustments and changes in actuarial assumptions are recognized in profit or loss. The obligations are presented as current liabilities in the balance sheet if the entity does not have an unconditional right to defer settlement for at least twelve months after the reporting period, regardless of when the actual settlement is expected to occur.

#### Defined benefit plan - Gratuity obligation

The liability or assets recognized in the balance sheet in respect of gratuity plans is the present value of the defined benefit obligation at the end of the reporting period less the fair value of plan assets. The defined benefit obligation is calculated annually by actuaries using the projected unit credit method.

The present value of the defined benefit obligation is determined by discounting the estimated future cash outflows by reference to market yields at the end of the reporting period on government bonds that have terms approximating to the terms of the related obligation.

The net interest cost is calculated by applying the discount rate to the net balance of the defined benefit obligation and the fair value of plan assets. This cost is included in employee benefit expense in the statement of profit and loss.

Remeasurement gains and losses arising from experience adjustments and changes in actuarial assumptions are recognized in the period in which they occur, directly in other comprehensive income.

They are included in retained earnings in the statement of changes in equity and in the balance sheet.

Changes in the present value of the defined benefit obligation resulting from plan amendments or curtailments are recognized immediately in profit or loss. The gratuity liability is covered through a recognized Gratuity Fund managed by Life Insurance Corporation of India and the contributions made under the scheme are charged to Statement of Profit and Loss.

#### Defined contribution plans

Contributions to post employment benefit plans in the form of provident funds, employee state insurance scheme and pension scheme as per regulations are charged as an expense on accrual basis when employees have rendered the service. The Company has no further payment obligations once the contributions have been paid.

## Notes Forming Part of the Standalone Financial Statements

for the year ended March 31, 2024

(All amounts are in ₹ Lakhs, except for share data or as otherwise stated)

### J Tax expenses

Accounting treatment in respect of deferred taxation and current tax is in accordance with Indian Accounting Standard 12 (Ind AS 12) - "Income Taxes"

Tax expense for the year comprises current and deferred tax.

Current Tax is the amount of tax payable on the taxable income for the year as determined in accordance with the applicable tax rates and the provisions of the Income-tax Act, 1961 and other applicable tax laws that have been enacted or substantively enacted by the end of the reporting period.

Deferred tax is recognised on temporary differences between the carrying amounts of assets and liabilities in the standalone financial statements and the corresponding tax bases used in the computation of taxable profit. Deferred tax liabilities are generally recognised for all taxable temporary differences. Deferred tax assets are generally recognised for all deductible temporary differences to the extent that it is probable that taxable profits will be available against which those deductible temporary differences can be utilised. Such deferred tax assets and liabilities are not recognised if the temporary differences arise from the initial recognition (other than in a business combination) of assets and liabilities in a transaction that affects neither the taxable profit nor the accounting profit. In addition, deferred tax liabilities are not recognised if the temporary difference arises from the initial recognition of goodwill.

The carrying amount of deferred tax assets is reviewed at the end of each reporting period and reduced to the extent that it is no longer probable that sufficient taxable profits will be available to allow all or part of the asset to be recovered. Deferred tax assets and liabilities are measured at the tax rates that are expected to apply in the period in which the liability is settled or the asset realised, based on tax rates (and tax laws) that have been enacted or substantively enacted by the end of the reporting period.

Tax relating to items recognized directly in equity or other comprehensive income is recognised in equity or other comprehensive income and not in the Statement of Profit and Loss.

Deferred tax assets and liabilities are offset if there is a legally enforceable right to offset current tax liabilities and assets, and they are related to income taxes levied by the same tax authority, but they intend to settle current tax liabilities and assets on a net basis or their tax assets and liabilities will be realized simultaneously.

### K Inventories

Raw materials, packing materials, stores and spares, and other consumables are valued at cost or net realizable value, whichever is lower. Cost comprises of basic cost (net of GST, if any) and other costs incurred in bringing them to their respective present location and condition. Cost is determined on a First-in-First Out basis.

Work-in-Progress and finished goods are valued at cost or net realizable value, whichever is lower. Cost includes all direct costs and a proportion of other fixed manufacturing overheads based on normal operating capacity.

Food & Beverages:

Groceries and beverages are valued at cost which is determined on weighted average basis.

### L Cash and cash equivalents

Cash and cash equivalents in the balance sheet comprise cash at banks and on hand and short-term deposits with an original maturity of not more than three months, which are subject to an insignificant risk of changes in value.

### M Foreign Currency Transactions

The standalone financial statements of the Company are presented in Indian rupees, which is the functional currency of the Company and the presentation currency for the standalone financial statements. Transactions in foreign currencies are recorded at the exchange rates prevailing on the date of transaction. Foreign currency monetary assets and liabilities such as cash, receivables, payables, etc., are translated at year end exchange rates. Exchange differences arising on settlement of transactions and translation of monetary items are recognised as income or expense in the year in which they arise.

### N Earnings Per Share

Basic Earnings Per Share ('EPS') is computed by dividing the net profit attributable to the equity shareholders by the weighted average number of equity shares outstanding during the year. Diluted earnings per share is computed by dividing the net profit by the weighted average number of equity shares considered for deriving basic earnings per share and also the weighted average number of equity shares that could have been issued upon conversion of all dilutive potential equity shares. Dilutive potential equity shares are deemed converted as of the beginning of the year, unless issued at a later date. In computing diluted earnings per share, only potential equity shares that are dilutive and



## Notes Forming Part of the Standalone Financial Statements

for the year ended March 31, 2024

that either reduces earnings per share or increases loss per share are included.

### O Financial instruments

A financial instrument is any contract that gives rise to a Financial Asset of one entity and Financial liability or equity instrument of another entity.

#### (i) Initial measurement and recognition

Financial assets and financial liabilities are initially recognised when the Company becomes a party to the contractual provisions of the instrument. A financial asset or financial liability is initially measured at fair value plus, for an item not at fair value through profit and loss (FVTPL), transaction costs that are directly attributable to its acquisition or issue.

#### (ii) Classification and subsequent measurement

Financial assets

All financial assets except Trade receivables are initially measured at fair value plus, for an item not at fair value through profit and loss (FVTPL), transaction costs that are directly attributable to its acquisition or issue.

#### (iii) Subsequent measurement

For the purpose of subsequent measurement, financial assets are categorised as under:

- amortised cost;
- Fair Value through Other Comprehensive Income (FVOCI) – equity investment; or
- Fair Value Through Profit or Loss (FVTPL)

Financial assets are not reclassified subsequent to their initial recognition, except if and in the period the Company changes its business model for managing financial assets.

A financial asset is measured at amortised cost if it meets both of the following conditions and is not designated as at FVTPL:

- the asset is held within a business model whose objective is to hold assets to collect contractual cash flows; and
- the contractual terms of the financial asset give rise on specified dates to cash flows that are solely payments of principal and interest on the principal amount outstanding.

On initial recognition of an equity investment that is not held for trading, the Company may irrevocably elect to present subsequent changes in the investment's fair value in OCI (designated as FVOCI – equity investment). This election

(All amounts are in ₹ Lakhs, except for share data or as otherwise stated)

is made on an investment-by-investment basis.

All financial assets not classified as measured at amortised cost or FVOCI as described above are measured at FVTPL. This includes all derivative financial assets. On initial recognition, the Company may irrevocably designate a financial asset that otherwise meets the requirements to be measured at amortised cost or at FVOCI as at FVTPL if doing so eliminates or significantly reduces an accounting mismatch that would otherwise arise.

Financial assets at FVTPL: These assets are subsequently measured at fair value. Net gains and losses, including any interest or dividend income, are recognised in profit or loss.

Financial assets at amortised cost : 'These assets are subsequently measured at amortised cost using the effective interest method. The amortised cost is reduced by impairment losses. Interest income, foreign exchange gains and losses and impairment are recognised in profit or loss. Any gain or loss on derecognition is recognised in profit or loss.

Equity investments at FVOCI: 'These assets are subsequently measured at fair value. Dividends are recognised as income in profit or loss unless the dividend clearly represents a recovery of part of the cost of the investment. Other net gains and losses are recognised in OCI and are not reclassified to profit or loss.

#### Financial Liabilities:

Financial liabilities are classified as measured at amortised cost or FVTPL. A financial liability is classified as at FVTPL if it is classified as held-for-trading, or it is a derivative or it is designated as such on initial recognition. Financial liabilities at FVTPL are measured at fair value and net gains and losses, including any interest expense, are recognised in statement of profit or loss. Other financial liabilities are subsequently measured at amortised cost using the effective interest method. Interest expense and foreign exchange gains and losses are recognised in statement of profit or loss.

#### Derecognition - Financial assets

A Financial asset is primarily derecognised when the right to receive the contractual cash flows in a transaction in which substantially all of the risks and rewards of ownership of the financial asset are transferred or in which the Company neither transfers nor retains substantially all of the risks and rewards of ownership and does not retain control of the financial asset.

## Notes Forming Part of the Standalone Financial Statements

for the year ended March 31, 2024

If the Company enters into transactions whereby it transfers assets recognised on its balance sheet, but retains either all or substantially all of the risks and rewards of the transferred assets, the transferred assets are not derecognised.

#### Derecognition - Financial liabilities

The Company derecognises a financial liability when its contractual obligations are discharged or cancelled, or expired.

The Company also derecognises a financial liability when its terms are modified and the cash flows under the modified terms are substantially different. In this case, a new financial liability based on the modified terms is recognised at fair value. The difference between the carrying amount of the financial liability extinguished and the new financial liability with modified terms is recognised in profit or loss.

#### Financial Instruments Offsetting

Financial assets and financial liabilities are offset and the net amount reported in the balance sheet if there is a currently and legally enforceable right to set off the amounts and it intends either to settle them on a net basis or to realise the asset and settle the liability simultaneously.

### P Provisions, Contingent liabilities and Contingent assets

The Company recognises provisions when there is present obligation as a result of past event and it is probable that

(All amounts are in ₹ Lakhs, except for share data or as otherwise stated)

there will be an outflow of resources and reliable estimate can be made of the amount of the obligation. If the effect of the time value of money is material, provisions are determined by discounting the expected future cash flows to net present value using an appropriate pre-tax discount rate that reflects current market assessments of the time value of money and, where appropriate, the risks specific to the liability. Unwinding of the discount is recognised in the Statement of Profit and Loss as a finance cost. Provisions are reviewed at each reporting date and are adjusted to the reflect the current best estimate. A present obligation that arises from past events where it is either not probable that an outflow of resources will be required to settle or a reliable estimate of the amount cannot be made, is disclosed as a contingent liability. Contingent Liabilities are also disclosed when there is a possible obligation arising from past events, the existence of which will be confirmed only by the occurrence or non-occurrence of one or more uncertain future events not wholly within the control of the Company. Contingent assets are not recognized in standalone financial statements since this may result in the recognition of income that may never be realised.

### Q Standards issued but not yet effective

There is no such notification applicable from April 1, 2024.



## Notes Forming Part of the Standalone Financial Statements

for the year ended March 31, 2024  
(All amounts are in ₹ Lakhs, except for share data or as otherwise stated)

### 2.1(a). Property, plant and equipment

Particulars	Gross carrying amount			Accumulated depreciation			Net carrying amount	
	As at April 1, 2023	Additions	Deletions	As at March 31, 2024	For the year April 1, 2023 to March 31, 2024	Disposals/ Adjustments	As at March 31, 2024	As at March 31, 2023
Freehold land	3,971.32	850.98	-	4,822.30	50.19	-	148.50	4,673.80
Leasehold land	1,893.06	155.80	-	2,048.87	18.34	-	68.53	1,980.33
Buildings	16,206.98	513.48	-	16,720.46	410.30	-	3,787.85	12,932.61
Plant and equipment	58,779.97	13,112.05	246.94	71,645.08	2,620.45	186.24	22,754.37	48,890.70
Plant and equipment - others	3,077.22	631.66	24.00	3,684.88	148.61	5.64	980.31	2,704.57
Furniture and fixtures	2,628.38	66.37	-	2,694.74	36.72	-	2,250.20	444.54
Office equipment	86.34	12.89	-	99.24	3.91	-	70.93	28.31
Computers	135.47	6.70	-	142.17	7.26	-	123.35	18.82
Vehicles	629.37	29.14	29.01	629.50	48.29	29.01	427.14	202.37
<b>TOTAL</b>	<b>87,408.11</b>	<b>15,379.07</b>	<b>299.95</b>	<b>1,02,487.23</b>	<b>3,344.08</b>	<b>220.89</b>	<b>30,611.18</b>	<b>71,876.05</b>

### 2.1(b). Property, plant and equipment

Particulars	Gross carrying amount			Accumulated depreciation			Net carrying amount	
	As at April 1, 2022	Additions	Deletions	As at March 31, 2023	For the year April 1, 2022 to March 31, 2023	On disposals	As at March 31, 2023	As at March 31, 2022
Freehold land	3,740.44	230.88	-	3,971.32	54.87	43.44	98.31	3,873.01
Leasehold land	1,779.63	113.43	-	1,893.06	31.79	18.41	50.20	1,842.87
Buildings	14,436.07	1,770.91	-	16,206.98	3,001.15	376.40	3,377.55	12,829.44
Plant and equipment	48,489.81	11,599.82	1,309.66	58,779.97	19,002.43	2,330.40	20,320.16	38,459.80
Plant and equipment - others	2,615.79	461.42	-	3,077.22	718.64	118.70	837.34	2,239.88
Furniture and fixtures	2,483.07	146.80	1.50	2,628.38	145.22	-	2,213.48	414.90
Office equipment	83.97	2.37	-	86.34	63.86	3.15	67.02	19.33
Computers	128.85	6.62	-	135.47	109.59	6.50	116.08	19.38
Vehicles	676.24	-	46.87	629.37	382.38	64.74	407.86	221.51
<b>TOTAL</b>	<b>74,433.88</b>	<b>14,332.26</b>	<b>1,358.03</b>	<b>87,408.11</b>	<b>25,432.97</b>	<b>3,106.95</b>	<b>27,487.99</b>	<b>59,920.12</b>

## Notes Forming Part of the Standalone Financial Statements

for the year ended March 31, 2024

(All amounts are in ₹ Lakhs, except for share data or as otherwise stated)

### 2.1(c). Disclosures relating to operating leases

The undiscounted minimum lease payments to be received over the remaining non-cancellable term on an annual basis are as follows:

Term	As at March 31, 2024	As at March 31, 2023
1 <sup>st</sup> year	111.37	190.64
2 <sup>nd</sup> year	52.60	193.54
3 <sup>rd</sup> year	36.96	90.69
4 <sup>th</sup> year	10.60	23.81
5 <sup>th</sup> year	-	5.95
Beyond 5 years	-	-

### 2.2(a). Capital work-in-progress

Particular	As at March 31, 2024				As at March 31, 2023			
	As at April 1, 2023	Additions	Deletions	As at March 31, 2024	As at April 1, 2022	Additions	Deletions	As at March 31, 2023
Projects in Progress	7,373.99	20,643.13	13,875.25	14,141.88	14,093.58	5,776.50	12,496.08	7,373.99

### 2.2(b). Capital work-in-progress ageing schedule

Particulars	As at March 31, 2024					As at March 31, 2023				
	Amount in CWIP for a period of					Amount in CWIP for a period of				
	Less than 1 Year	1-2 Years	2-3 Years	More Than 3 Years	Total	Less than 1 Year	1-2 Years	2-3 Years	More Than 3 Years	Total
Projects in progress	12,107.19	2,034.68	-	-	14,141.88	4,897.69	1,459.07	543.16	474.07	7,373.99

### 2.2(c) Expenditure during construction period (included in capital work-in-progress)\

Particulars	As at March 31, 2024	As at March 31, 2023
<b>Balance brought forward (A)</b>	53.01	4.51
<b>Expenditure incurred during the year</b>		
Employee benefits expense	108.50	26.64
Power and fuel	115.99	6.65
Rates and taxes	8.75	7.00
Professional, consultancy and legal expenses	19.31	14.22
Testing Charges	0.63	-
Water Charges	30.60	-
<b>Total expenditure during construction period (B)</b>	283.77	54.51
Less : Turnover (C)	-	-
Less : Stocks of finished goods out of trial run production (D)	-	-
<b>Total (A+B-C-D)</b>	<b>336.78</b>	<b>59.02</b>
Allocated to property, plant and equipment	116.09	6.01
Balance carried forward	220.69	53.01

## Notes Forming Part of the Standalone Financial Statements

for the year ended March 31, 2024

(All amounts are in ₹ Lakhs, except for share data or as otherwise stated)

### 2.3. Intangible assets under development ageing schedule

Particulars	As at March 31, 2024				As at March 31, 2023				
	Amount in Intangible assets under development for a period of				Amount in Intangible assets under development for a period of				
	Less than 1 Year	1-2 Years	2-3 Years	More Than 3 Years	Less than 1 Year	1-2 Years	2-3 Years	More Than 3 Years	Total
Projects in progress	191.59	-	-	-	191.59	-	-	-	-

### 3.a Investment property

Particulars	Gross carrying amount			Accumulated depreciation			Net carrying amount			
	As at April 1, 2023	Additions	Deletions	As at March 31, 2024	As at April 1, 2023	For the year	Disposals /Adjustments	As at March 31, 2024	As at March 31, 2024	As at March 31, 2023
Land	163.31	-	-	163.31	-	-	-	-	163.31	163.31
Building	616.98	-	-	616.98	258.25	20.54	-	278.79	338.19	358.73
<b>Total</b>	<b>780.29</b>	<b>-</b>	<b>-</b>	<b>780.29</b>	<b>258.25</b>	<b>20.54</b>	<b>-</b>	<b>278.79</b>	<b>501.50</b>	<b>522.04</b>

### 3.b Investment property

Particulars	Gross carrying amount			Accumulated depreciation			Net carrying amount			
	As at April 1, 2022	Additions	Deletions	As at March 31, 2023	As at April 1, 2022	For the year	Disposals /Adjustments	As at March 31, 2023	As at March 31, 2023	As at March 31, 2022
Land	163.31	-	-	163.31	-	-	-	-	163.31	163.31
Building	577.48	39.51	-	616.98	238.96	19.29	-	258.25	358.73	338.52
<b>Total</b>	<b>740.78</b>	<b>39.51</b>	<b>-</b>	<b>780.29</b>	<b>238.96</b>	<b>19.29</b>	<b>-</b>	<b>258.25</b>	<b>522.04</b>	<b>501.82</b>

### Disclosures under Ind AS 40

Particulars	March 31, 2024	March 31, 2023
Rental income from investment property	155.24	140.71
Less: Direct operating expenses (Repair, maintenance and insurance)	2.11	2.14
<b>Income/(Loss) from Investment property (net)</b>	<b>153.13</b>	<b>138.57</b>

The fair value of the Investment property is Rs. 7,057.00 Lakhs (P.Y.Rs. 7,017.00 Lakhs) as at March 31, 2024.

**Notes:** For property, plant and equipment secured against borrowings, refer note 39(b) of the standalone financial statements.

The Company has no restrictions on the disposal of its investment properties and no contractual obligations to purchase, construct or develop investment properties or for repairs, maintenance and enhancements.

## Notes Forming Part of the Standalone Financial Statements

for the year ended March 31, 2024

(All amounts are in ₹ Lakhs, except for share data or as otherwise stated)

### 4. Investments (non-current)

Particulars	As at March 31, 2024	As at March 31, 2023
<b>Unquoted - Fully paid up</b>		
Investments at amortised cost		
Investments in equity instruments		
In subsidiary company		
Balaji Speciality Chemicals Limited	6,600.00	6,600.00
(11,00,00,000 (P.Y.11,00,00,000) equity shares of Rs 2/- each		
Investments designated at fair value through profit or loss (FVTPL)		
Investments in others		
National Savings Certificate	0.10	0.10
<b>Total</b>	<b>6,600.10</b>	<b>6,600.10</b>
Aggregate amount of quoted investments	-	-
Aggregate amount of unquoted investments	6,600.10	6,600.10
Aggregate amount of impairment in the value of investments	-	-

### 5. Other financial assets (non-current)

Particulars	As at March 31, 2024	As at March 31, 2023
Margin money deposits against bank guarantee	44.28	67.99
Security deposits with government companies and others	537.87	407.18
<b>Total</b>	<b>582.15</b>	<b>475.17</b>

### 6. Other non-current assets

Particulars	As at March 31, 2024	As at March 31, 2023
Prepaid expenses	56.34	48.89
Capital advances	2,652.56	2,228.37
Taxes paid under protest	403.11	377.58
Income tax refund receivable	207.74	220.56
<b>Total</b>	<b>3,319.76</b>	<b>2,875.40</b>

### 7. Inventories

Particulars	As at March 31, 2024	As at March 31, 2023
<b>(Valued at lower of cost and net realisable value)</b>		
Raw materials (includes materials in transit of Rs. 3,322.22 lakhs; P.Y. Rs. 1,450.31 lakhs)	13,223.01	15,112.83
Work-in-progress	1,526.55	1,592.08
Finished goods (including stock in transit Rs. 535.40 lakhs; P.Y. Rs. 1,216.30 lakhs)	9,164.91	7,805.55
Stores and spares	1,046.17	979.28
Packing materials	245.98	304.06
Fuel and others	976.50	831.14
Housekeeping and kitchen stewarding	51.81	56.84
Food & beverages	29.10	41.66
<b>Total</b>	<b>26,264.03</b>	<b>26,723.44</b>

7.1 For inventories secured against borrowings, refer note 39(b) to the standalone financial statements.



## Notes Forming Part of the Standalone Financial Statements

for the year ended March 31, 2024

(All amounts are in ₹ Lakhs, except for share data or as otherwise stated)

### 8. Investments

Particulars	As at March 31, 2024	As at March 31, 2023
<b>Investments designated at fair value through profit or loss (FVTPL)</b>		
<b>Unquoted - Fully paid up</b>		
Sundaram Liquid Fund (Regular Plan Growth -LFGP)	-	6,231.69
(CY Nil (P.Y 3,16,031.582) units at CY Nil (P.Y. NAV of Rs 1,971.8572/- each)		
<b>Total</b>	<b>-</b>	<b>6,231.69</b>
<b>Aggregate amount of quoted investments</b>	<b>-</b>	<b>-</b>
<b>Aggregate amount of unquoted investments</b>	<b>-</b>	<b>6,231.69</b>
<b>Aggregate amount of impairment in the value of investments</b>	<b>-</b>	<b>-</b>

### 9. Trade receivables

Particulars	As at March 31, 2024	As at March 31, 2023
Unsecured, considered good*	26,223.75	26,028.89
<b>Total</b>	<b>26,223.75</b>	<b>26,028.89</b>

\* Includes amount receivable from related parties (refer note 37).

9.1 For Trade receivables secured against borrowings, refer note 39(b) of the standalone financial statements

9.2 For Company's exposure to the market risk and credit risk, refer note 40 of the standalone financial statements

9.3 Trade receivables are non-interest bearing and generally on credit term of 7 to 90 days.

#### Trade Receivables ageing schedule

As at March 31, 2024

Particulars	Not Due	Outstanding for following periods from due date of payment					Total
		Less than 6 months	6 months - 1 year	1 - 2 years	2 - 3 years	More than 3 years	
(i) Undisputed Trade receivables – considered good	22,964.22	3,223.27	30.20	3.54	0.10	0.44	26,221.76
(ii) Undisputed Trade receivables – which have significant increase in credit risk	-	-	-	-	-	-	-
(iii) Undisputed Trade receivables – credit impaired	-	-	-	-	-	-	-
(iv) Disputed Trade receivables– considered good	-	-	-	-	-	1.99	1.99
(v) Disputed Trade receivables – which have significant increase in credit risk	-	-	-	-	-	-	-
(vi) Disputed Trade receivables – credit impaired	-	-	-	-	-	-	-
(vii) Expected credit loss rate#	-	-	-	-	-	-	-
(viii) Expected credit loss	-	-	-	-	-	-	-
<b>Total</b>	<b>22,964.22</b>	<b>3,223.27</b>	<b>30.20</b>	<b>3.54</b>	<b>0.10</b>	<b>2.43</b>	<b>26,223.75</b>

# The Company has not accounted for expected losses as it has no defaults in payments from the customers in the earlier years.

## Notes Forming Part of the Standalone Financial Statements

for the year ended March 31, 2024

(All amounts are in ₹ Lakhs, except for share data or as otherwise stated)

As at March 31, 2023

Particulars	Not Due	Outstanding for following periods from due date of payment					Total
		Less than 6 months	6 months - 1 year	1 - 2 years	2 - 3 years	More than 3 years	
(i) Undisputed Trade receivables – considered good	23,200.99	2,823.19	2.08	0.20	0.44	-	26,026.90
(ii) Undisputed Trade receivables – which have significant increase in credit risk	-	-	-	-	-	-	-
(iii) Undisputed Trade receivables – credit impaired	-	-	-	-	-	-	-
(iv) Disputed Trade receivables– considered good	-	-	-	-	1.99	-	1.99
(v) Disputed Trade receivables – which have significant increase in credit risk	-	-	-	-	-	-	-
(vi) Disputed Trade receivables – credit impaired	-	-	-	-	-	-	-
(vii) Expected credit loss rate#	-	-	-	-	-	-	-
(viii) Expected credit loss	-	-	-	-	-	-	-
<b>Total</b>	<b>23,200.99</b>	<b>2,823.19</b>	<b>2.08</b>	<b>0.20</b>	<b>2.43</b>	<b>-</b>	<b>26,028.89</b>

# The Company has not accounted for expected losses as it has no defaults in payments from the customers in the earlier years.

### 10. Cash and cash equivalents

Particulars	As at March 31, 2024	As at March 31, 2023
<b>a) Balances with banks</b>		
- in current accounts	672.52	43.04
- debit balance in cash credit accounts	1,561.61	1,872.64
- in deposit accounts	850.20	2,009.94
<b>b) Cash on hand</b>	5.84	1.00
<b>Total</b>	<b>3,090.17</b>	<b>3,926.62</b>

### 11. Other bank balances

Particulars	As at March 31, 2024	As at March 31, 2023
<b>Balances with banks</b>		
Term deposits with original maturity between three to twelve months (includes interest accrued)	16,802.52	12,140.23
<b>Earmarked balances with banks</b>		
Margin money deposit accounts	679.79	4.16
<b>Total</b>	<b>17,482.31</b>	<b>12,144.39</b>

### 12. Other financial assets (current)

Particulars	As at March 31, 2024	As at March 31, 2023
Interest accrued and due on deposits and others	24.07	13.03
Other receivables	-	32.66
<b>Total</b>	<b>24.07</b>	<b>45.69</b>

## Notes Forming Part of the Standalone Financial Statements

for the year ended March 31, 2024

(All amounts are in ₹ Lakhs, except for share data or as otherwise stated)

### 13. Current tax assets (net)

Particulars	As at March 31, 2024	As at March 31, 2023
Advance tax and TDS receivable	-	7,377.31
Less: Provision for tax	-	(7,222.94)
<b>Total</b>	<b>-</b>	<b>154.37</b>

### 14. Other current assets

Particulars	As at March 31, 2024	As at March 31, 2023
Prepaid expenses	202.87	263.26
Advances to suppliers	703.43	841.11
Employee advances	9.34	6.97
Balances with Revenue Authorities	1,416.60	844.64
Export benefits receivable	20.44	72.96
Incentive receivable from government	914.86	80.60
Others*	64.51	31.72
Less : Provision	(31.72)	(31.72)
<b>Total</b>	<b>3,300.34</b>	<b>2,109.53</b>

\*The company had an arrangement for supply of coal in specified consignments on a periodic basis. Few consignments aggregating to Rs 31.71 lakhs were misappropriated, while in transit, by 2 employees of the company during the year ended March 31, 2015. The services of the said employees were terminated in that year itself and legal action against initiated on these employees including action for the recovery of the above-mentioned amounts. Pending recovery, the amounts have been fully provided for.

### 15. Equity share capital

Particulars	As at March 31, 2024	As at March 31, 2023
<b>AUTHORIZED</b>		
22,75,00,000 (P.Y. 22,75,00,000) equity shares of Rs. 2/- each	4,550.00	4,550.00
<b>Total</b>	<b>4,550.00</b>	<b>4,550.00</b>
<b>ISSUED, SUBSCRIBED &amp; PAID-UP CAPITAL</b>		
3,24,01,000 (P.Y. 3,24,01,000) equity shares of Rs. 2/- each, fully paid up	648.02	648.02
<b>Total</b>	<b>648.02</b>	<b>648.02</b>

#### (A) Movement in equity share capital:

Particulars	No of Shares	Amount
<b>Balance at April 1, 2022</b>	<b>3,24,01,000</b>	<b>648.02</b>
Movement during the year	-	-
<b>Balance at March 31, 2023</b>	<b>3,24,01,000</b>	<b>648.02</b>
Movement during the year	-	-
<b>Balance at March 31, 2024</b>	<b>3,24,01,000</b>	<b>648.02</b>

## Notes Forming Part of the Standalone Financial Statements

for the year ended March 31, 2024

(All amounts are in ₹ Lakhs, except for share data or as otherwise stated)

### (B) Details of shareholders holding more than 5% shares in the company

Name of the shareholder	As at March 31, 2024		As at March 31, 2023	
	No. of Shares	% holding	No. of Shares	% holding
Ande Prathap Reddy	49,69,709	15.34	49,69,709.00	15.34
APR Holdings and Investments LLP	47,74,720	14.74	47,74,720.00	14.74
Ande Shakunthala Devi	19,63,049	6.06	19,63,049.00	6.06
Ande Srinivas Reddy	16,94,097	5.23	16,94,097.00	5.23

### (C) Terms/Rights attached to equity shares

The company has only one class of equity shares having a face value of Rs. 2/- each (P.Y Rs. 2/- each). Each holder of equity shares is entitled to one vote per share. The dividend proposed by the Board of Directors is subject to the approval of the shareholders in the ensuing Annual General Meeting, except in case of interim dividend. In the event of liquidation of the company, the equity shareholders will be entitled to receive remaining assets of the company, after distribution of all preferential amounts. The distribution will be in proportion to the number of equity shares held by the shareholders.

### (D) (i) Shareholding of promoters as at March 31, 2024

Name of the promoter	No. of shares	% of total shares	% change during the year
Ande Prathap Reddy	49,69,709	15.34	-
Dundurapu Ram Reddy	4,74,855	1.47	-
Rajeshwar Reddy Nomula	5,94,993	1.84	-
Hemanth Reddy Gaddam	7,18,803	2.22	-
Ande Srinivas Reddy	16,94,097	5.23	-
<b>Total</b>	<b>84,52,457</b>	<b>26.10</b>	<b>-</b>

### (ii) Shareholding of promoters at the end of March 31, 2023

Name of the promoter	No. of shares	% of total shares	% change during the year
Ande Prathap Reddy	49,69,709	15.34	-
Dundurapu Ram Reddy	4,74,855	1.47	0.01
Rajeshwar Reddy Nomula	5,94,993	1.84	-
Hemanth Reddy Gaddam	7,18,803	2.22	-
Ande Srinivas Reddy	16,94,097	5.23	-
<b>Total</b>	<b>84,52,457</b>	<b>26.10</b>	<b>0.01</b>

### 16. Other equity

Particulars	As at March 31, 2024	As at March 31, 2023
<b>Reserves and surplus</b>		
Securities premium	569.61	569.61
Capital reserve	304.11	304.11
State subsidy	-	-
Retained earnings	1,35,116.76	1,23,423.41
General reserve	16,800.44	15,087.44
<b>Total</b>	<b>1,52,790.92</b>	<b>1,39,384.56</b>



## Notes Forming Part of the Standalone Financial Statements

for the year ended March 31, 2024

(All amounts are in ₹ Lakhs, except for share data or as otherwise stated)

### Securities premium

Particulars	As at March 31, 2024	As at March 31, 2023
Opening balance	569.61	569.61
Additions during the year	-	-
Deductions/adjustments during the year	-	-
<b>Closing balance</b>	<b>569.61</b>	<b>569.61</b>

### Capital reserve

Particulars	As at March 31, 2024	As at March 31, 2023
Opening balance	304.11	6.21
Additions during the year	-	297.90
<b>Closing balance</b>	<b>304.11</b>	<b>304.11</b>

### State subsidy

Particulars	As at March 31, 2024	As at March 31, 2023
Opening balance	-	297.90
Additions during the year	-	-
Deductions/adjustments during the year	-	(297.90)
<b>Closing balance</b>	<b>-</b>	<b>-</b>

### Retained earnings

Particulars	As at March 31, 2024	As at March 31, 2023
Opening balance	1,23,423.41	1,04,905.04
Add : Profit for the year	17,130.41	22,754.22
Add : Other comprehensive income - Remeasurement of defined benefit plans (net of tax)	(483.96)	(16.36)
Less : Transfer to general reserve	(1,713.00)	(2,275.42)
Less : Dividend paid	(3,240.10)	(1,944.06)
<b>Closing balance</b>	<b>1,35,116.76</b>	<b>1,23,423.41</b>

### General reserve

Particulars	As at March 31, 2024	As at March 31, 2023
Opening balance	15,087.44	12,812.02
Additions during the year	1,713.00	2,275.42
<b>Closing balance</b>	<b>16,800.44</b>	<b>15,087.44</b>

### Nature and purpose of other reserves

#### (i) Securities premium

Securities premium is used to record the premium on issue of shares. The reserve can be utilized in accordance with the provisions of the Companies Act, 2013.

## Notes Forming Part of the Standalone Financial Statements

for the year ended March 31, 2024

(All amounts are in ₹ Lakhs, except for share data or as otherwise stated)

### (ii) Capital reserve

Capital reserve includes transfer of forfeited shares and state subsidy. The reserve is utilised in accordance with the provisions of the Companies Act, 2013

### (iii) Retained earnings

This reserve represents the cumulative profits of the Company and effects of the remeasurement of defined benefit obligations. The reserve is utilised in accordance with the provisions of the Companies Act, 2013

### (iv) General Reserve

This reserve is used to record the transfers made from the retained earnings and was made on account of the requirements of the Companies Act, 2013 for payment of dividends. General reserve is used for strengthening the financial position and meeting future contingencies and losses.

### 17. Other financial liabilities (non-current)

Particulars	As at March 31, 2024	As at March 31, 2023
Rental deposits	106.49	100.14
<b>Total</b>	<b>106.49</b>	<b>100.14</b>

### 18. Provisions (non-current)

Particulars	As at March 31, 2024	As at March 31, 2023
<b>Provision for employee benefits</b>		
Leave encashment	149.38	102.26
Gratuity	183.35	-
<b>Others</b>	<b>93.35</b>	<b>78.51</b>
<b>Total</b>	<b>426.08</b>	<b>180.76</b>

### Movement in Other provisions

Particulars	As at March 31, 2024	As at March 31, 2023
Opening balance	78.51	65.49
Add : Provision created during the year	14.84	13.02
<b>Closing balance</b>	<b>93.35</b>	<b>78.51</b>

Other Provisions represents reserve for bad and doubtful debts for the hotel segment created pursuant to the agreement with the Hotel Operator at 0.5% of the Gross Operating Income.

### 19. Deferred tax liabilities (net)

Particulars	As at March 31, 2024	As at March 31, 2023
(i) Deferred tax liabilities on account of:		
Depreciation expenses	6,780.22	5,858.62
Expenses allowable on payment basis	-	32.00
(ii) Deferred tax assets on account of:		
Expenses allowable on payment basis	(37.00)	-
Provision for doubtful debts	(23.49)	-
<b>Deferred tax liabilities (net)</b>	<b>6,719.73</b>	<b>5,890.62</b>

## Notes Forming Part of the Standalone Financial Statements

for the year ended March 31, 2024

(All amounts are in ₹ Lakhs, except for share data or as otherwise stated)

### Movement in deferred tax liabilities (net)

Particulars	Depreciation expenses	Expenses allowable on payment basis	Provision for doubtful debts	Total
<b>As at April 1, 2023</b>	5,858.62	32.00	-	5,890.62
<b>(Charged )/Credited</b>				
to Statement of profit and loss	921.60	(69.00)	(23.49)	829.10
to Other comprehensive income	-	-	-	-
<b>As at March 31, 2024</b>	6,780.22	(37.00)	(23.49)	6,719.73

Particulars	Depreciation expenses	Expenses allowable on payment basis	Provision for doubtful debts	Total
<b>As at April 1, 2022</b>	5,262.49	-	-	5,262.49
<b>(Charged )/Credited</b>				
to Statement of profit and loss	596.14	32.00	-	628.14
to Other comprehensive income	-	-	-	-
<b>As at March 31, 2023</b>	<b>5,858.62</b>	<b>32.00</b>	-	<b>5,890.62</b>

### 20. Other liabilities (non-current)

Particulars	As at March 31, 2024	As at March 31, 2023
Deferred revenue export benefits	59.82	97.04
<b>Total</b>	<b>59.82</b>	<b>97.04</b>

Note: The Company has imported capital equipment under Export Promotion Capital Goods Scheme (EPCG) under the Foreign Trade Policy 2015-2020. This balance represents the duty saved on import under EPCG scheme against which the Company has to fulfill export obligations as per the terms of the scheme.

### 21. Trade payables

Particulars	As at March 31, 2024	As at March 31, 2023
Dues to micro enterprises and small enterprises	1,917.95	1,023.81
Dues to creditors other than micro enterprises and small enterprises*	5,382.40	2,564.88
<b>Total</b>	<b>7,300.35</b>	<b>3,588.69</b>

\*Includes amounts payable to related parties (refer note 37)

#### 21.1 Disclosures required under Section 22 of the Micro, Small and Medium Enterprises Development Act, 2006

Particulars	As at March 31, 2024	As at March 31, 2023
i) Principal amount and the interest due thereon remaining unpaid to each supplier at the end of accounting year		
Principal amount	1,917.95	1,023.81
Interest due	-	-
ii) Amount of interest paid by the Company under MSMED Act, 2006 along with the amounts of the payment made to the supplier beyond the appointed day during the accounting year	-	-
iii) Amount of interest due and payable for the period of delay in making payment (which has been paid but beyond the appointed day during the year) but without adding the interest specified under the MSMED Act, 2006.	-	-

## Notes Forming Part of the Standalone Financial Statements

for the year ended March 31, 2024

(All amounts are in ₹ Lakhs, except for share data or as otherwise stated)

Particulars	As at March 31, 2024	As at March 31, 2023
iv) Amount of interest accrued and remaining unpaid at the end of accounting year	-	-
v) Amount of further interest remaining due and payable even in the succeeding year, until such date when the interest dues as above are actually paid to the small enterprises, for the purpose of disallowance of a deductible expenditure under section 23 of MSMED Act, 2006.	-	-

Note: Dues to micro enterprises and small enterprises have been determined to the extent such parties have been identified on the basis of information collected by the management.

### Trade payables ageing schedule as at March 31, 2024

Particulars	Outstanding for following periods from due date of payment					Unbilled	Total
	Not Due	Less than 1 year	1-2 years	2-3 years	More than 3 years		
(i) MSME #	2,228.26	0.01	-	-	-	-	2,228.27
(ii) Others	1,331.71	3,264.85	5.11	0.20	8.08	462.13	5,072.08
(iii) Disputed dues - MSME	-	-	-	-	-	-	-
(iv) Disputed dues - Others	-	-	-	-	-	-	-
<b>Total</b>	<b>3,559.97</b>	<b>3,264.85</b>	<b>5.11</b>	<b>0.20</b>	<b>8.08</b>	<b>462.13</b>	<b>7,300.35</b>

# includes dues to medium enterprises

### Trade payables ageing schedule as at March 31, 2023

Particulars	Outstanding for following periods from due date of payment					Unbilled	Total
	Not Due	Less than 1 year	1-2 years	2-3 years	More than 3 years		
(i) MSME	1,023.81	-	-	-	-	-	1,023.81
(ii) Others	1,290.79	890.39	8.77	4.81	11.08	359.04	2,564.88
(iii) Disputed Dues - MSME	-	-	-	-	-	-	-
(iv) Disputed Dues - Others	-	-	-	-	-	-	-
<b>Total</b>	<b>2,314.60</b>	<b>890.39</b>	<b>8.77</b>	<b>4.81</b>	<b>11.08</b>	<b>359.04</b>	<b>3,588.69</b>

### 22. Other financial liabilities (current)

Particulars	As at March 31, 2024	As at March 31, 2023
Salaries payable	2,756.34	3,478.26
Other recoveries payable	67.93	65.69
Security deposits	117.55	202.90
Creditors for capital goods	1,555.50	897.14
<b>Total</b>	<b>4,497.32</b>	<b>4,643.99</b>



## Notes Forming Part of the Standalone Financial Statements

for the year ended March 31, 2024

(All amounts are in ₹ Lakhs, except for share data or as otherwise stated)

### 23. Other current liabilities

Particulars	As at March 31, 2024	As at March 31, 2023
Advances from customers	293.69	252.11
Statutory liabilities	191.09	312.16
Export obligation under advance authorisation scheme	-	8.34
<b>Total</b>	<b>484.78</b>	<b>572.60</b>

### 24. Provisions (current)

Particulars	As at March 31, 2024	As at March 31, 2023
<b>Provision for employee benefits</b>		
Leave encashment	41.19	24.99
Gratuity	245.94	-
<b>Total</b>	<b>287.13</b>	<b>24.99</b>

### 25. Current tax liabilities (net)

Particulars	As at March 31, 2024	As at March 31, 2023
Provision for tax (net of advance tax)	277.09	-
<b>Total</b>	<b>277.09</b>	<b>-</b>

### 26. Revenue from operations

Particulars	Year ended March 31, 2024	Year ended March 31, 2023
<b>Sale of products</b>		
Sale of aliphatic amines, speciality chemicals and derivatives of amines	1,29,145.00	1,68,790.73
<b>Sale of services</b>		
Rooms, restaurants, banquets and other services	2,947.70	2,576.58
<b>Other operating revenues</b>		
Scrap sales	53.63	134.47
Service Income	310.28	601.51
Incentive from government	847.67	127.72
Export incentives	480.17	397.30
<b>Total Revenue from operations</b>	<b>1,33,784.44</b>	<b>1,72,628.31</b>

## Notes Forming Part of the Standalone Financial Statements

for the year ended March 31, 2024

(All amounts are in ₹ Lakhs, except for share data or as otherwise stated)

### 27. Other income

Particulars	Year ended March 31, 2024	Year ended March 31, 2023
Interest income on bank deposits and others at amortised cost	1,434.45	315.23
Liabilities no longer required written back	23.14	66.25
Profit on redemption of mutual funds designated at FVTPL (Net)	44.05	231.77
Profit on sale of property, plant and equipment (net)	1.50	-
Foreign exchange gain (net)	314.55	-
Rental income	222.61	203.01
Interest on loan to subsidiary company carried at amortised cost	-	93.46
Insurance claims received	31.76	61.65
Trademarks and franchise income	0.50	-
Miscellaneous income	16.98	4.28
<b>Total</b>	<b>2,089.55</b>	<b>975.65</b>

### 28. Cost of materials consumed

Particulars	Year ended March 31, 2024	Year ended March 31, 2023
Opening Stock	13,834.66	6,138.28
Add: Purchases	72,991.34	1,09,219.36
Less: Closing Stock	9,981.70	13,834.66
<b>Total</b>	<b>76,844.30</b>	<b>1,01,522.98</b>

### 29. Changes in inventories of work-in-progress and finished goods

Particulars	Year ended March 31, 2024	Year ended March 31, 2023
<b>Opening inventories</b>		
Finished goods	7,805.55	6,113.59
Work-in-progress	1,592.08	2,271.79
<b>(A)</b>	<b>9,397.63</b>	<b>8,385.38</b>
<b>Closing inventories</b>		
Finished goods	9,164.91	7,805.55
Work-in-progress	1,526.55	1,592.08
<b>(B)</b>	<b>10,691.46</b>	<b>9,397.63</b>
<b>Total (A-B)</b>	<b>(1,293.84)</b>	<b>(1,012.24)</b>

### 30. Employee benefits expense

Particulars	Year ended March 31, 2024	Year ended March 31, 2023
Salaries, wages and bonus	6,407.28	7,225.74
Contribution to provident and other funds	696.81	724.67
Staff welfare expenses	131.11	74.62
<b>Total</b>	<b>7,235.19</b>	<b>8,025.04</b>

## Notes Forming Part of the Standalone Financial Statements

for the year ended March 31, 2024 (All amounts are in ₹ Lakhs, except for share data or as otherwise stated)

### 31. Finance costs

Particulars	Year ended March 31, 2024	Year ended March 31, 2023
Interest on borrowings	51.54	3.38
Interest on shortfall in payment of advance tax	-	12.80
Other borrowing costs	166.37	257.17
<b>Total</b>	<b>217.91</b>	<b>273.35</b>

### 32. Depreciation

Particulars	Year ended March 31, 2024	Year ended March 31, 2023
Depreciation on property, plant and equipment	3,339.34	3,103.56
Depreciation on investment property	25.28	22.68
<b>Total</b>	<b>3,364.61</b>	<b>3,126.24</b>

### 33. Other expenses

Particulars	Year ended March 31, 2024	Year ended March 31, 2023
Consumption of stores and spares	1,088.26	1,306.10
Consumption of packing material	3,455.71	3,522.42
Power and fuel	12,818.96	16,220.56
Freight charges	4,140.68	4,776.12
Effluent treatment expenses	472.69	367.16
Travelling and conveyance	246.77	210.32
<b>Repairs and Maintenance</b>		
Buildings	119.19	102.23
Plant and equipment	624.10	895.84
Others	144.10	64.00
Printing and stationery	44.43	39.53
Communication expenses	21.94	21.13
Legal and professional charges	137.57	91.67
Insurance	346.41	380.19
Auditors' remuneration (Refer note 33 a)	48.16	58.76
Rates and taxes	88.12	103.59
Commission and discount	577.72	602.89
Sales promotion and other selling expenses	403.36	458.66
Advertisement expenses	8.89	10.53
Computer maintenance	10.19	17.30
Operator's management & incentive fees	181.21	155.52
Registrations and Renewals	93.79	131.34
Foreign exchange loss (net)	-	101.13
Expenditure on Corporate social responsibility (refer note 33 b)	692.64	592.95
Expenditure on Corporate enviornmental responsibility	123.12	216.07
Research & development expenses	70.86	121.62

## Notes Forming Part of the Standalone Financial Statements

for the year ended March 31, 2024 (All amounts are in ₹ Lakhs, except for share data or as otherwise stated)

### 33. Other expenses (Contd.)

Particulars	Year ended March 31, 2024	Year ended March 31, 2023
Spa operating expenses	46.95	41.88
Water testing charges	1.44	1.70
Banquet expenses	14.36	9.76
Provision for doubtful debts	14.84	13.02
Property, plant and equipment written off	59.10	286.29
Miscellaneous expenses	248.30	211.02
<b>Total</b>	<b>26,343.87</b>	<b>31,131.29</b>

#### 33 a. Auditors' remuneration

Particulars	Year ended March 31, 2024	Year ended March 31, 2023
<b>Statutory auditors</b>		
Statutory audit	28.00	28.00
Limited review	8.00	8.00
Tax audit	10.00	20.00
Certification Fees	1.20	2.30
Out of pocket expenses	0.96	0.46
<b>Total</b>	<b>48.16</b>	<b>58.76</b>

#### 33 b. Expenditure on corporate social responsibility

Particulars	Year ended March 31, 2024	Year ended March 31, 2023
a) Amount required to be spent as per Section 135 of the Act	690.80	591.22
b) Amount of expenditure incurred on:		
i) Construction/ acquisition of any assets	363.68	316.66
ii) On purposes other than (i) above	328.96	276.29
<b>Subtotal :</b>	<b>692.64</b>	<b>592.95</b>
c) Shortfall / (excess) at the end of the year	1.84	1.73
d) Total of previous years' shortfall	-	-
e) Reason for shortfall	NA	NA
f) Nature of CSR activities under Sec 135 read with Schedule VII of Companies Act, 2013	Promoting sports, Promoting educa-tion, Rural develop-ment, Healthcare	Promoting sports, Promoting educa-tion, Rural develop-ment, Healthcare



## Notes Forming Part of the Standalone Financial Statements

for the year ended March 31, 2024

(All amounts are in ₹ Lakhs, except for share data or as otherwise stated)

### 34. Tax expense

Particulars	Year ended March 31, 2024	Year ended March 31, 2023
<b>(a) Amount recognised in statement of profit and loss</b>		
Current tax	5,209.38	7,210.14
Earlier years' tax	(6.95)	(55.18)
Deferred tax	829.10	628.14
<b>Total tax expense</b>	<b>6,031.54</b>	<b>7,783.09</b>
<b>(b) Amount recognised in other comprehensive income</b>		
<b>Deferred tax related to items recognised in OCI</b>		
Deferred tax expense/(income) on remeasurements of defined benefit obligations	-	-
Income-tax expense/(income) recognised in OCI	-	-
<b>(c) Reconciliation of effective tax rate:</b>		
<b>Profit before tax</b>	<b>23,161.95</b>	<b>30,537.31</b>
Enacted tax rate in India	25.17%	25.17%
<b>Tax expense at enacted rates</b>	<b>5,829.40</b>	<b>7,685.63</b>
Effect of non-deductible expense	1,256.32	1,048.69
Effect of allowances for tax purpose	(1,876.33)	(1,524.18)
<b>Tax as per the financial statements</b>	<b>5,209.38</b>	<b>7,210.14</b>
Effect of deferred tax	829.10	628.14
Effect of earlier years' tax	(6.95)	(55.18)
<b>Income-tax recognised in the statement of profit and loss</b>	<b>6,031.54</b>	<b>7,783.09</b>

### 35. Earnings per share:

Particulars	Year ended March 31, 2024	Year ended March 31, 2023
Net profit for the year as per statement of profit & loss	17,130.41	22,737.86
Number of shares outstanding at the end of the year	3,24,01,000	3,24,01,000
Weighted average number of equity shares outstanding during the year	3,24,01,000	3,24,01,000
Basic and Diluted earnings per share (Rs.)	52.87	70.18
Face value per share (Rs.)	2.00	2.00

### 36. Contingent liabilities and commitments

#### (a) Contingent liabilities

Particulars	As at March 31, 2024	As at March 31, 2023
<b>Claims against the Company not acknowledged as debts</b>		
Income tax	945.47	558.75
<b>Total</b>	<b>945.47</b>	<b>558.75</b>

#### (b) Capital and other commitments

Particulars	As at March 31, 2024	As at March 31, 2023
Estimated amount of contracts remaining to be executed on capital account and not provided for	3,845.16	6,749.04
Other commitments	-	-
<b>Total</b>	<b>3,845.16</b>	<b>6,749.04</b>

## Notes Forming Part of the Standalone Financial Statements

for the year ended March 31, 2024

(All amounts are in ₹ Lakhs, except for share data or as otherwise stated)

### 37. Related party disclosures

(a) Name of the related party	Description of the relationship
<b>Key management personnel (KMP)</b>	
Mr. Ande Prathap Reddy	Executive Chairman
Mr. Dundurapu Ram Reddy	Managing Director
Mr. Nomula Rajeshwar Reddy	Whole Time Director (from 20 <sup>th</sup> May, 2023)
Mr. Ande Srinivas Reddy	Whole Time Director & CFO (from 20 <sup>th</sup> May, 2023)
Mr. Gaddam Hemanth Reddy	Whole Time Director & CFO (upto 20 <sup>th</sup> May, 2023)
Mr. Naveena Chandra Thammishetty	Independent Director (upto 20 <sup>th</sup> May, 2023)
Mr. Amarender Reddy Minupuri	Independent Director (upto 20 <sup>th</sup> May, 2023)
Mr. Satyanarayana Murthy Chavali	Independent Director (upto 20 <sup>th</sup> May, 2023)
Mr. Kashinath Revappa Dhole	Independent Director (upto 20 <sup>th</sup> May, 2023)
Ms. Vimala Behram Madon	Independent Director (upto 20 <sup>th</sup> May, 2023)
Dr. Suhasini Yatin Shah	Independent Director (from 20 <sup>th</sup> May, 2023)
Dr. Uma Rajiv Pradhan	Independent Director (from 20 <sup>th</sup> May, 2023)
Mr. Mohan Kumar Ramakrishna	Independent Director (from 20 <sup>th</sup> May, 2023)
Mr. Adabala Sheshagiri Rao	Independent Director (from 20 <sup>th</sup> May, 2023)
Mr. Lakhan Suganchand Dargad	Company Secretary
 Balaji Speciality Chemicals Limited	 Subsidiary company
 Thirumala Precicasts Private Limited	 Enterprise where KMP has Significance Influence/ Control
MVL Medisynth Private Limited	Enterprise where KMP has Significance Influence/ Control
SVS Sourcings Private Limited	Enterprise where KMP has Significance Influence/ Control
Sri Venkateshwara Cement Products	Enterprise where KMP has Significance Influence/ Control
APR Holdings and Investments LLP	Enterprise where KMP has Significance Influence/ Control
 <b>Close member of KMP</b>	
Mrs. Ande Shakunthala Devi	Wife of Mr. Ande Prathap Reddy - Executive Chairman
Mrs. Madhumathi Gaddam	Daughter of Mr. Ande Prathap Reddy - Executive Chairman
Ms. Meena Devi Ande	Daughter of Mr. Ande Prathap Reddy - Executive Chairman
Mrs. Achanta Annapura	Daughter of Mr. Ande Prathap Reddy - Executive Chairman
Mr. Gaddam Hemanth Reddy	Son in Law of Mr. Ande Prathap Reddy - Executive Chairman
Mrs. Dundurapu Vandana Reddy	Wife of Mr.Dundurapu Ram Reddy - Managing Director
Mrs. Gaddam Tanmai Reddy	Daughter of Mr.Dundurapu Ram Reddy - Managing Director
Mrs. Saritha Nomula	Wife of Mr. Nomula Rajeshwar Reddy - Whole Time Director
Mr. Nomula Chandrabhushan Reddy	Brother of Mr. Nomula Rajeshwar Reddy - Whole Time Director
Mrs. Anusuya Kishan Reddy	Sister of Mr. Nomula Rajeshwar Reddy - Whole Time Director
Mr. Nomula Eeshan Reddy	Son of Mr. Nomula Rajeshwar Reddy - Whole Time Director
Mrs. Nomula Deepti Rajeshwar Reddy	Daughter of Mr. Nomula Rajeshwar Reddy - Whole Time Director
Mr. Gaddam Raja Reddy	Father in Law of Mr. Nomula Rajeshwar Reddy - Whole Time Director
Ms. Gaddam Laasya Reddy	Grand Daughter of Mr. Ande Prathap Reddy - Executive Chairman
Ms. Gaddam Komali Reddy	Grand Daughter of Mr. Ande Prathap Reddy - Executive Chairman

## Notes Forming Part of the Standalone Financial Statements

for the year ended March 31, 2024

(All amounts are in ₹ Lakhs, except for share data or as otherwise stated)

### (b) Transactions with related parties during the year

Particulars	Year ended March 31, 2024	Year ended March 31, 2023
<b>Balaji Speciality Chemicals Limited</b>		
Sale of goods	134.19	15,017.43
Purchase of goods and services	1,160.84	1,192.76
Income from services	1.98	1.32
Rental income	7.80	7.10
Repayment of unsecured loan given	-	6,600.00
Interest received	-	93.46
Trademarks & franchise	0.50	-
<b>Thirumala Precicasts Private Limited</b>		
Rental income	4.08	3.84
<b>MVL Medisynth Private Limited</b>		
Sale of goods and services	935.90	609.11
Purchase of goods and services	470.25	452.93
<b>SVS Sourcings Private Limited</b>		
Sale of goods and services	6,052.68	5,874.74
Services received	76.48	-
<b>Sri Venkateshwara Cement Products</b>		
Sale of goods and services	-	0.29
Purchase of goods and services	0.65	2.18
<b>Dundurapu Ram Reddy</b>		
Purchase of land	486.41	-
<b>Nomula Rajeshwar Reddy</b>		
Purchase of land	486.41	-
<b>Key Management Personnel</b>		
Short-term employee benefits	2,527.58	3,353.50
Post employment benefits	95.00	-
Dividend paid to KMP	845.25	507.07
Dividend paid to close member of KMP	458.51	275.17
Dividend paid to enterprises where KMP has significant influence/control	477.47	286.48

## Notes Forming Part of the Standalone Financial Statements

for the year ended March 31, 2024

(All amounts are in ₹ Lakhs, except for share data or as otherwise stated)

### (c) Outstanding balances as at the year end where related party relationship existed

Particulars	Year ended March 31, 2024	Year ended March 31, 2023
<b>Balaji Speciality Chemicals Limited</b>		
Trade payables *	102.39	7.95
* to be settled in cash on the same day with no credit period.		
<b>MVL Medisynth Private Limited</b>		
Trade receivables *	488.25	171.43
* to be settled in cash on the same day with 30 to 90 days credit period.		
<b>Thirumala Precicasts Private Limited</b>		
Trade receivables *	0.53	0.45
* to be settled in cash on the same day with no credit period.		
<b>SVS Sourcings Private Limited</b>		
Trade receivables *	1,702.52	1,515.13
* to be settled in cash on the same day with 90 days credit period.		
<b>Key Management Personnel</b>		
Short term employee benefits payable**	2,251.14	3,341.98
Post employment benefits payable**	80.00	-

\*\* Short-term employee benefits to be settled in cash with no credit period. Post employment benefits to be settled in cash at the time of retirement.

### 38. Employee benefit plans

#### (a) Leave obligations

The leave obligation covers the company's liability for earned leave which is unfunded.

#### (b) Defined contribution plans

The company has defined contribution plans namely provident fund. Contributions are made to provident fund at the rate of 12% of basic salary plus DA as per regulations. The contributions are made to registered provident fund administered by the Government. The obligation of the Company is limited to the amount contributed and it has no further contractual nor any constructive obligation. The expense recognised during the year towards defined contributions plan is as follows:

Particulars	Year ended March 31, 2024	Year ended March 31, 2023
Company's contribution to provident fund	262.89	241.35

#### (c) Defined benefit plan - Gratuity

The company provides for gratuity for employees as per the Payment of Gratuity Act, 1972. The amount of gratuity payable on retirement/termination is the employees last drawn basic salary per month computed proportionately for 15 days salary multiplied for the number of years of service. The company operates post retirement gratuity plan with LIC of India. The present value of obligation is determined based on actuarial valuation using the Projected Unit Credit Method, which recognises each period of service giving rise to additional unit of employee benefit entitlement and measures each unit separately to build up the final obligation.



## Notes Forming Part of the Standalone Financial Statements

for the year ended March 31, 2024

(All amounts are in ₹ Lakhs, except for share data or as otherwise stated)

Particulars	Year ended March 31, 2024	Year ended March 31, 2023
<b>Change in defined benefit obligations:</b>		
Obligation at the beginning of the year	1,316.42	931.54
Current service costs	139.03	100.32
Past service costs	0.00	251.14
Interest costs	95.30	68.55
Benefits paid	(91.56)	(35.13)
Increase / (Decrease) due to effect of any business combination / divesture / transfer	(20.46)	-
Remeasurements - Due to Demographic Assumptions	7.01	-
Remeasurements - Due to Financial Assumptions	260.18	-
Remeasurements - Due to Experience Adjustments	116.32	-
Obligation at the end of the year	<b>1,822.25</b>	<b>1,316.42</b>
<b>Change in plan assets:</b>		
Fair value of plan assets at the beginning of the year	1,438.23	931.54
Interest income	106.70	86.25
Employer's contributions	60.49	471.93
Benefits paid	(91.56)	(35.13)
Increase / (Decrease) due to effect of any business combination / divesture / transfer	(20.46)	-
Remeasurement (gains)/losses	(100.44)	(16.36)
Fair value of plan assets at the end of the year	<b>1,392.95</b>	<b>1,438.23</b>
<b>Expenses recognised in the statement of profit and loss consists of:</b>		
Employee benefits expense:		
Current service costs	139.03	100.32
Past service costs	-	251.14
Net interest expenses	(11.40)	(17.70)
	<b>127.63</b>	<b>333.76</b>
<b>Other comprehensive income:</b>		
Remeasurements - Due to Demographic Assumptions	7.01	-
Remeasurements - Due to Financial Assumptions	260.18	-
Remeasurements - Due to Experience Adjustments	116.32	-
(Return) on Plan Assets (Excluding Interest Income)	100.44	16.36
<b>Total OCI</b>	<b>483.96</b>	<b>16.36</b>
<b>Expenses recognised in the statement of profit and loss</b>	<b>611.58</b>	<b>350.12</b>
<b>Amounts recognised in the balance sheet consist of</b>		
Fair value of plan assets at the end of the year	1,392.95	1,438.23
Present value of obligation at the end of the year	1,822.25	1,316.42
Recognised as:		
<b>Retirement benefit liability - Non-current</b>	<b>245.94</b>	<b>126.43</b>
<b>Retirement benefit liability - Current</b>	<b>1,576.31</b>	<b>1,189.99</b>

Fair value of plan assets --- 100% with LIC of India

Expected contribution to post-employment benefit plan of gratuity for the year ending March 31, 2025 is 630.44 lakhs.

## Notes Forming Part of the Standalone Financial Statements

for the year ended March 31, 2024

(All amounts are in ₹ Lakhs, except for share data or as otherwise stated)

### (d) Significant estimates and sensitivity analysis

The sensitivity of the defined benefit obligation to changes in key assumptions is:

Particulars	Key assumptions	Defined benefit obligation			
		Increase in assumption by		Decrease in assumption by	
		March 31, 2024	Rate	March 31, 2024	Rate
Discount rate	7.22%	1%	(126.19)	1%	145.45
Salary growth rate	7.00%	1%	131.76	1%	(120.92)
Mortality Rate	100.00%	10%	0.19	10%	(0.19)
Attrition rate	6.00%	1%	2.77	1%	(3.23)

Particulars	Key assumptions	Defined benefit obligation			
		Increase in assumption by		Decrease in assumption by	
		March 31, 2023	Rate	March 31, 2023	Rate
Discount rate	7.50%	1%	(95.41)	1%	110.19
Salary growth rate	5.00%	1%	108.38	1%	(96.26)
Mortality Rate	100.00%	10%	0.65	10%	(0.66)
Attrition rate	4.00%	1%	20.25	1%	(22.91)

The above sensitivity analysis is based on a change in each assumption while holding all other assumptions constant. In practice, this is unlikely to occur and changes in some of the assumptions may be correlated. When calculating the sensitivity of the defined benefit obligation to significant actuarial assumptions, the same method (present value of the defined benefit obligation calculated with the projected unit credit method at the end of the reporting period) has been applied as when calculating the defined benefit liability recognised in the balance sheet.

### (e) Risk exposure

Through its defined benefit plans, the company is exposed to a number of risks, the most significant of which are detailed below:

#### Interest rate risk:

The defined benefit obligation calculated uses a discount rate based on government bonds. If bond yields fall, the defined benefit obligation will tend to increase.

#### Salary inflation risk:

Higher than expected increases in salary will increase the defined benefit obligation.

#### Demographic risk:

This is the risk of variability of results due to unsystematic nature of decrements that include mortality, withdrawal, disability and retirement. The effect of these decrements on the defined benefit obligation is not straight forward and depends upon the combination of salary increase, discount rate and vesting criteria. It is important not to overstate withdrawals because in the financial analysis the retirement benefit of a short career employee typically costs less per year as compared to a long service employee.

## 39. Capital management

### (a) Capital management and gearing ratio

For the purpose of the Company's capital management, capital includes issued equity capital, share premium and all other equity reserves attributable to the equity holders. The primary objective of the company's capital management is to maximise the shareholder value.

The company manages its capital structure and makes adjustments in light of changes in economic conditions and the requirements of the financial covenants. The company monitors capital using a gearing ratio, which is debt divided by total capital. The company includes within debt, interest bearing loans and borrowings.

The Company funds its operations through internal accruals and aims at maintaining a strong capital base to support the future growth of its business.

## Notes Forming Part of the Standalone Financial Statements

for the year ended March 31, 2024

(All amounts are in ₹ Lakhs, except for share data or as otherwise stated)

### (b) Particulars relating to short term borrowings

The company has obtained cash credit facilities under consortium banking from HFDC Bank Limited, State Bank of India and Bank of Baroda, which are secured by

- first pari-passu charge by way of hypothecation over the entire current assets of the Company (except Hotel divison) and

- first pari-passu charge by the consortium on Land and Building and other movable fixed assets including Plant and machinery, both present and future of Unit I (Freehold) at Gat No. 194, 195, 196, 197 & 201, Tamalwadi, Osmanabad, Maharashtra and Unit III (Leasehold) at Plot No E-7 & E-8, MIDC, Chincholi, Solapur, Maharashtra.

These loans carry interest rate ranging from 7.35% p.a to 9.20% p.a.

As on 31<sup>st</sup> March, 2024, there is no outstanding amount under these facilities

### (c) Dividends

Particulars	Year ended March 31, 2024	Year ended March 31, 2023
<b>(i) Equity shares</b>		
Final dividend for the year ended March 31, 2023 of INR 10/- per fully paid share	3,240.10	-
Final dividend for the year ended March 31, 2022 of INR 6/- per fully paid share	-	1,944.06
<b>(ii) Dividends not recognised at the end of the reporting period</b>		
Directors have recommended the payment of final dividend of Rs 11.00 (PY Rs 10.00) per fully paid equity share. This proposed dividend is subject to the approval of shareholders in the ensuing annual general meeting.	3,564.11	3,240.10

## 40. Financial instruments and risk management

### Fair values

The carrying amounts of trade payables, other financial liabilities (current), trade receivables, cash and cash equivalents, other bank balances and loans are considered to be the same as fair value due to their short term nature.

The fair value of financial assets and liabilities is included at the amount at which the instrument could be exchanged in a current transaction between willing parties, other than in a forced or liquidation sale.

Set out below, is a comparison by class of the carrying amounts and fair value of the Company's financial instruments, other than those with carrying amounts that are reasonable approximation of fair values:

### (i) Categories of financial instruments

Particulars	Level	As at March 31, 2024		As at Mar 31 2023	
		Carrying amount	Fair value*	Carrying amount	Fair value*
<b>Financial assets</b>					
<b>Measured at amortised cost:</b>					
<b>Non-current</b>					
Investments	3	6,600.00	6,600.00	6,600.00	6,600.00
Other financial assets	3	582.15	582.15	475.17	475.17
<b>Current</b>					
Trade receivables	3	26,223.75	26,223.75	26,028.89	26,028.89
Cash and cash equivalents	3	3,090.17	3,090.17	3,926.62	3,926.62
Other bank balances	3	17,482.31	17,482.31	12,144.39	12,144.39
Other financial assets	3	24.07	24.07	45.69	45.69

## Notes Forming Part of the Standalone Financial Statements

for the year ended March 31, 2024

(All amounts are in ₹ Lakhs, except for share data or as otherwise stated)

<b>Measured at FVTPL:</b>				
<b>Non-current</b>				
Investments	3	0.10	0.10	0.10
<b>Current</b>				
Investments	1	-	-	6,231.69
<b>Total</b>		<b>54,002.56</b>	<b>54,002.56</b>	<b>55,452.54</b>
<b>Financial liabilities</b>				
<b>Measured at amortised cost:</b>				
<b>Non-current</b>				
Other financial liabilities	3	106.49	106.49	100.14
<b>Current</b>				
Trade payables	3	7,300.35	7,300.35	3,588.69
Other financial liabilities	3	4,497.32	4,497.32	4,643.99
<b>Total</b>		<b>11,904.15</b>	<b>11,904.15</b>	<b>8,332.82</b>

\*Fair value of instruments is classified in various fair value hierarchies based on the following three levels:

**Level 1:** Level 1 hierarchy includes financial instruments measured using quoted prices. This includes listed equity instruments, traded bonds and mutual funds that have quoted price. The fair value of all equity instruments (including bonds) which are traded in the stock exchanges is valued using the closing price as at the reporting period. The mutual funds are valued using the closing NAV.

**Level 2:** The fair value of financial instruments that are not traded in an active market (for example, traded bonds, over-the-counter derivatives) is determined using valuation techniques which maximise the use of observable market data and rely as little as possible on entity-specific estimates. If all significant inputs required to fair value an instrument are observable, the instrument is included in level 2.

**Level 3:** If one or more of the significant inputs is not based on observable market data, the instrument is included in level 3. This is the case for unlisted equity securities, contingent consideration and indemnification asset included in level 3.

There are no transfers between levels 1 and 2 during the year. The company's policy is to recognise transfers into and transfers out of fair value hierarchy levels as at the end of the reporting period.

Management uses its best judgement in estimating the fair value of its financial instruments. However, there are inherent limitations in any estimation technique. Therefore, for substantially all financial instruments, the fair value estimates presented above are not necessarily indicative of the amounts that the Company could have realized or paid in sale transactions as of respective dates. As such, the fair value of financial instruments subsequent to the reporting dates may be different from the amounts reported at each reporting date.

The Company is exposed to market risk (fluctuation in foreign currency exchange rates, price and interest rate), liquidity risk and credit risk, which may adversely impact the fair value of its financial instruments. The Company assesses the unpredictability of the financial environment and seeks to mitigate potential adverse effects on the financial performance of the Company.

### (A) Market risk

Market risk is the risk that the fair value or future cash flows of a financial instrument will fluctuate because of changes in market prices. Market risk comprises of currency risk, interest rate risk and price risk. Financial instruments affected by market risk include loans and borrowings, trade receivables and trade payables involving foreign currency exposure. The sensitivity analyses in the following sections relate to the position as at March 31, 2024 and March 31, 2023.

The analysis excludes the impact of movements in market variables on the carrying values of financial assets and liabilities .

The sensitivity of the relevant profit or loss item is the effect of the assumed changes in respective market risks. This is based on the financial assets and financial liabilities held at 31 March 2024 and 31 March 2023.



## Notes Forming Part of the Standalone Financial Statements

for the year ended March 31, 2024

(All amounts are in ₹ Lakhs, except for share data or as otherwise stated)

### (i) Foreign currency exchange rate risk

Foreign currency risk is the risk that the fair value or future cash flows of an exposure will fluctuate because of changes in foreign exchange rates. The Company's exposure to the risk of changes in foreign exchange rates relates primarily to the trade/ other payables and trade/other receivables. The risks primarily relate to fluctuations in US Dollar and Euros against the functional currencies of the Company. The Company's exposure to foreign currency changes for all other currencies is not material. The Company evaluates the impact of foreign exchange rate fluctuations by assessing its exposure to exchange rate risks.

The following tables demonstrate the sensitivity to a reasonably possible change in US dollars and Euro exchange rates, with all other variables held constant. The impact on the Company's profit before tax is due to changes in the fair value of monetary assets and liabilities.

### (ii) Sensitivity

The sensitivity of profit or loss to changes in the exchange rates arises mainly from foreign currency denominated financial instruments and from foreign forward exchange contracts:

#### Foreign Currency Exposure

Particulars	As at March 31, 2024		As at March 31, 2023	
	USD	Others *	USD	Others *
Bank balances	585.62	4.94	-	-
Trade receivables	2,795.84	836.34	3,105.55	1,056.64
Trade payables	(3,384.98)	-	(9.68)	-
<b>Net exposure to foreign currency risk</b>	<b>(3.52)</b>	<b>841.28</b>	<b>3,095.87</b>	<b>1,056.64</b>

\* Others mainly include currencies such as the Euro, Australian Dollar, United Arab Emirates Dirham and South Korean Won.

Particulars	Increase/(decrease) in profit before tax		Increase/(decrease) in other components of equity	
	March 31, 2024	March 31, 2023	March 31, 2024	March 31, 2023
<b>Change in USD</b>				
1% increase	(0.04)	30.96	(0.03)	23.17
1% decrease	0.04	(30.96)	0.03	(23.17)
<b>Change in Others *</b>				
1% increase	8.41	10.57	6.30	7.91
1% decrease	(8.41)	(10.57)	(6.30)	(7.91)

\* Others mainly include currencies such as the Euro, Australian Dollar, United Arab Emirates Dirham and South Korean Won.

The movement in the pre-tax effect is a result of a change in the fair value of monetary assets and liabilities denominated in US dollars and Other currencies, where the functional currency of the entity is a currency other than US dollars and Other currencies.

### (ii) Interest rate risk

Interest rate risk is the risk that the fair value or future cash flows of a financial instrument will fluctuate because of change in market interest rates. The Company's exposure to the risk of changes in market interest rates relates primarily to the Company's debt obligations with floating interest rates. As the Company has certain debt obligations with floating interest rates, exposure to the risk of changes in market interest rates are dependent of changes in market interest rates. Management monitors the movement in interest rate and, wherever possible, reacts to material movements in such rates by restructuring its financing arrangement.

As the Company has no significant interest bearing assets, the income and operating cash flows are substantially independent of changes in market interest rates.

## Notes Forming Part of the Standalone Financial Statements

for the year ended March 31, 2024

(All amounts are in ₹ Lakhs, except for share data or as otherwise stated)

The following table demonstrates the sensitivity to a reasonably possible change in interest rates on that portion of loans and borrowings affected. With all other variables held constant, the Company's profit before tax is affected through the impact on floating rate borrowings, as follows:

Particulars	Increase/(decrease) in profit before tax		Increase/(decrease) in other components of equity	
	March 31, 2024	March 31, 2023	March 31, 2024	March 31, 2023
<b>Change in interest rate</b>				
increase by 100 basis points	(6.00)	(0.42)	(4.49)	(0.32)
decrease by 100 basis points	6.00	0.42	4.49	0.32

The assumed increase/decrease in interest rate for sensitivity analysis is based on the currently observable market environment.

### (B) Credit Risk

Credit risk is the risk arising from credit exposure to customers, cash and cash equivalents held with banks and current and non-current held-to financial assets of the Company include trade receivables, security deposits held with government authorities and bank deposits which represents Company's maximum exposure to the credit risk.

With respect to credit exposure from customers, the Company has a procedure in place aiming to minimise collection losses. Credit Control team assesses the credit quality of the customers, their financial position, past experience in payments and other relevant factors. The Company's exposure to credit risk is influenced mainly by the individual characteristics of each customer. However, management also considers the factors that may influence the credit risk of its customer base, including default risk associate with the industry and country in which customers operate. Credit quality of a customer is assessed based on an extensive credit rating scorecard and individual credit limits are defined in accordance with this assessment. With respect to other financial assets viz., loans & advances, deposits with government and banks, the credit risk is insignificant since the loans & advances are given to employees only and deposits are held with government bodies and reputable banks. The credit quality of the financial assets is satisfactory, taking into account the allowance for credit losses.

**Credit risk on trade receivables and other financial assets is evaluated as follows:**

#### (i) Expected credit loss for trade receivables under simplified approach:

Particulars	March 31, 2024	March 31, 2023
Gross carrying amount	26,223.75	26,028.89
Expected credit losses (Loss allowance provision)	-	-
<b>Carrying amount of trade receivables</b>	<b>26,223.75</b>	<b>26,028.89</b>

#### (ii) Expected credit loss for other financial assets under simplified approach:

Particulars	March 31, 2024	March 31, 2023
Gross carrying amount	606.22	520.85
Expected credit losses (Loss allowance provision)	-	-
<b>Carrying amount of other financial assets</b>	<b>606.22</b>	<b>520.85</b>

#### (ii) Significant estimates and judgements

Impairment of financial assets:

The impairment provisions for financial assets disclosed above are based on assumptions about risk of default and expected loss rates. The company uses judgement in making these assumptions and selecting the inputs to the impairment calculation, based on the company's past history, existing market conditions as well as forward looking estimates at the end of each reporting period.

## Notes Forming Part of the Standalone Financial Statements

for the year ended March 31, 2024

(All amounts are in ₹ Lakhs, except for share data or as otherwise stated)

### (C) Liquidity risk

Prudent liquidity risk management implies maintaining sufficient cash and the availability of funding to meet obligations when due and to close out market positions. Company's treasury maintains flexibility in funding by maintaining availability under deposits in banks.

Management monitors cash and cash equivalents on the basis of expected cash flows.

### (i) Financing arrangements:

The company had access to the following undrawn borrowing facilities at the end of the year

Particulars	March 31, 2024	March 31, 2023
Expiring within one year (bank overdraft and other facilities)	14,500.00	14,500.00

### (ii) Maturities of financial liabilities

Contractual maturities of financial liabilities as at :

Particulars	March 31, 2024		March 31, 2023	
	Less than 12 months	More than 12 months	Less than 12 months	More than 12 months
Trade payables	7,300.35	-	3,588.69	-
Other financial liabilities	4,497.32	106.49	4,643.99	100.14
<b>Total</b>	<b>11,797.66</b>	<b>106.49</b>	<b>8,232.68</b>	<b>100.14</b>

(iii) Management expects finance costs to be incurred for the year ending March 31, 2025 is Rs. 240 Lakhs

## 41. Segment information

### (a) Description of segments and principal activities

The Company's Managing Director and Chief Financial Officer examine the Company's performance from a product perspective and have identified two reportable segments:

1. Chemicals - Manufacturing of speciality chemicals, aliphatic amines and derivatives
2. Hotel - Providing hotel, restaurant and hospitality services"

### Segment revenue and expenses:

The Company has an established basis of allocating Joint/Corporate expenses to the segments, which is reasonable, and followed consistently. All other segment revenue and expenses are attributable to the segments. Certain Expenses/Income are not specifically allocable to specific segments and accordingly these expenses are disclosed as unallocated corporate expenses or income and adjusted only against the total income of the company. Segment result includes the respective other income.

### Segment assets and liabilities:

Segment assets include all operating assets used by a segment and consist principally of operating cash, debtors, inventories and fixed assets, net of allowances and provisions that are reported as direct offsets in the balance sheet. While most assets can be directly attributed to individual segments, the carrying amount of certain assets used jointly by two or more segments is allocated to the segments on a reasonable basis. In such cases, the entire revenue and expenses of these assets including depreciation are also allocated to the same segments. Assets which are not allocable to the segments have been disclosed as 'unallocated corporate assets'. Segment liabilities include all operating liabilities and consist principally of creditors and accrued liabilities. Segment assets and liabilities do not include deferred income taxes. The loans and other borrowings that are not specifically allocable to the various segments are disclosed as 'unallocated corporate liabilities'.

### Inter segment transfers:

The Company adopts a policy of pricing inter-segment transfers at cost to the transferor segment.

## Notes Forming Part of the Standalone Financial Statements

for the year ended March 31, 2024

(All amounts are in ₹ Lakhs, except for share data or as otherwise stated)

### Summary of segment information

Particulars	Year ended March 31, 2024	Year ended March 31, 2023
<b>A. Revenue</b>		
<b>Segment Revenue</b>		
Chemicals	1,32,698.73	1,70,720.74
Hotel	2,985.33	2,641.36
Inter segment revenue	(26.53)	(16.06)
<b>Total Revenue</b>	<b>1,35,657.52</b>	<b>1,73,346.04</b>
<b>B. Segment profit</b>		
Chemicals	22,407.52	30,375.19
Hotel	844.51	556.12
<b>Segment operating profit</b>	<b>23,252.03</b>	<b>30,931.31</b>
Reconciliation of segment operating profit to operating profit		
Unallocated:		
Unallocated corporate expenses	(88.64)	(378.56)
Unallocated corporate income	216.47	257.91
<b>Operating profit</b>	<b>23,379.86</b>	<b>30,810.66</b>
Finance costs	217.91	273.35
Profit before tax	23,161.95	30,537.31
Income tax expense	6,031.54	7,783.09
<b>Profit after tax</b>	<b>17,130.41</b>	<b>22,754.22</b>
<b>Segment assets</b>		
Chemicals	1,66,567.19	1,47,643.78
Hotel	5,931.26	6,108.33
Unallocated corporate assets	1,099.26	1,379.32
<b>Total assets</b>	<b>1,73,597.71</b>	<b>1,55,131.43</b>
<b>Segment liabilities</b>		
Chemicals	12,620.07	9,414.92
Hotel	365.50	282.52
Unallocated corporate liabilities	7,173.20	5,401.40
<b>Total liabilities</b>	<b>20,158.77</b>	<b>15,098.84</b>

Particulars	As at March, 31, 2024	As at March, 31, 2023
<b>Geographical segment assets</b>		
<b>India</b>		
Current	72,752.51	73,387.51
Non Current	95,658.51	76,848.93
<b>Outside India</b>		
Current	3,632.17	3977.10
Non Current	1,554.51	917.88
<b>TOTAL</b>	<b>1,73,597.71</b>	<b>1,55,131.43</b>



## Notes Forming Part of the Standalone Financial Statements

for the year ended March 31, 2024

(All amounts are in ₹ Lakhs, except for share data or as otherwise stated)

Particulars	Year ended March 31, 2024	Year ended March 31, 2023
<b>Geographical segment revenue</b>		
India	1,13,048.17	1,46,008.75
Outside India	19,408.44	26,094.53
<b>Revenue from operations</b>	<b>1,32,456.61</b>	<b>1,72,103.28</b>

- (b) Information about products:  
Revenue from external customers - Sale of Chemicals : Rs. 1,32,698.73 lakhs (P.Y. 1,70,720.74 lakhs)  
Revenue from external customers - Hotel: Rs. 2,958.80 lakhs (P.Y. 2,625.30 lakhs)
- (c) The company has not made external sales to a single customer meeting the criteria of 10% or more of the entity's revenue.

### 42. Ind AS 115 - Revenue from contracts with customers

- (A) The Company is primarily in the Business of manufacture and sale of Speciality Chemicals and Hotel Industry. All product sales are made at a point in time and revenue recognised upon satisfaction of the performance obligations which is typically upon dispatch or delivery. All service sales are made over a period of time and revenue is recognised based on percentage of completion method. The Company has a credit evaluation policy based on which the credit limits for the trade receivables are established, the Company does not give significant credit period resulting in no significant financing component.

#### Reconciliation of revenue recognised from contract liability (Advance from customers):

(B) Particulars	As at March, 31, 2024	As at March, 31, 2023
Opening contract liability	252.11	245.33
Less: Recognised as revenue during the year	(11,311.77)	(12,221.24)
Add: Addition to contract liability during the year	11,353.35	12,228.02
Closing contract liability	293.69	252.11

#### Reconciliation of revenue as per contract price and as recognised in statement of profit and loss:

(C) Particulars	As at March, 31, 2024	As at March, 31, 2023
Revenue from contract with customer as per contract price	1,32,423.04	1,71,717.28
Less: Sales Returns/credits/reversals	(33.56)	(386.01)
Revenue from contract with customer as per statement of profit and loss	1,32,456.61	1,72,103.28

### (D) Disaggregation of Revenue from contracts with customers

Particulars	Year ended March 31, 2024	Year ended March 31, 2023
India	1,13,048.17	1,46,008.75
Argentina	-	741.10
Australia	365.54	120.86
Bangladesh	77.73	51.18
Bahrain	117.02	-
Belgium	141.95	781.83
Brazil	106.02	211.89
Canada	-	46.61

## Notes Forming Part of the Standalone Financial Statements

for the year ended March 31, 2024

(All amounts are in ₹ Lakhs, except for share data or as otherwise stated)

Particulars	Year ended March 31, 2024	Year ended March 31, 2023
China	-	115.45
Costa Rica	-	254.25
France	428.83	343.58
Germany	2,193.39	924.67
Indonesia	39.38	11.57
Ireland	-	255.00
Israel	-	236.36
Italy	3,981.02	4,452.27
Japan	599.36	403.11
Korea	359.39	438.43
Malaysia	184.94	47.85
Mexico	549.52	2,125.51
Morocco	237.54	64.25
Netherlands	522.40	4,013.22
Norway	948.72	1,038.64
Philippines	1,283.73	779.54
Saudi Arabia	149.30	94.57
Singapore	527.25	427.82
South Africa	49.82	123.23
Spain	1,759.84	2,269.61
Taiwan	-	19.28
Thailand	28.76	9.87
Turkey	217.55	752.90
UAE	559.54	231.86
United Kingdom	450.70	697.48
USA	3,484.18	3,871.58
Vietnam	28.59	83.43
Kuwait	-	24.31
New Zealand	16.44	17.71
Poland	-	13.71
<b>TOTAL</b>	<b>1,32,456.61</b>	<b>1,72,103.28</b>

## Notes Forming Part of the Standalone Financial Statements

for the year ended March 31, 2024

(All amounts are in ₹ Lakhs, except for share data or as otherwise stated)

### 43. Analytical Ratios

S. No	Particulars	Numerator	Denominator	March 31, 2024	March 31, 2023	% Variance	Reasons for Variance
1	Current ratio (in times)	Total current assets	Total current liabilities	5.95	8.76	(32.13%)	Decrease in trade payables resulted in decrease in current ratio.
2	Debt-equity ratio (in times)	Borrowings	Total equity	-	-	-	-
3	Debt service coverage ratio (in times)	Earning for debt service = Net profit after taxes + Non-cash operating expenses + Interest + Other non cash adjustments	Debt services = Interest and lease payments + Principal repayments	0.00	0.00	1820.36%	Increase in borrowing cost has resulted in increase in debt service coverage ratio.
4	Return on equity (in %)	Net profit after tax	Average total equity	11.67	17.55	(33.49%)	Due to decrease in earnings of the Company.
5	Inventory turnover ratio (in times)	Net sales	Average inventory	5.05	7.35	(31.28%)	Due to decrease in sales & increase in the inventory cost of the Company.
6	Trade receivables turnover ratio (in times)	Net sales	Average trade receivables	5.12	4.96	3.29%	-
7	Trade payables turnover ratio (in times)	Total purchases	Average trade payables	18.24	13.82	32.05%	Due to decrease in trade payables of the Company.
8	Net capital turnover ratio	Sales	Working capital	2.11	2.52	(16.41%)	-
9	Net profit ratio (in %)	Net profit after tax	Sales	12.80	13.18	(2.86%)	-
10	Return on capital employed (in %)	Earnings before interest and taxes (EBIT)	Capital employed	14.60	21.11	(30.86%)	Due to decrease in Earnings before interest and taxes (EBIT).
11	Return on Investment (in %)	Realised and unrealised gain on investments	Average Investments	0.45	2.39	0.45%	-

### 44. Additional regulatory information

#### a. Registration or satisfaction of charges with Registrar of Companies (RoC)

As on 31<sup>st</sup> March 2024, there are no charges pending creation or satisfaction.

However, in the past the Company had availed working capital and term loan facilities from consortium bankers for which charges were created with the Registrar of Companies, Pune. As on March 31, 2024, there are no dues towards the term loan secured by the below mentioned charge. The Company has approached the consortium bankers to ensure filing of modification of the said charge with the RoC.

S. No	Charge ID	Charge created in favour of	Amount
1	90086643	Bank of Baroda, HDFC Bank Limited and State Bank of India	29,500.00

#### b. Borrowings on the basis of security of current assets

The Company has borrowings from banks on the basis of security of current assets. The quarterly statements of current assets filed by the Company with banks are in agreement with the books of accounts.

## Notes Forming Part of the Standalone Financial Statements

for the year ended March 31, 2024

(All amounts are in ₹ Lakhs, except for share data or as otherwise stated)

### c. Title deeds of immovable properties not held in the name of the Company.

The title deeds of immovable properties not held in the name of the Company are as follows

S. No	Relevant line item in the Balance Sheet	Description of item of property	Gross carrying value	Whether title deed holder is a promoter, director or relative# of promoter* / director or employee of promoter / director	Property held since which date	Reason for not being held in the name of the company
1	Land	Freehold land at Industrial Development Area, Bollaram, Sangared-dy District Telangana	4.34	No	Since FY 2017-18	Application for transfer of title pending with SRO. The land is not in dispute.
2	Investment Property - Land	Freehold land at Gol-lagudem – Nandikandi, Sadashiv-pet, Sangareddy District Telangana	163.31	No	Since FY 2017-18	Application for transfer of title pending with SRO. The land is not in dispute.

### 45. Note on "Code on Social Security, 2020"

The Indian Parliament has approved the 'Code on Social Security, 2020' ('the Code') which would impact the contributions by the Company towards Provident Fund and Gratuity. The Ministry of Labour and Employment has released draft rules for the Code on Social Security, 2020 on November 13, 2020, and has invited suggestions from stakeholders which are under active consideration by the Ministry. The Company will assess the impact and its evaluation once the subject rules are notified and will give appropriate impact in its financial statements in the period in which, the Code becomes effective and the related rules to determine the financial impact are published.

46. No funds have been advanced or loaned or invested (either from borrowed funds or share premium or any other sources or kind of funds) by the Company to or in any other person(s) or entity(ies), including foreign entities ("Intermediaries") with the understanding, whether recorded in writing or otherwise, that the Intermediary shall lend or invest in party identified by or on behalf of the Company (Ultimate Beneficiaries). The Company has not received any fund from any party(s) (Funding Party) with the understanding that the Company shall whether, directly or indirectly lend or invest in other persons or entities identified by or on behalf of the Funding Party ("Ultimate Beneficiaries") or provide any guarantee, security or the like on behalf of the Ultimate Beneficiaries.

47. The company has migrated to an accounting software for maintaining its books of account having the feature of recording audit trail (edit log) facility w.e.f 18<sup>th</sup> April, 2023 and the same has operated throughout the year since then for all relevant transactions recorded in the software. Further, the audit trail is not disabled. The feature of recording audit trail (edit log) facility at database level is not enabled.

Material accounting policies - 1.3

The accompanying notes are an integral part of the standalone financial statements.

As per our report of even date

For **M.Anandam & Co.,**  
Chartered Accountants  
(Firm Regn No: 000125S)

For and on behalf of Board of Directors

Sd/-  
**M V Ranganath**  
Partner  
Membership No.028031  
Place : Hyderabad  
Date : 08-05-2024  
UDIN : 24028031BKBUK9091

Sd/-  
**A Prathap Reddy**  
Executive Chairman  
DIN 00003967  
Place : Hyderabad  
Date : 08-05-2024

Sd/-  
**A Srinivas Reddy**  
Whole Time Director & CFO  
DIN 03169721  
Place : Hyderabad  
Date : 08-05-2024

Sd/-  
**Lakhan Dargad**  
Company Secretary  
M No : A52571  
Place : Solapur  
Date : 08-05-2024



# INDEPENDENT AUDITOR'S REPORT

## To the Members of Balaji Amines Limited Report on the Audit of the Consolidated Financial Statements

### Opinion

We have audited the consolidated financial statements of **Balaji Amines Limited** (hereinafter referred to as "the Holding Company") and its subsidiary Balaji Speciality Chemicals Limited (the Holding Company and its subsidiary together referred to as "the Group"), which comprise the Consolidated Balance Sheet as at 31<sup>st</sup> March, 2024, and the Consolidated Statement of Profit and Loss (including Other Comprehensive Income), the Consolidated Statement of Changes in Equity and the Consolidated Statement of Cash Flows for the year then ended, and notes to the consolidated financial statements, including a summary of the material accounting policies and other explanatory information (hereinafter referred to as "the consolidated financial statements").

In our opinion and to the best of our information and according to the explanations given to us, the aforesaid consolidated financial statements give the information required by the Companies Act, 2013 ("the Act"), in the manner so required and give a true and fair view in conformity with Indian Accounting Standards prescribed under section 133 of the Act read with the Companies (Indian Accounting Standards) Rules, 2015, as amended, ("Ind AS") and other accounting principles generally accepted in India, of the consolidated state of affairs of the Group as at March 31, 2024, of its consolidated profit (including other comprehensive income), consolidated changes in equity and its consolidated cash flows for the year ended on that date.

### Basis for Opinion

We conducted our audit of the consolidated financial statements in accordance with the Standards on Auditing (SAs) specified under section 143(10) of the Companies Act, 2013. Our responsibilities under those Standards are further described in the Auditor's Responsibilities for the Audit of the Consolidated Financial Statements section of our report. We are independent of the Group, in accordance with the ethical requirements that are relevant to our audit of the consolidated financial statements in India in terms of the Code of Ethics issued by the Institute of Chartered Accountants of India ("ICAI") and the relevant provisions of the Companies Act, 2013, and we have fulfilled our other ethical responsibilities in accordance with these requirements. We believe that the audit evidence we have obtained is sufficient and appropriate to provide a basis for our opinion.

### Key Audit Matters

Key audit matters are those matters that, in our professional judgement, were of most significance in our audit of the consolidated financial statements of the current period. These matters were addressed in the context of our audit of the consolidated financial statements as a whole, and in forming our opinion thereon, and we do not provide a separate opinion on these matters. We have determined the matters described below to be the key audit matters to be communicated in our report.

Sr. No.	Key Audit Matter	Auditor's Response
1	<b>Revenue Recognition</b>  Revenue from the sale of goods (hereinafter referred to as "Revenue") is recognised when the Group performs its obligation to its customers and the amount of revenue can be measured reliably and recovery of the consideration is probable. The timing of such recognition is when the control over goods is transferred to the customers, which is mainly upon delivery.  The timing of revenue recognition is relevant to the reported performance of the Group. The management considers revenue as a key measure for evaluation of performance. There is a risk of revenue being recorded before the control over goods is transferred.  Refer Note 1.3A of the consolidated financial statements – Material Accounting Policies.	<b>Principal Audit Procedures</b>  Our audit approach was a combination of tests of internal controls and substantive procedures including: <ul style="list-style-type: none"><li>Assessing the appropriateness of Group's revenue recognition in line with Ind AS 115 – Revenue from Contracts with Customers.</li><li>Evaluating the design and implementation of Group's controls in respect of revenue recognition.</li><li>Testing the effectiveness of such controls over revenue cut off at the year end.</li><li>Testing the supporting documentation for sales transactions recorded during the period closer to the year-end and subsequent to the year-end, including examination of credit notes issued after the year end to determine whether revenue was recognised in the correct period.</li></ul>
2	<b>Appropriateness of capitalisation of costs as per Ind AS 16 Property, Plant and Equipment</b>  During the year, the Holding Company capitalised Rs 153.79 crores as Property, plant and equipment.  Given the significance of the capital expenditure, there is a risk that elements of costs that are ineligible for capitalization in accordance with the recognition criteria provided in Ind AS 16 - Property, Plant and Equipment are capitalized.  Refer Note 1.3B of the consolidated financial statements – Material Accounting Policies.	<b>Principal Audit Procedures</b>  We have performed the following procedures in relation to testing of capitalization of costs: <ul style="list-style-type: none"><li>Understood, evaluated and tested the design and operating effectiveness of key controls relating to capitalization of various costs incurred in relation to Property, Plant and Equipment.</li><li>Performed test of details with focus on those items that we considered significant due to their amount or nature and tested a number of items capitalized during the year against underlying supporting documents to ascertain nature of costs and whether they meet the recognition criteria provided in Ind AS 16 in this regard.</li></ul> Reviewed the other costs which are debited to Statement of Profit and Loss, to ascertain whether these meet the criteria for capitalization.

### Information Other than Financial Statements (Other Information)

The Holding Company's Board of Directors is responsible for the other information. The other information comprises the information included in the Annual Report but does not include the consolidated financial statements and our auditor's report thereon.

Our opinion on the consolidated financial statements does not cover the other information and we do not express any form of assurance conclusion thereon.

In connection with our audit of the consolidated financial statements, our responsibility is to read the other information identified above when it becomes available and, in doing so, consider whether the other information is materially inconsistent with the consolidated financial statements or our knowledge obtained in the audit or otherwise appears to be materially misstated.

If, based on the work we have performed, we conclude that there is a material misstatement of this other information, we are required to report that fact. We have nothing to report in this regard.

## Responsibilities of Management and Those Charged with Governance for the Consolidated Financial Statements

The Holding Company's Board of Directors is responsible for the preparation and presentation of the consolidated financial statements in term of the requirements of the Act that give a true and fair view of the consolidated financial position, consolidated financial performance, consolidated changes in equity and consolidated cash flows of the Group in accordance with the accounting principles generally accepted in India, including the Accounting Standards specified under section 133 of the Act. The respective Board of Directors of the companies included in the Group are responsible for maintenance of adequate accounting records in accordance with the provisions of the Act for safeguarding of the assets of the Group and for preventing and detecting frauds and other irregularities; selection and application of appropriate accounting policies; making judgments and estimates that are reasonable and prudent; and design, implementation and maintenance of adequate internal financial controls, that were operating effectively for ensuring the accuracy and completeness of the accounting records, relevant to the preparation and presentation of the consolidated financial statements that give a true and fair view and are free from material misstatement, whether due to fraud or error, which have been used for the purpose of preparation of the consolidated financial statements by the Directors of the Holding Company, as aforesaid.

In preparing the consolidated financial statements, the respective Board of Directors of the companies included in the Group are responsible for assessing the ability of the respective entities to continue as a going concern, disclosing, as applicable, matters related to going concern and using the going concern basis of accounting unless the respective management either intend to liquidate their respective entities or to cease operations, or has no realistic alternative but to do so.

Those respective Board of Directors of the companies included in the Group are also responsible for overseeing the financial reporting process of the Group.

## Auditor's Responsibilities for the Audit of the Consolidated Financial Statements

Our objectives are to obtain reasonable assurance about whether the consolidated financial statements as a whole are free from material misstatement, whether due to fraud or error, and to issue an auditor's report that includes our opinion. Reasonable assurance is a high level of assurance, but is not a guarantee that an audit conducted in accordance with SAs will always detect a material misstatement when it exists. Misstatements can arise

from fraud or error and are considered material if, individually or in the aggregate, they could reasonably be expected to influence the economic decisions of users taken on the basis of the consolidated financial statements.

As part of an audit in accordance with SAs, we exercise professional judgement and maintain professional skepticism throughout the audit. We also:

- Identify and assess the risks of material misstatement of the consolidated financial statements, whether due to fraud or error, design and perform audit procedures responsive to those risks, and obtain audit evidence that is sufficient and appropriate to provide a basis for our opinion. The risk of not detecting a material misstatement resulting from fraud is higher than for one resulting from error, as fraud may involve collusion, forgery, intentional omissions, misrepresentations, or the override of internal control.
- Obtain an understanding of internal control relevant to the audit in order to design audit procedures that are appropriate in the circumstances. Under section 143(3)(i) of the Act, we are also responsible for expressing our opinion on whether the Holding Company has adequate internal financial controls with reference to consolidated financial statements and the operating effectiveness of such controls.
- Evaluate the appropriateness of accounting policies used and the reasonableness of accounting estimates and related disclosures made by management.
- Conclude on the appropriateness of management's use of the going concern basis of accounting and, based on the audit evidence obtained, whether a material uncertainty exists related to events or conditions that may cast significant doubt on the Group's ability to continue as a going concern. If we conclude that a material uncertainty exists, we are required to draw attention in our auditor's report to the related disclosures in the consolidated financial statements or, if such disclosures are inadequate, to modify our opinion. Our conclusions are based on the audit evidence obtained up to the date of our auditor's report. However, future events or conditions may cause the Group to cease to continue as a going concern.
- Evaluate the overall presentation, structure and content of the consolidated financial statements, including the disclosures, and whether the consolidated financial statements represent the underlying transactions and events in a manner that achieves fair presentation.
- Obtain sufficient appropriate audit evidence regarding the financial information of the entities or business activities

within the Group to express an opinion on the consolidated financial statements.

Materiality is the magnitude of misstatements in the consolidated financial statements that, individually or in aggregate, makes it probable that the economic decisions of a reasonably knowledgeable user of the financial statements may be influenced. We consider quantitative materiality and qualitative factors in (i) planning the scope of our audit work and in evaluating the results of our work; and (ii) to evaluate the effect of any identified misstatements in the financial statements.

We communicate with those charged with governance regarding, among other matters, the planned scope and timing of the audit and significant audit findings, including any significant deficiencies in internal control that we identify during our audit.

We also provide those charged with governance with a statement that we have complied with relevant ethical requirements regarding independence, and to communicate with them all relationships and other matters that may reasonably be thought to bear on our independence, and where applicable, related safeguards.

From the matters communicated with those charged with governance, we determine those matters that were of most significance in the audit of the consolidated financial statements of the current period and are therefore the key audit matters. We describe these matters in our auditor's report unless law or regulation precludes public disclosure about the matter or when, in extremely rare circumstances, we determine that a matter should not be communicated in our report because the adverse consequences of doing so would reasonably be expected to outweigh the public interest benefits of such communication.

## Report on Other Legal and Regulatory Requirements

1. As required by Section 143(3) of the Act, we report that:

- a) We have sought and obtained all the information and explanations which to the best of our knowledge and belief were necessary for the purposes of our audit.
- b) In our opinion, proper books of account as required by law have been kept by the Group so far as it appears from our examination of those books except for the matter stated in paragraph (i)(vi) below on reporting under Rule 11(g) of the Companies (Audit and Auditors) Rules, 2014.
- c) The Consolidated Balance Sheet, the Consolidated Statement of Profit and Loss (including Other Comprehensive Income), Consolidated Statement of Changes in Equity and the Consolidated Statement of Cash Flows dealt with by this Report are in agreement

with the relevant books of account maintained for the purpose of the preparation of the consolidated financial statements.

- d) In our opinion, the aforesaid consolidated financial statements comply with the Indian Accounting Standards prescribed under Section 133 of the Act.
- e) On the basis of the written representations received from the directors of the Holding Company and the subsidiary company as on 31<sup>st</sup> March, 2024 taken on record by the Board of Directors of the respective company, none of the directors of the Holding Company and subsidiary company is disqualified as on 31<sup>st</sup> March, 2024 from being appointed as a director in terms of Section 164 (2) of the Act.
- f) The modification relating to the maintenance of accounts and other matters connected therewith are as stated in paragraph 1(b) above and paragraph (i)(vi) below on reporting under Rule 11(g) of the Companies (Audit and Auditors) Rules, 2014.
- g) With respect to the adequacy of the internal financial controls with reference to consolidated financial statements and the operating effectiveness of such controls, refer to our separate Report in "Annexure A".
- h) In our opinion and to the best of our information and according to the explanations given to us, the remuneration paid by the Holding Company and the subsidiary company to its respective directors during the year is in accordance with the provisions of section 197 of the Act.
- i) With respect to the other matters to be included in the Auditor's Report in accordance with Rule 11 of the Companies (Audit and Auditors) Rules, 2014, in our opinion and to the best of our information and according to the explanations given to us:
  - i. The Group has disclosed the impact of pending litigations on its financial position in its consolidated financial statements (Refer Note No. 37a of the consolidated financial statements).
  - ii. The Group did not have any long-term contracts including derivative contracts for which there were any material foreseeable losses.
  - iii. There has been no delay in transferring amounts, required to be transferred, to the Investor Education and Protection Fund by the by the Holding Company. There are no amounts which were required to be transferred to the Investor Education and Protection Fund by the subsidiary company.



iv. (a) The respective Managements of the Holding Company and its subsidiary company have represented (Refer Note 45 of the consolidated financial statements) that, to the best of its knowledge and belief, no funds (which are material either individually or in the aggregate) have been advanced or loaned or invested (either from borrowed funds or share premium or any other sources or kind of funds) by the Holding Company or its subsidiary company to or in any other person or entity, including foreign entity ("Intermediaries"), with the understanding, whether recorded in writing or otherwise, that the Intermediary shall, whether, directly or indirectly lend or invest in other persons or entities identified in any manner whatsoever by or on behalf of the Holding Company or its subsidiary company ("Ultimate Beneficiaries") or provide any guarantee, security or the like on behalf of the Ultimate Beneficiaries;

(b) The respective Managements of the Holding Company and its subsidiary company have represented (Refer Note 45 of the consolidated financial statements) that, to the best of its knowledge and belief, no funds (which are material either individually or in the aggregate) have been received by the Holding Company or its subsidiary company from any person or entity, including foreign entity ("Funding Parties"), with the understanding, whether recorded in writing or otherwise, that the Holding Company or its subsidiary company shall, whether, directly or indirectly, lend or invest in other persons or entities identified in any manner whatsoever by or on behalf of the Funding Party ("Ultimate Beneficiaries") or provide any guarantee, security or the like on behalf of the Ultimate Beneficiaries;

(c) Based on the audit procedures that have been considered reasonable and appropriate in the circumstances performed by us, nothing has come to our notice that has caused us to believe that the representations under sub-clause (i) and (ii) of Rule 11(e), as provided under (a) and (b) above, contain any material misstatement.

v. The final dividend paid by the Holding Company during the year in respect of the same declared for the previous year is in accordance with Section 123 of the Act to the extent it applies to payment of dividend. The subsidiary company has not declared or paid any dividend during the year.

As stated in Note 40c of the consolidated financial statements, the Board of Directors of the Holding Company have proposed final dividend for the year which is subject to the approval of the members of the Holding Company at the ensuing Annual General Meeting. The dividend declared is in accordance with Section 123 of the Act to the extent it applies to declaration of dividend.

vi. Based on our examination which included test checks, the Holding Company and its subsidiary have migrated to an accounting software for maintaining their books of account having the feature of recording audit trail (edit log) facility w.e.f 18<sup>th</sup> April, 2023 and the same has operated throughout the year since then for all relevant transactions recorded in the software. Further, during the course of our audit we did not come across any instance of audit trail feature being tampered with. However, the accounting software used by the Holding Company and its subsidiary has not been enabled with the feature of audit trail (edit log) at the server or database to log direct file level changes. Considering the limitation in the accounting software, we are unable to comment on whether the audit trail has been tampered with or not as required by Rule 3(1) of the Companies (Accounts) Rules, 2014. (Refer Note 46 of the consolidated financial statements)

2. As required by the Companies (Auditor's Report) Order, 2020, ("the Order") issued by the Central Government of India in terms of Section 143 (11) of the Act, we give in "Annexure B" a statement on the matters specified in paragraph 3(xxii) of the Order.

For **M. Anandam & Co.**,  
Chartered accountants  
(Firm Registration No.000125S)

Sd/-

**M V Ranganath**

Partner

Place: Hyderabad

Date: 8<sup>th</sup> May, 2024

Membership No.028031

UDIN: 24028031BKBUKE7635

## ANNEXURE "A"

### to the Independent Auditor's Report

(Referred to in paragraph 1(f) under 'Report on Other Legal Regulatory Requirements' section of our report of even date)

#### Report on the Internal Financial Controls with reference to Consolidated Financial Statements under Clause (i) of Sub-section 3 of Section 143 of the Companies Act, 2013 ("the Act")

##### Opinion

We have audited the internal financial controls with reference to the consolidated financial statements of Balaji Amines Limited ("the Holding Company") and its subsidiary company as of 31<sup>st</sup> March 2024 in conjunction with our audit of the consolidated financial statements of the Holding Company and its subsidiary company for the year ended on that date.

In our opinion, to the best of our information and according to the explanations given to us, the Holding Company and the subsidiary company have, in all material respects, an adequate internal financial controls system with reference to the consolidated financial statements and such internal financial controls with reference to the consolidated financial statements were operating effectively as at 31<sup>st</sup> March 2024, based on the internal control over financial reporting criteria established by the Holding Company considering the essential components of internal control stated in the Guidance Note on Audit of Internal Financial Controls Over Financial Reporting issued by the Institute of Chartered Accountants of India.

#### Management's Responsibility for Internal Financial Controls

The respective management of the companies included in the group are responsible for establishing and maintaining internal financial controls based on the internal control over financial reporting criteria established by the Holding Company considering the essential components of internal control stated in the Guidance Note on Audit of Internal Financial Controls over Financial Reporting issued by the Institute of Chartered Accountants of India ('ICAI'). These responsibilities include the design, implementation and maintenance of adequate internal financial controls that were operating effectively for ensuring the orderly and efficient conduct of its business, including adherence to the Holding Company's policies, the safeguarding of its assets, the prevention and detection of frauds and errors, the accuracy and completeness of the accounting records, and the timely preparation of reliable financial information, as required under the Companies Act, 2013.

#### Inherent Limitations of Internal Financial Controls with reference to the Consolidated Financial Statements

Because of the inherent limitations of internal financial controls with reference to the consolidated financial statements, including the possibility of collusion or improper management override of controls, material misstatements due to error or fraud may occur and not be detected. Also, projections of any evaluation of the internal financial controls with reference to the consolidated financial statements to future periods are subject to the risk that the internal financial control with reference to the consolidated financial statements may become inadequate because of changes in conditions, or that the degree of compliance with the policies or procedures may deteriorate.

#### Auditor's Responsibility

Our responsibility is to express an opinion on the Holding Company's internal financial controls with reference to the consolidated financial statements based on our audit. We conducted our audit in accordance with the Guidance Note on Audit of Internal Financial Controls over Financial Reporting (the "Guidance Note") and the Standards on Auditing prescribed under section 143(10) of the Companies Act, 2013, to the extent applicable to an audit of internal financial controls. Those Standards and the Guidance Note require that we comply with ethical requirements and plan and perform the audit to obtain reasonable assurance about whether adequate internal financial controls with reference to the consolidated financial statements were established and maintained and if such controls operated effectively in all material respects.

Our audit involves performing procedures to obtain audit evidence about the adequacy of the internal financial controls system with reference to the consolidated financial statements and their operating effectiveness. Our audit of internal financial controls with reference to the consolidated financial statements included obtaining an understanding of internal financial controls with reference to the consolidated financial statements, assessing the risk that a material weakness exists, and testing and evaluating the design and operating effectiveness of internal control based on the assessed risk. The procedures selected depend on the auditor's judgment, including the assessment of the risks of material misstatement of the consolidated financial statements, whether due to fraud or error.

We believe that the audit evidence we have obtained is sufficient and appropriate to provide a basis for our audit opinion on the Group's internal financial controls with reference to the consolidated financial statements.

#### Meaning of Internal Financial Controls with reference to the Consolidated Financial Statements

A Company's internal financial control with reference to the consolidated financial statements is a process designed to provide reasonable assurance regarding the reliability of financial reporting and the preparation of financial statements for external purposes in accordance with generally accepted accounting principles. A company's internal financial control

with reference to the consolidated financial statements includes those policies and procedures that (1) pertain to the maintenance of records that, in reasonable detail, accurately and fairly reflect the transactions and dispositions of the assets of the company; (2) provide reasonable assurance that transactions are recorded as necessary to permit preparation of financial statements in accordance with generally accepted accounting principles, and that receipts and expenditures of the company are being made only in accordance with authorisations of management and directors of the company; and (3) provide reasonable assurance regarding prevention or timely detection of unauthorised acquisition, use, or disposition of the company's assets that could have a material effect on the financial statements.

For **M. Anandam & Co.,**  
Chartered accountants  
(Firm Registration No.000125S)  
Sd/-  
**M V Ranganath**  
Partner  
Membership No.028031  
UDIN: 24028031BKBUKF8607

Place: Hyderabad  
Date: 8<sup>th</sup> May, 2024

## ANNEXURE "B"

### to the Independent Auditor's Report

With reference to Paragraph 2 under 'Report on Other Legal and Regulatory Requirements' section of our report to the Members of the Company, we report that:

In terms of the information and explanations sought by us and given by the Holding Company and its subsidiary company, the books of account and records examined by us in the normal course of audit and to the best of our knowledge and belief we state that there are no qualifications or adverse remarks in the report on Companies (Auditors Report) Order, 2020 of the companies included in the consolidated financial statements.

Place: Hyderabad  
Date: 8<sup>th</sup> May, 2024

For **M. Anandam & Co.,**  
Chartered accountants  
(Firm Registration No.000125S)  
Sd/-  
**M V Ranganath**  
Partner  
Membership No.028031  
UDIN: 24028031BKBUKF8607



## Consolidated Balance Sheet

as at March 31, 2024

(All amounts are in ₹ Lakhs, except for share data or as otherwise stated)

Particulars	Note	As at March 31, 2024	As at March 31, 2023
<b>I. ASSETS</b>			
<b>Non-current assets</b>			
(a) Property, plant and equipment	2.1	89,106.43	77,528.25
(b) Capital work-in-progress	2.2	20,259.40	11,322.95
(c) Intangible assets under development	2.3	191.59	-
(d) Investment property	3	501.50	522.04
(e) Financial assets			
(i) Investments	4	0.10	0.10
(ii) Other financial assets	5	709.17	646.11
(f) Other non-current assets	6	4,148.95	3,019.18
		<b>1,14,917.14</b>	<b>93,038.63</b>
<b>Current Assets</b>			
(a) Inventories	7	28,689.92	30,281.39
(b) Financial assets			
(i) Investments	8	-	7,265.34
(ii) Trade receivables	9	31,939.89	37,780.37
(iii) Cash and cash equivalents	10	8,120.21	9,636.05
(iv) Bank balances other than (iii) above	11	25,859.04	13,956.09
(v) Other financial assets	12	30.75	49.98
(c) Other current assets	13	5,058.35	4,272.93
		<b>99,698.14</b>	<b>1,03,242.14</b>
<b>TOTAL ASSETS</b>		<b>2,14,615.28</b>	<b>1,96,280.77</b>
<b>II. EQUITY AND LIABILITIES</b>			
<b>Equity</b>			
(a) Equity share capital	14	648.02	648.02
(b) Other equity	15	1,71,537.80	1,54,775.41
<b>Attributable to the owners of the Parent</b>		<b>1,72,185.82</b>	<b>1,55,423.43</b>
Non-controlling interests		17,138.36	14,392.51
		<b>1,89,324.18</b>	<b>1,69,815.94</b>
<b>Liabilities</b>			
<b>Non-current liabilities</b>			
(a) Financial liabilities			
(i) Borrowings	16	1,060.61	3,030.25
(ii) Other financial liabilities	17	106.49	100.14
(b) Provisions	18	443.97	182.46
(c) Deferred tax liabilities (net)	19	8,749.82	8,121.16
(d) Other non current liabilities	20	59.82	97.04
		<b>10,420.71</b>	<b>11,531.05</b>
<b>Current Liabilities</b>			
(a) Financial liabilities			
(i) Borrowings	21	909.09	2,727.18
(ii) Trade payables	22		
a) Total outstanding dues of micro enterprises and small enterprises		2,143.83	1,474.46
b) Total outstanding dues of creditors other than micro enterprises and small enterprises		5,635.26	4,735.99
(iii) Other current financial liabilities	23	5,027.89	4,815.54
(b) Other current liabilities	24	497.02	583.73
(c) Provisions	25	291.25	31.82
(d) Current tax liabilities (net)	26	366.06	565.08
		<b>14,870.39</b>	<b>14,933.79</b>
<b>TOTAL EQUITY AND LIABILITIES</b>		<b>2,14,615.28</b>	<b>1,96,280.77</b>
Material accounting policies	1.3		

The accompanying notes are an integral part of the consolidated financial statements

As per our report of even date

For **M.Anandam & Co.,**  
Chartered Accountants  
(Firm Regn No: 000125S)

**For and on behalf of Board of Directors**

Sd/-  
**M V Ranganath**  
Partner  
Membership No.028031  
Place : Hyderabad  
Date : 08-05-2024

Sd/-  
**A Prathap Reddy**  
Executive Chairman  
DIN 00003967  
Place : Hyderabad  
Date : 08-05-2024

Sd/-  
**A Srinivas Reddy**  
Whole Time Director & CFO  
DIN 03169721  
Place : Hyderabad  
Date : 08-05-2024

Sd/-  
**Lakhan Dargad**  
Company Secretary  
M No : A52571  
Place : Solapur  
Date : 08-05-2024

## Consolidated Statement of Profit and Loss

for the year ended March 31, 2024

(All amounts are in ₹ Lakhs, except for share data or as otherwise stated)

Particulars	Note	Year ended March 31, 2024	Year ended March 31, 2023
<b>I. Income</b>			
Revenue from operations	27	1,64,151.30	2,35,539.56
Other income	28	2,963.77	1,524.64
<b>Total income</b>		<b>1,67,115.07</b>	<b>2,37,064.20</b>
<b>II. Expenses</b>			
Cost of materials consumed	29	91,624.97	1,26,119.93
Changes in inventories of work-in-progress and finished goods	30	(1,305.10)	(1,541.08)
Employee benefits expense	31	8,226.81	8,520.57
Finance costs	32	644.23	1,197.17
Depreciation	33	4,537.36	4,557.34
Other expenses	34	33,231.25	41,528.75
<b>Total expenses</b>		<b>1,36,959.52</b>	<b>1,80,382.68</b>
<b>III. Profit before tax (I-II)</b>		<b>30,155.55</b>	<b>56,681.52</b>
<b>IV. Tax expense:</b>			
(1) Current tax	35	6,949.62	14,703.31
(2) Earlier years' tax		(650.39)	40.50
(3) Deferred tax		626.02	1,369.41
<b>Total tax expense</b>		<b>6,925.25</b>	<b>16,113.22</b>
<b>V. Profit for the year (III- IV)</b>		<b>23,230.30</b>	<b>40,568.30</b>
<b>Attributable to:</b>			
<b>(a) Owners of the parent</b>		20,485.36	32,552.00
<b>(b) Non-controlling interests</b>		2,744.96	8,016.30
<b>VI. Other comprehensive income</b>			
<b>Items that will not be reclassified to profit or loss</b>			
a) Re-measurement of defined benefit plans		(479.32)	(25.48)
b) Income tax relating to item (a) above		(2.66)	2.66
<b>Other comprehensive income (net of tax)</b>		<b>(481.98)</b>	<b>(22.82)</b>
<b>VII. Total comprehensive income for the year</b>		<b>22,748.32</b>	<b>40,545.48</b>
<b>Attributable to:</b>			
(a) Owners of the parent		20,002.49	32,532.09
(b) Non-controlling interests		2,745.85	8,013.39
<b>VIII. Earnings per equity share (Face value of Rs.2/-each)</b>			
(1) Basic (in Rs.)	36	63.22	100.47
(2) Diluted (in Rs.)		63.22	100.47
Material accounting policies	1.3		

The accompanying notes are an integral part of the consolidated financial statements

As per our report of even date

For **M.Anandam & Co.,**  
Chartered Accountants  
(Firm Regn No: 000125S)

**For and on behalf of Board of Directors**

Sd/-  
**M V Ranganath**  
Partner  
Membership No.028031  
Place : Hyderabad  
Date : 08-05-2024

Sd/-  
**A Prathap Reddy**  
Executive Chairman  
DIN 00003967  
Place : Hyderabad  
Date : 08-05-2024

Sd/-  
**A Srinivas Reddy**  
Whole Time Director & CFO  
DIN 03169721  
Place : Hyderabad  
Date : 08-05-2024

Sd/-  
**Lakhan Dargad**  
Company Secretary  
M No : A52571  
Place : Solapur  
Date : 08-05-2024

## Consolidated Statement of Cash Flows

for the year ended March 31, 2024

(All amounts are in ₹ Lakhs, except for share data or as otherwise stated)

Particulars	Year ended March 31, 2024	Year ended March 31, 2023
<b>Cash flow from operating activities:</b>		
Profit before tax	30,155.55	56,681.52
<b>Adjustments for:</b>		
Depreciation	4,537.36	4,557.34
Liabilities no longer required written back	(23.14)	(109.38)
Finance costs	644.23	1,197.17
Loss/(profit) on sale of property, plant and equipment	(2.38)	0.53
Profit on redemption of mutual funds designated at FVTPL	(46.31)	(265.41)
Property, plant and equipment written off	59.10	286.29
Provision for doubtful debts	14.84	13.02
Interest income	(2,174.25)	(389.11)
<b>Operating cash flow before working capital changes</b>	<b>33,165.02</b>	<b>61,971.97</b>
<b>Changes in operating assets and liabilities</b>		
(Increase) / decrease in inventories	1,591.47	(8,045.56)
(Increase) / decrease in trade receivables	5,825.64	21,034.21
(Increase) / decrease in financial assets other than trade receivables	(11,933.35)	(12,466.55)
(Increase) / decrease in other current assets	(785.42)	225.81
(Increase) / decrease in other non current assets	(20.17)	547.28
Increase / (decrease) in trade payables	1,591.77	(11,754.50)
Increase / (decrease) in other financial liabilities	(438.67)	(1,065.37)
Increase / (decrease) in provisions	41.62	91.50
Increase / (decrease) in other current liabilities	(86.71)	(244.73)
Increase / (decrease) in other non current liabilities	(38.00)	(179.09)
Increase / (decrease) in other non current financial liabilities	6.35	7.19
Increase / (decrease) in current tax liabilities	(218.56)	(501.58)
<b>Cash generated from operations</b>	<b>28,700.99</b>	<b>49,620.63</b>
Direct taxes paid (net)	(6,279.68)	(14,222.53)
<b>Net cash flow from/(used in) operating activities</b>	<b>22,421.31</b>	<b>35,398.10</b>
<b>Cash flow from investing activities</b>		
(Increase)/decrease of property, plant and equipment including (increase)/decrease in capital work-in-progress	(25,262.08)	(12,022.41)
Increase in intangible assets under development	(191.59)	-
Proceeds from sale of property, plant and equipment	3.10	15.25
(Increase)/decrease in capital advances	(1,109.61)	(1,894.21)
Increase/(decrease) in capital creditors	651.03	(426.15)
Purchase of investments designated at FVTPL	-	(9,499.93)
Proceeds from sale of investments designated at FVTPL	7,311.65	2,500.00
Interest received	2,156.93	376.03
<b>Net cash flow from/(used in) investing activities</b>	<b>(16,440.58)</b>	<b>(20,951.44)</b>

## Consolidated Statement of Cash Flows (Contd.)

for the year ended March 31, 2024

(All amounts are in ₹ Lakhs, except for share data or as otherwise stated)

Particulars	Year ended March 31, 2024	Year ended March 31, 2023
<b>Cash flow from financing activities</b>		
Repayment of non-current borrowings	(3,787.73)	(2,727.18)
Proceeds/ (repayment) from current borrowings (net)	-	(1,579.12)
Amount received from promoters in relation to IPO withdrawn	354.68	-
Expenses in relation to IPO withdrawn	(171.39)	(664.23)
Payments of lease liabilities	(7.80)	-
Dividend paid	(3,240.10)	(1,944.06)
Interest paid	(644.23)	(1,208.66)
<b>Net cash flow from/(used in) financing activities</b>	<b>(7,496.58)</b>	<b>(8,123.25)</b>
<b>Net increase/(decrease) in cash and cash equivalents</b>	<b>(1,515.84)</b>	<b>6,323.41</b>
<b>Cash and Cash equivalents at the beginning of the year</b>	<b>9,636.05</b>	<b>3,312.64</b>
<b>Cash and Cash equivalents at the end of the year</b>	<b>8,120.21</b>	<b>9,636.05</b>
<b>Reconciliation of Cash and Cash equivalents with the Balance Sheet</b>		
<b>Cash and Cash equivalents as per Balance Sheet - Refer Note 10 of the consolidated Financial statements</b>		
Balance with banks		
- in current accounts	672.52	961.90
- debit balance in cash credit accounts	2,053.07	2,537.50
Margin money deposit accounts	5,388.72	6,135.64
Cash on hand	5.88	1.01
<b>Cash and Cash equivalents at the end of the year</b>	<b>8,120.21</b>	<b>9,636.05</b>

### Net debt reconciliation

Particulars	As at March 31, 2024	As at March 31, 2023
Opening balance of borrowings	5,757.43	10,063.73
Proceeds from non-current borrowings	-	-
Repayment of non-current borrowings	(3,787.73)	(2,727.18)
Proceeds from / (repayment of) current borrowings	-	(1,579.12)
<b>Closing balance of borrowings</b>	<b>1,969.70</b>	<b>5,757.43</b>

Note : The above Statement of Cash Flows has been prepared under the indirect method as set out in the Indian Accounting Standard (Ind AS) 7 -

"Statement of Cash Flows".

Material accounting policies - 1.3

The accompanying notes are an integral part of the consolidated financial statements

As per our report of even date

For **M.Anandam & Co.,**  
Chartered Accountants  
(Firm Regn No: 0001255)

**For and on behalf of Board of Directors**

Sd/-  
**M V Ranganath**  
Partner  
Membership No.028031  
Place : Hyderabad  
Date : 08-05-2024

Sd/-  
**A Prathap Reddy**  
Executive Chairman  
DIN 00003967  
Place : Hyderabad  
Date : 08-05-2024

Sd/-  
**A Srinivas Reddy**  
Whole Time Director & CFO  
DIN 03169721  
Place : Hyderabad  
Date : 08-05-2024

Sd/-  
**Lakhan Dargad**  
Company Secretary  
M No : A52571  
Place : Solapur  
Date : 08-05-2024



## Consolidated Statement of Changes in Equity

for the year ended March 31, 2024

(All amounts are in ₹ Lakhs, except for share data or as otherwise stated)

I) Equity share capital						
Particulars	Amount					
Balance as at April 1, 2023	648.02					
Add: Changes in equity share capital due to prior period errors	-					
Changes in equity share capital during the year	-					
Balance as at March 31, 2024	648.02					
Balance as at April 1, 2022	648.02					
Add: Changes in equity share capital due to prior period errors	-					
Changes in equity share capital during the year	-					
Balance as at March 31, 2023	648.02					
II) Other equity						
Particulars	Reserves and Surplus					Total
	Securities Premium	Capital Reserve	State Subsidy	Retained Earnings	General Reserve	
Balance as at April 1, 2023	569.61	304.11	-	1,38,814.25	15,087.44	1,54,775.41
Profit for the year	-	-	-	20,485.36	-	20,485.36
Other comprehensive income/(loss)	-	-	-	(482.87)	-	(482.87)
Transfer to capital reserve			-	-	-	-
Transfer to general reserve	-	-	-	(1,713.00)	1,713.00	-
Dividends paid	-	-	-	(3,240.10)	-	(3,240.10)
Balance as at March 31, 2024	569.61	304.11	-	1,53,863.64	16,800.44	1,71,537.80
Balance as at April 1, 2022	569.61	6.21	297.90	1,10,651.07	12,812.02	1,24,336.81
Changes in retained earnings due to prior period errors				(148.85)		(148.85)
Profit for the year	-	-	-	32,551.43	-	32,551.43
Other comprehensive income/(loss)				(19.91)	-	(19.91)
Transfer to capital reserve		297.90	(297.90)	-	-	-
Transfer to general reserve	-	-	-	(2,275.42)	2,275.42	-
Dividends paid	-	-	-	(1,944.06)	-	(1,944.06)
Balance as at March 31, 2023	569.61	304.11	-	1,38,814.25	15,087.44	1,54,775.41

### Notes:

Refer Note 15 for description of the nature and purpose of each reserve within other equity.

Material accounting policies - 1.3

The accompanying notes are an integral part of the consolidated financial statements

As per our report of even date

For **M.Anandam & Co.,**  
Chartered Accountants  
(Firm Regn No: 000125S)

For and on behalf of Board of Directors

Sd/-  
**M V Ranganath**  
Partner  
Membership No.028031  
Place : Hyderabad  
Date : 08-05-2024

Sd/-  
**A Prathap Reddy**  
Executive Chairman  
DIN 00003967  
Place : Hyderabad  
Date : 08-05-2024

Sd/-  
**A Srinivas Reddy**  
Whole Time Director & CFO  
DIN 03169721  
Place : Hyderabad  
Date : 08-05-2024

Sd/-  
**Lakhan Dargad**  
Company Secretary  
M No : A52571  
Place : Solapur  
Date : 08-05-2024

## Notes forming part of the Consolidated Financial Statements

for the year ended March 31, 2024

(All amounts are in ₹ Lakhs, except for share data or as otherwise stated)

### 1 MATERIAL ACCOUNTING POLICIES & OTHER INFORMATION

#### 1.1 Corporate Information

Balaji Amines Limited (BAL/'the Company'/'the Parent'/'the Holding Company') is a Public Limited company incorporated in India under the provisions of the Companies Act 2013. The Company together with its subsidiary is collectively referred to as "the Group". The Company's registered office is located at Balaji Towers, No.9/1A/1, Hotgi Road, Aasara Chowk, Solapur, Maharashtra - 413224. The equity shares of BAL are listed on the National Stock Exchange of India Limited (NSE) and BSE Limited (BSE), in India. The Group is engaged in manufacturing of speciality chemicals, aliphatics amines and derivatives. The Holding Company also owns a Five Star Hotel in Solapur, Maharashtra.

#### 1.2 Basis of preparation and measurement

##### (i) Statement of compliance & basis of preparation

The consolidated financial statements (hereinafter referred to as 'consolidated financial statements') have been prepared in accordance with the Indian Accounting Standards (Ind AS) as per the Companies (Indian Accounting Standards) Rules, 2015, as amended from time to time, notified under section 133 of the Companies Act, 2013, ("Act") and other relevant provisions of the Act.

The consolidated financial statements have been prepared on a going concern basis. The accounting policies are applied consistently to all the periods presented in the consolidated financial statements except where a newly issued accounting standard is initially adopted or a revision to an existing accounting standard requires change in accounting policy hitherto in use.

The consolidated financial statements were approved for issue by the Board of Directors on 8<sup>th</sup> May, 2024.

##### (ii) Functional and presentation currency

These consolidated financial statements are presented in Indian Rupees (INR), which is also the Group's functional currency. All financial information presented in Indian rupees have been rounded-off to two decimal places to the nearest lakh except share data or as otherwise stated.

##### (iii) Basis of measurement

The consolidated financial statements have been prepared on the historical cost basis except for the following items:

- Certain financial assets and liabilities : Measured at fair value
- Net defined benefit (asset)/ liability : Fair value of plan assets less present value of defined benefit obligations

- Borrowings : Amortised cost using effective interest rate method

#### (iv) Use of estimates and judgements

In preparation of the consolidated financial statements, the Group makes judgements, estimates and assumptions about the carrying values of assets and liabilities that are not readily apparent from other sources. The estimates and the associated assumptions are based on historical experience and other factors that are considered to be relevant. Actual results may differ from these estimates.

The estimates and the underlying assumptions are reviewed on an ongoing basis. Revisions to accounting estimates are recognised in the period in which the estimate is revised and future periods affected.

The areas involving significant judgements and estimates are estimation of useful lives of property, plant and equipment and intangible assets, impairment of property, plant and equipment and intangible assets, provision for employee benefits and other provisions, contingent liabilities and recoverability of deferred tax assets.

#### Assumptions and estimation uncertainties

Information about assumptions and estimation uncertainties that have a significant risk of resulting in a material adjustment within the next financial year are included in the following notes:

- Determining an asset's expected useful life and the expected residual value at the end of its life;
- Impairment of financial assets;
- Measurement of defined benefit obligations: key actuarial assumptions;
- Recognition and measurement of provisions and contingencies: key assumptions about the likelihood and magnitude of an outflow of resources;
- Recognition of tax expense including deferred tax

#### Measurement of fair values

Group accounting policies and disclosures require measurement of fair value for both financial and non-financial assets.

Fair value is the price that would be received to sell an asset or paid to transfer a liability in an orderly transaction between market participants at the measurement date. The fair value measurement is based on the presumption that the transaction to sell the asset or transfer the liability takes place either:

- In the principal market for the asset or liability or

## Notes forming part of the Consolidated Financial Statements

for the year ended March 31, 2024

(All amounts are in ₹ Lakhs, except for share data or as otherwise stated)

- In the absence of a principal market, in the most advantageous market for the asset or liability

The principal or the most advantageous market must be accessible by the Group. The fair value of an asset or a liability is measured using the assumptions that market participants would use when pricing the asset or liability, assuming that market participants act in their economic best interest.

The Group uses valuation techniques that are appropriate in the circumstances and for which sufficient data is available to measure fair value, maximizing the use of relevant observable inputs and minimizing the use of unobservable inputs.

Fair values are categorised into different levels in a fair value hierarchy based on the inputs used in the valuation techniques as follows.

**Level 1:** quoted prices (unadjusted) in active markets for identical assets or liabilities.

**Level 2:** inputs other than quoted prices included in Level 1 that are observable for the asset or liability, either directly (i.e. as prices) or indirectly (i.e. derived from prices).

**Level 3:** inputs for the asset or liability that are not based on observable market data (unobservable inputs).

When measuring the fair value of an asset or a liability, the Group uses observable market data as far as possible. If the inputs used to measure the fair value of an asset or a liability fall into different levels of the fair value hierarchy, then the fair value measurement is categorised in its entirety in the same level of the fair value hierarchy as the lowest level input that is significant to the entire measurement.

The Group recognises transfers between levels of the fair value hierarchy at the end of the reporting period during which the change has occurred.

Further information about the assumptions made in measuring fair values is included Note 41 - Financial instruments

### (vii) Principles and basis of consolidation

The Consolidated Financial Statements (CFS) include the financial statements of the Company and its subsidiary

#### a. Subsidiaries

Subsidiaries are entities controlled by the Group. Control is achieved when the Group is exposed, or has rights, to variable returns from its involvement with the investee and has the ability to affect those returns through its power over the investee. Specifically, the Group controls an investee if, and only if, the Group has:

- Power over the investee (i.e. existing rights that give it the current ability to direct the relevant activities of the investee);
- Exposure, or rights, to variable returns from its involvement with the investee; and the ability to use its power over the investee to affect its returns.
- The ability to use its power over the investee to affect its returns.

The Group re-assesses whether or not it controls an investee if facts and circumstances indicate that there are changes to one or more of the three elements of control. Consolidation of a subsidiary begins when the Group obtains control over the subsidiary and ceases when the Group loses control of the subsidiary. Assets, liabilities, income and expenses of a subsidiary acquired or disposed of during the year are included in the consolidated financial statements from the date the Group gains control until the date the Group ceases to control the subsidiary.

Consolidated financial statements are prepared using uniform accounting policies for like transactions and other events in similar circumstances. If a member of the Group uses accounting policies other than those adopted in the consolidated financial statements for like transactions and events in similar circumstances, appropriate adjustments are made to that Group member's financial statements in preparing the consolidated financial statements to ensure conformity with the Group's accounting policies.

The financial statements of all entities used for the purpose of consolidation are drawn up to same reporting date as that of the Holding Company, i.e. year ended on March 31.

#### b. Consolidation procedures:

- Combine like items of assets, liabilities, equity, income, expenses and cash flows of the Holding Company with that of its subsidiary. For this purpose, income and expenses of the subsidiary are based on the amounts of the assets and liabilities recognized in the consolidated financial statements at the acquisition date.
- Offset (eliminate) the carrying amount of the Holding Company's investment in the subsidiary and the Holding Company's portion of equity of the subsidiary. Business combinations policy explains how to account for any related goodwill.
- Eliminate in full intragroup assets and liabilities, equity, income, expenses and cash flows relating to transactions between entities of the Group (profits or losses resulting from intragroup transactions that are recognized in assets, such as inventory and

## Notes forming part of the Consolidated Financial Statements

for the year ended March 31, 2024

(All amounts are in ₹ Lakhs, except for share data or as otherwise stated)

property, plant and equipment and intangible assets, are eliminated in full). Intragroup losses may indicate an impairment that requires recognition in the consolidated financial statements. Ind AS 12 Income Taxes applies to temporary differences that arise from the elimination of profit and losses resulting from intragroup transactions.

- The excess of the Group's investment in a subsidiary over its share in the net worth of such subsidiary on the date control is acquired is treated as goodwill while a deficit is considered as a capital reserve in the consolidated financial statements.

#### c. Non-controlling interests (NCI)

NCI is measured at their proportionate share of the acquiree's net identifiable assets at the date of acquisition. The Group presents the non-controlling interests in the Balance Sheet within equity, separately from the equity of the Group as owners.

Changes in the Group's equity interest in a subsidiary that do not result in a loss of control are accounted for as equity transactions.

#### d. Subsidiary considered in the consolidated financial statements:

Balaji Speciality Chemicals Limited, incorporated in India, where the Holding company has 55% (P.Y. 55%) ownership has been considered for the purpose of consolidated financial statements

#### (vi) Current and non-current classification:

Based on the time involved between the acquisition of assets for processing and their realisation in cash and cash equivalents, the Group has ascertained its operating cycle as 12 months for the purpose of current or non-current classification of assets and liabilities in the Balance sheet.

### 1.3 Material accounting policies

#### A Revenue recognition

##### (i) Revenue from Amines Division

##### Revenue from contract with customers

Revenue is recognised when the performance obligations have been satisfied, which is once control of the goods and services are transferred from the Group to the customer. Revenue related to the sale of goods and services is recognised when the product or service is delivered to the destination specified by the customer, and the customer has gained control through their ability to direct the use of and obtain substantially all the benefits from the asset. Revenue is measured based on consideration specified in

the contract with a customer which is measured at the fair value of the consideration received or receivable, net of returns and allowances, trade discounts and volume rebates and excludes amounts collected on behalf of third parties.

#### (ii) Revenue from Hotel Division

**Rooms, Food and Beverage and Banquets:** Revenue is recognised at the transaction price that is allocated to the performance obligation. Revenue includes room revenue, food and beverage sale and banquet services which is recognised once the rooms are occupied, food and beverages are sold and banquet services have been provided as per the contract with the customer. Advance, if any, received against room bookings are treated as a liability pending finalization of bill / provision of services.

**Space and shop rentals:** Rentals basically consists of rental revenue earned from letting of spaces for retails and office at the properties. These contracts for rentals are generally of short-term in nature. Revenue is recognised in the period in which services are being rendered.

#### (iii) Recognition of interest income and export benefits

Interest income is recognized on accrual basis taking into account the amount outstanding and rate applicable.

Rental income from investment properties is recognised on a straight line basis over the term of the relevant leases.

Export benefit entitlements are recognized in the statement of profit and loss, when right to receive such entitlement is established as per terms of the relevant scheme in respect of exports made and where there is no significant uncertainty regarding compliance with the terms and conditions of such scheme.

Pending export obligation is recognised and disclosed as non-current liability in the Balance Sheet and transferred to the Statement of Profit and Loss upon satisfaction of obligation and where there is no significant uncertainty regarding compliance with the terms and conditions of such scheme.

#### B Property, plant and equipment (PPE)

Property, plant and equipment acquired by the Group are carried at acquisition cost less accumulated depreciation and accumulated impairment losses, if any. The acquisition cost for this purpose includes the purchase price (net of duties and taxes which are recoverable in future) and expenses directly attributable to the asset to bring it to the site and in the working condition for its intended use. Subsequent costs are included in the asset's carrying amount or recognised as a separate asset, as appropriate, only when it is probable that future economic benefits



## Notes forming part of the Consolidated Financial Statements

for the year ended March 31, 2024

(All amounts are in ₹ Lakhs, except for share data or as otherwise stated)

associated with the item will flow to the Group and the cost of the item can be measured reliably. All other repairs and maintenance are charged to statement of profit and loss during the reporting period in which they are incurred. An item of property, plant and equipment is derecognized upon disposal or when no future economic benefits are expected to arise from its use. Difference between the sales proceeds and the carrying amount of the asset is recognized in the statement of profit and loss.

The catalyst is an asset that facilitates the process that increases the future economic benefits and output efficiency expected from the plant.

Land allotted by MIDC on long lease basis is treated as "Lease Hold Land" on the basis of possession leaser from MIDC (the Lessor), The one-time lump sum premium paid at the time of allotment is amortized over the period of the lease.

### C Capital work-in-progress

Capital work-in-progress is carried at cost less impairment loss, if any. It comprises of property, plant and equipment that are not yet ready for their intended use at the reporting date.

### D Research and Development

Revenue expenditure on research is charged to Statement of profit and loss in the year in which it is incurred. Development Expenditure incurred on development of new processes or products which are expected to generate future economic benefits, are treated as Intangible Assets and are amortized in accordance with estimated useful life. Other development expenses are charged to the Statement of profit and loss in the year in which they are incurred.

### E Investment Property

Investment property are the properties held to earn rentals and/or for capital appreciation (including property under construction for such purposes). Investment properties are measured initially at cost, including transaction costs. Subsequent to initial recognition, investment properties are measured at cost model which is in accordance with Ind AS 40. An investment property is derecognised upon disposal or when the investment property is permanently withdrawn from use and no further economic benefits expected from disposal. Any gain or loss arising on derecognition of the property is included in profit or loss in the period in which the property is derecognised. Depreciation on building is provided over its useful life of 30 years using the Straight Line Method.

### F Depreciation and Amortisation

Depreciable amount for assets is the cost of an asset,

or other amount substituted for cost, less its estimated residual value. Depreciation is recognised so as to write off the cost of assets (other than freehold land and properties under construction) less their residual values over their useful lives, using straight-line method as per the useful life prescribed in Schedule II to the Companies Act, 2013. The Group reviews the residual value, useful lives and depreciation method annually and, if expectations differ from previous estimates, the change is accounted for as a change in accounting estimate on a prospective basis. An asset's carrying amount written down immediately to its recoverable amount if the asset's carrying amount is greater than its estimated recoverable amount. Catalyst is depreciated over the useful life estimated by Management.

### G Government grants and subsidies

Grants from the government are recognised where there is a reasonable assurance that the grant will be received and the Group will comply with all attached conditions.

### H Leases

#### As a Lessor:

Leases for which the Group is a lessor is classified as a finance or operating lease. Whenever the terms of the lease transfer substantially all the risks and rewards of ownership to the lessee, the contract is classified as a finance lease. All other leases are classified as operating leases.

When the Group is an intermediate lessor, it accounts for its interests in the head lease and the sublease separately. The sublease is classified as a finance or operating lease by reference to the right-of-use asset arising from the head lease.

Operating lease – Rentals payable under operating leases are charged to the statement of profit and loss on a straight line basis over the term of the relevant lease unless another systematic basis is more representative of the time pattern in which economic benefits from the leased assets are utilised.

### I Employee benefits:

#### Short-term employee benefits

Wages and salaries, including non-monetary benefits that are expected to be settled within 12 months after the end of the period in which the employees render the related service are recognised in respect of employees' services up to the end of the reporting period and are measured at the amounts expected to be paid when the liabilities are settled. The liabilities are presented as current employee benefit obligations in the balance sheet.

## Notes forming part of the Consolidated Financial Statements

for the year ended March 31, 2024

(All amounts are in ₹ Lakhs, except for share data or as otherwise stated)

### Defined benefit plan - Gratuity obligation

The liability or assets recognized in the balance sheet in respect of gratuity plans is the present value of the defined benefit obligation at the end of the reporting period less the fair value of plan assets. The defined benefit obligation is calculated annually by actuaries using the projected unit credit method.

The present value of the defined benefit obligation is determined by discounting the estimated future cash outflows by reference to market yields at the end of the reporting period on government bonds that have terms approximating to the terms of the related obligation.

The net interest cost is calculated by applying the discount rate to the net balance of the defined benefit obligation and the fair value of plan assets. This cost is included in employee benefit expense in the statement of profit and loss.

Remeasurement gains and losses arising from experience adjustments and changes in actuarial assumptions are recognized in the period in which they occur, directly in other comprehensive income. They are included in retained earnings in the statement of changes in equity and in the balance sheet.

Changes in the present value of the defined benefit obligation resulting from plan amendments or curtailments are recognized immediately in profit or loss. The gratuity liability is covered through a recognized Gratuity Fund managed by Life Insurance Corporation of India and the contributions made under the scheme are charged to Statement of Profit and Loss.

### Defined benefit plan - Other long-term employee benefit obligations

The liabilities for earned leave is not expected to be settled wholly within 12 months after the end of the period in which the employees render the related service. They are therefore measured at the present value of expected future payments to be made in respect of services provided by employees up to the end of the reporting period using the projected unit credit method. The benefits are discounted using the market yields at the end of the reporting period that have terms approximating to the terms of the related obligations. Remeasurements as a result of the experience adjustments and changes in actuarial assumptions are recognized in profit or loss. The obligations are presented as current liabilities in the balance sheet if the entity does not have an unconditional right to defer settlement for at least twelve months after the reporting period, regardless of when the actual settlement is expected to occur.

### Defined contribution plans

Contributions to post employment benefit plans in the form of provident funds, employee state insurance scheme and pension scheme as per regulations are charged as an expense on accrual basis when employees have rendered the service. The Group has no further payment obligations once the contributions have been paid.

### J Tax expenses

Accounting treatment in respect of deferred taxation and current tax is in accordance with Indian Accounting Standard 12 (Ind AS 12) - "Income Taxes"

Tax expense for the year comprises current and deferred tax.

Current Tax is the amount of tax payable on the taxable income for the year as determined in accordance with the applicable tax rates and the provisions of the Income-tax Act, 1961 and other applicable tax laws that have been enacted or substantively enacted by the end of the reporting period.

Deferred tax is recognised on temporary differences between the carrying amounts of assets and liabilities in the consolidated financial statements and the corresponding tax bases used in the computation of taxable profit. Deferred tax liabilities are generally recognised for all taxable temporary differences. Deferred tax assets are generally recognised for all deductible temporary differences to the extent that it is probable that taxable profits will be available against which those deductible temporary differences can be utilised. Such deferred tax assets and liabilities are not recognised if the temporary differences arise from the initial recognition (other than in a business combination) of assets and liabilities in a transaction that affects neither the taxable profit nor the accounting profit. In addition, deferred tax liabilities are not recognised if the temporary difference arises from the initial recognition of goodwill.

The carrying amount of deferred tax assets is reviewed at the end of each reporting period and reduced to the extent that it is no longer probable that sufficient taxable profits will be available to allow all or part of the asset to be recovered. Deferred tax assets and liabilities are measured at the tax rates that are expected to apply in the period in which the liability is settled or the asset realised, based on tax rates (and tax laws) that have been enacted or substantively enacted by the end of the reporting period.

Tax relating to items recognized directly in equity or other comprehensive income is recognised in equity or other comprehensive income and not in the Statement of Profit and Loss.

Deferred tax assets and liabilities are offset if there is a legally

## Notes forming part of the Consolidated Financial Statements

for the year ended March 31, 2024

(All amounts are in ₹ Lakhs, except for share data or as otherwise stated)

enforceable right to offset current tax liabilities and assets, and they are related to income taxes levied by the same tax authority, but they intend to settle current tax liabilities and assets on a net basis or their tax assets and liabilities will be realized simultaneously.

### K Inventories

Raw materials, packing materials, stores and spares, and other consumables are valued at cost or net realizable value, whichever is lower. Cost comprises of basic cost (net of GST, if any) and other costs incurred in bringing them to their respective present location and condition. Cost is determined on a First-in-First Out basis. Work-in-Progress and finished goods are valued at cost or net realizable value, whichever is lower. Cost includes all direct costs and a proportion of other fixed manufacturing overheads based on normal operating capacity.

### Food & Beverages:

Groceries and beverages are valued at cost which is determined on weighted average basis.

### L Cash and cash equivalents

Cash and cash equivalents in the balance sheet comprise cash at banks and on hand and short-term deposits with an original maturity of not more than three months, which are subject to an insignificant risk of changes in value.

### M Foreign Currency Transactions

The consolidated financial statements of the Group are presented in Indian rupees, which is the functional currency of the Group and the presentation currency for the consolidated financial statements. Transactions in foreign currencies are recorded at the exchange rates prevailing on the date of transaction. Foreign currency monetary assets and liabilities such as cash, receivables, payables, etc., are translated at year end exchange rates. Exchange differences arising on settlement of transactions and translation of monetary items are recognised as income or expense in the year in which they arise.

### N Earnings Per Share

Basic Earnings Per Share ('EPS') is computed by dividing the net profit attributable to the equity shareholders by the weighted average number of equity shares outstanding during the year. Diluted earnings per share is computed by dividing the net profit by the weighted average number of equity shares considered for deriving basic earnings per share and also the weighted average number of equity shares that could have been issued upon conversion of all dilutive potential equity shares. Dilutive potential equity shares are deemed converted as of the beginning of the year,

unless issued at a later date. In computing diluted earnings per share, only potential equity shares that are dilutive and that either reduces earnings per share or increases loss per share are included.

### O Financial instruments

A financial instrument is any contract that gives rise to a Financial Asset of one entity and Financial liability or equity instrument of another entity.

#### (i) Initial measurement and recognition

Financial assets and financial liabilities are initially recognised when the Group becomes a party to the contractual provisions of the instrument. A financial asset or financial liability is initially measured at fair value plus, for an item not at fair value through profit and loss (FVTPL), transaction costs that are directly attributable to its acquisition or issue.

#### (ii) Classification and subsequent measurement

##### Financial assets

All financial assets except Trade receivables are initially measured at fair value plus, for an item not at fair value through profit and loss (FVTPL), transaction costs that are directly attributable to its acquisition or issue.

#### (iii) Subsequent measurement

For the purpose of subsequent measurement, financial assets are categorised as under:

- amortised cost;
- Fair Value through Other Comprehensive Income (FVOCI) – equity investment; or
- Fair Value Through Profit or Loss (FVTPL)

Financial assets are not reclassified subsequent to their initial recognition, except if and in the period the Group changes its business model for managing financial assets.

A financial asset is measured at amortised cost if it meets both of the following conditions and is not designated as at FVTPL:

- the asset is held within a business model whose objective is to hold assets to collect contractual cash flows; and
- the contractual terms of the financial asset give rise on specified dates to cash flows that are solely payments of principal and interest on the principal amount outstanding.

On initial recognition of an equity investment that is not held for trading, the Group may irrevocably elect to present subsequent changes in the investment's fair value in OCI (designated as FVOCI – equity investment). This election is made on an investment-by-investment basis.

## Notes forming part of the Consolidated Financial Statements

for the year ended March 31, 2024

(All amounts are in ₹ Lakhs, except for share data or as otherwise stated)

All financial assets not classified as measured at amortised cost or FVOCI as described above are measured at FVTPL. This includes all derivative financial assets. On initial recognition, the Group may irrevocably designate a financial asset that otherwise meets the requirements to be measured at amortised cost or at FVOCI as at FVTPL if doing so eliminates or significantly reduces an accounting mismatch that would otherwise arise.

Financial assets at FVTPL: These assets are subsequently measured at fair value. Net gains and losses, including any interest or dividend income, are recognised in profit or loss.

Financial assets at amortised cost : These assets are subsequently measured at amortised cost using the effective interest method. The amortised cost is reduced by impairment losses. Interest income, foreign exchange gains and losses and impairment are recognised in profit or loss. Any gain or loss on derecognition is recognised in profit or loss.

Equity investments at FVOCI: These assets are subsequently measured at fair value. Dividends are recognised as income in profit or loss unless the dividend clearly represents a recovery of part of the cost of the investment. Other net gains and losses are recognised in OCI and are not reclassified to profit or loss.

### Financial Liabilities:

Financial liabilities are classified as measured at amortised cost or FVTPL. A financial liability is classified as at FVTPL if it is classified as held-for-trading, or it is a derivative or it is designated as such on initial recognition. Financial liabilities at FVTPL are measured at fair value and net gains and losses, including any interest expense, are recognised in statement of profit or loss. Other financial liabilities are subsequently measured at amortised cost using the effective interest method. Interest expense and foreign exchange gains and losses are recognised in statement of profit or loss.

### Derecognition - Financial assets

A Financial asset is primarily derecognised when the right to receive the contractual cash flows in a transaction in which substantially all of the risks and rewards of ownership of the financial asset are transferred or in which the Group neither transfers nor retains substantially all of the risks and rewards of ownership and does not retain control of the financial asset.

If the Group enters into transactions whereby it transfers assets recognised on its balance sheet, but retains either all or substantially all of the risks and rewards of the transferred assets, the transferred assets are not derecognised.

### Derecognition - Financial liabilities

The Group derecognises a financial liability when its contractual obligations are discharged or cancelled, or expired.

The Group also derecognises a financial liability when its terms are modified and the cash flows under the modified terms are substantially different. In this case, a new financial liability based on the modified terms is recognised at fair value. The difference between the carrying amount of the financial liability extinguished and the new financial liability with modified terms is recognised in profit or loss.

### Financial Instruments Offsetting

Financial assets and financial liabilities are offset and the net amount reported in the balance sheet if there is a currently and legally enforceable right to set off the amounts and it intends either to settle them on a net basis or to realise the asset and settle the liability simultaneously.

### P Provisions, Contingent liabilities and Contingent assets

The Group recognises provisions when there is present obligation as a result of past event and it is probable that there will be an outflow of resources and reliable estimate can be made of the amount of the obligation. If the effect of the time value of money is material, provisions are determined by discounting the expected future cash flows to net present value using an appropriate pre-tax discount rate that reflects current market assessments of the time value of money and, where appropriate, the risks specific to the liability. Unwinding of the discount is recognised in the Statement of Profit and Loss as a finance cost. Provisions are reviewed at each reporting date and are adjusted to the reflect the current best estimate.

A present obligation that arises from past events where it is either not probable that an outflow of resources will be required to settle or a reliable estimate of the amount cannot be made, is disclosed as a contingent liability. Contingent Liabilities are also disclosed when there is a possible obligation arising from past events, the existence of which will be confirmed only by the occurrence or non-occurrence of one or more uncertain future events not wholly within the control of the Group.

Contingent assets are not recognized in consolidated financial statements since this may result in the recognition of income that may never be realised.

### Q Standards issued but not effective

There is no such notification applicable from April 1, 2024.



2.1(a). Property, plant and equipment

Particulars	Gross carrying amount			Accumulated depreciation			Net carrying amount	
	As at April 1, 2023	Additions	Deletions	As at March 31, 2024	For the year April 1, 2023	Disposals/ Adjustments	As at March 31, 2024	As at March 31, 2024
Freehold land	4,383.27	850.98	-	5,234.25	50.19	-	148.50	5,085.74
Leasehold land	1,986.06	155.80	-	2,141.86	19.41	-	73.54	2,068.33
Leasehold land improvements	56.09	-	-	56.09	3.55	-	16.76	39.33
Buildings	19,055.13	515.55	-	19,570.68	501.50	-	4,224.90	15,345.78
Plant and equipment	77,522.03	13,919.09	263.94	91,177.19	3,694.66	189.11	28,016.85	63,160.34
Plant and equipment - others	3,077.22	631.66	24.00	3,684.88	148.61	5.64	980.31	2,704.57
Furniture and fixtures	2,637.40	66.37	-	2,703.76	37.45	-	2,254.31	449.46
Office equipment	91.72	12.89	-	104.61	5.06	-	74.17	30.44
Computers	142.03	6.70	-	148.73	8.09	-	128.64	20.10
Vehicles	629.37	29.14	29.01	629.50	48.29	29.01	427.14	202.37
<b>TOTAL</b>	<b>1,09,580.32</b>	<b>16,188.19</b>	<b>316.95</b>	<b>1,25,451.56</b>	<b>4,516.82</b>	<b>223.76</b>	<b>36,345.12</b>	<b>89,106.44</b>

2.1(b). Property, Plant and Equipment

Particulars	Gross carrying amount			Accumulated depreciation			Net carrying amount	
	As at April 1, 2022	Additions	Deletions	March 31, 2023	As at April 1, 2022	For the year March 31, 2023	On disposals March 31, 2023	As at March 31, 2023
Freehold land	3,740.44	642.83	-	4,383.27	54.87	43.44	-	98.31
Leasehold land	1,863.98	122.09	-	1,986.07	34.70	19.43	-	54.13
Leasehold land improvements	56.09	-	-	56.09	9.65	3.55	-	13.21
Buildings	17,284.22	1,770.91	-	19,055.13	3,255.86	467.55	-	3,723.40
Plant and equipment	67,231.88	11,599.82	1,309.66	77,522.03	21,860.78	3,663.18	1,012.67	24,511.30
Plant and equipment - others	2,615.79	461.42	-	3,077.22	718.64	118.70	-	837.34
Furniture and fixtures	2,492.09	146.80	1.50	2,637.40	2,070.78	146.08	-	2,216.86
Office equipment	86.57	5.15	-	91.72	65.11	4.00	-	69.12
Computers	133.48	8.54	-	142.02	113.17	7.38	-	120.54
Vehicles	676.24	-	46.87	629.37	382.38	64.74	39.26	407.86
<b>TOTAL</b>	<b>96,180.78</b>	<b>14,757.57</b>	<b>1,358.03</b>	<b>1,09,580.32</b>	<b>28,565.94</b>	<b>4,538.05</b>	<b>1,051.92</b>	<b>32,052.06</b>
								<b>77,528.25</b>

Notes forming part of the Consolidated Financial Statements

for the year ended March 31, 2024

(All amounts are in ₹ Lakhs, except for share data or as otherwise stated)

2.1(c). Disclosures relating to operating leases

The undiscounted minimum lease payments to be received over the remaining non-cancellable term on an annual basis are as follows:

Term	As at March 31, 2024	As at March 31, 2023
1 <sup>st</sup> year	103.57	190.64
2 <sup>nd</sup> year	51.90	193.54
3 <sup>rd</sup> year	36.96	90.69
4 <sup>th</sup> year	10.60	23.81
5 <sup>th</sup> year	-	5.95
Beyond 5 years	-	-

2.2(a). Capital work-in-progress

Particulars	As at March 31, 2024				As at March 31, 2023			
	As at April 1, 2023	Additions	Deletions	As at March 31, 2024	As at April 1, 2022	Additions	Deletions	As at March 31, 2023
Projects in progress	11,322.95	23,232.04	14,295.60	20,259.40	18,042.53	5,776.50	12,496.08	11,322.95

2.2(b). Capital work-in-progress ageing schedule

Particulars	As at March 31, 2024					As at March 31, 2023				
	Amount in CWIP for a period of					Amount in CWIP for a period of				
	Less than 1 Year	1-2 Years	2-3 Years	More Than 3 Years	Total	Less than 1 Year	1-2 Years	2-3 Years	More Than 3 Years	Total
Projects in progress	14,696.11	5,563.29	-	-	20,259.40	8,846.65	1,459.07	543.16	474.07	11,322.95

2.2(c) Expenditure during construction period (included in capital work-in-progress)

Particulars	As at March 31, 2024	As at March 31, 2023
Balance brought forward (A)	53.01	4.51
Expenditure incurred during the year		
Employee benefits expense	108.50	26.64
Power and fuel	115.99	6.65
Rates and taxes	8.75	7.00
Professional, consultancy and legal expenses	19.31	14.22
Testing Charges	0.63	-
Water Charges	30.60	-
Total expenditure during construction period (B)	283.77	54.51
Less : Turnover (C)	-	-
Less : Stocks of finished goods out of trial run production (D)	-	-
Total (A+B-C-D)	336.78	59.02
Allocated to property, plant and equipment	116.09	6.01
Balance carried forward	220.69	53.01

## Notes forming part of the Consolidated Financial Statements

for the year ended March 31, 2024

(All amounts are in ₹ Lakhs, except for share data or as otherwise stated)

### 2.3. Intangible assets under development ageing schedule

Particulars	As at March 31, 2024					As at March 31, 2023				
	Amount in Intangible assets under development for a period of					Amount in Intangible assets under development for a period of				
	Less than 1 Year	1-2 Years	2-3 Years	More Than 3 Years	Total	Less than 1 Year	1-2 Years	2-3 Years	More Than 3 Years	Total
Projects in progress	191.59	-	-	-	191.59	-	-	-	-	-

### 3.a Investment property

Particulars	Gross carrying amount			Accumulated depreciation			Net carrying amount			
	As at April 1, 2023	Additions	Deletions	As at March 31, 2024	As at April 1, 2023	For the year	Disposals /Adjustments	As at March 31, 2024	As at March 31, 2024	As at March 31, 2023
Land	163.31	-	-	163.31	-	-	-	-	163.31	163.31
Building	616.98	-	-	616.98	258.25	20.54	-	278.79	338.19	358.73
<b>Total</b>	<b>780.29</b>	<b>-</b>	<b>-</b>	<b>780.29</b>	<b>258.25</b>	<b>20.54</b>	<b>-</b>	<b>278.79</b>	<b>501.50</b>	<b>522.04</b>

### 3.b Investment property

Particulars	Gross carrying amount			Accumulated depreciation			Net carrying amount			
	As at April 1, 2022	Additions	Deletions	As at March 31, 2023	As at April 1, 2022	For the year	Disposals /Adjustments	As at March 31, 2023	As at March 31, 2023	As at March 31, 2022
Land	163.31	-	-	163.31	-	-	-	-	163.31	163.31
Building	577.48	39.51	-	616.98	238.96	19.29	-	258.25	358.73	338.52
<b>Total</b>	<b>740.78</b>	<b>39.51</b>	<b>-</b>	<b>780.29</b>	<b>238.96</b>	<b>19.29</b>	<b>-</b>	<b>258.25</b>	<b>522.04</b>	<b>501.82</b>

### Disclosures under Ind AS 40

Particulars	March 31, 2024	March 31, 2023
Rental income from investment property	155.24	140.71
Less: Direct operating expenses (Repair, maintenance and insurance)	2.11	2.14
<b>Income/(Loss) from Investment property (net)</b>	<b>153.13</b>	<b>138.57</b>

The fair value of the Investment property is Rs. 7,057.00 Lakhs (P.Y.Rs. 7,017.00 Lakhs) as at March 31, 2024.

**Notes:** For property, plant and equipment secured against borrowings, refer note 40(b) of the consolidated financial statements.

The Company has no restrictions on the disposal of its investment properties and no contractual obligations to purchase, construct or develop investment properties or for repairs, maintenance and enhancements.

## Notes forming part of the Consolidated Financial Statements

for the year ended March 31, 2024

(All amounts are in ₹ Lakhs, except for share data or as otherwise stated)

### 4. Investments (non-current)

Particulars	As at March 31, 2024	As at March 31, 2023
<b>Investments at fair value through profit or loss (FVTPL)</b>		
<b>Unquoted - Fully paid up</b>		
<b>Investments in others</b>		
National Savings Certificate	0.10	0.10
<b>Total</b>	<b>0.10</b>	<b>0.10</b>
<b>Aggregate amount of quoted investments</b>	<b>-</b>	<b>-</b>
<b>Aggregate amount of unquoted investments</b>	<b>0.10</b>	<b>0.10</b>
<b>Aggregate amount of impairment in the value of investments</b>	<b>-</b>	<b>-</b>

### 5. Other financial assets (non-current)

Particulars	As at March 31, 2024	As at March 31, 2023
Margin money deposits against bank guarantee	50.40	122.50
Security deposits with government companies and others	658.77	523.61
<b>Total</b>	<b>709.17</b>	<b>646.11</b>

### 6. Other non-current assets

Particulars	As at March 31, 2024	As at March 31, 2023
Prepaid expenses	56.34	48.89
Capital advances	3,470.46	2,360.85
Taxes paid under protest	414.40	388.87
Income tax refund receivable	207.74	220.56
<b>Total</b>	<b>4,148.95</b>	<b>3,019.17</b>

### 7. Inventories

Particulars	As at March 31, 2024	As at March 31, 2023
<b>(Valued at lower of cost and net realisable value)</b>		
Raw materials (includes materials in transit of Rs. 3,417.53 lakhs; P.Y. Rs. 1,376.67 lakhs)	13,493.69	16,533.33
Work-in-progress	1,757.85	1,823.64
Finished goods (includes stock in transit Rs. 535.40 lakhs; P.Y. Rs.899.88 lakhs)	10,721.30	9,350.40
Stores and spares	1,335.19	1,228.48
Packing materials	278.43	368.84
Fuel and others	1,022.54	878.18
Housekeeping and kitchen stewarding	51.81	56.84
Food & beverages	29.10	41.66
<b>Total</b>	<b>28,689.92</b>	<b>30,281.39</b>

7.1 For inventories secured against borrowings, refer note 40(b) of the consolidated financial statements.



## Notes forming part of the Consolidated Financial Statements

for the year ended March 31, 2024 (All amounts are in ₹ Lakhs, except for share data or as otherwise stated)

### 8. Investments

Particulars	As at March 31, 2024	As at March 31, 2023
<b>Investments designated at fair value through profit or loss (FVTPL)</b>		
<b>Unquoted - Fully paid up</b>		
Sundaram Liquid Fund (Regular Plan Growth -LFGP)	-	7,265.34
(CY Nil (P.Y 3,16,031.582) units at CY Nil (P.Y. NAV of Rs 1,971.8572/- each)		
<b>Total</b>	<b>-</b>	<b>7,265.34</b>
<b>Aggregate amount of quoted investments</b>	<b>-</b>	<b>-</b>
<b>Aggregate amount of unquoted investments</b>	<b>-</b>	<b>7,265.34</b>
<b>Aggregate amount of impairment in the value of investments</b>	<b>-</b>	<b>-</b>

### 9. Trade receivables

Particulars	As at March 31, 2024	As at March 31, 2023
Unsecured, considered good*	31,939.89	37,780.37
<b>Total</b>	<b>31,939.89</b>	<b>37,780.37</b>

\* Includes amount receivable from related parties (refer note 38).

9.1 For Trade receivables secured against borrowings, refer note 40(b) of the consolidated financial statements.

9.2 For Group's exposure to the market risk and credit risk, refer note 41 of the consolidated financial statements.

9.3 Trade receivables are non-interest bearing and generally on credit term of 7 to 120 days.

#### Trade Receivables ageing schedule

##### As at March 31, 2024

Particulars	Not Due	Outstanding for following periods from due date of payment					Total
		Less than 6 months	6 months - 1 year	1 - 2 years	2 - 3 years	More than 3 years	
(i) Undisputed Trade receivables – considered good	27,644.24	4,257.22	32.32	3.58	0.10	0.44	31,937.90
(ii) Undisputed Trade receivables – which have significant increase in credit risk	-	-	-	-	-	-	-
(iii) Undisputed Trade receivables – credit impaired	-	-	-	-	-	-	-
(iv) Disputed Trade receivables– considered good	-	-	-	-	-	1.99	1.99
(v) Disputed Trade receivables – which have significant increase in credit risk	-	-	-	-	-	-	-
(vi) Disputed Trade receivables – credit impaired	-	-	-	-	-	-	-
(vii) Expected credit loss rate#	-	-	-	-	-	-	-
(viii) Expected credit loss	-	-	-	-	-	-	-
<b>Total</b>	<b>27,644.24</b>	<b>4,257.22</b>	<b>32.32</b>	<b>3.58</b>	<b>0.10</b>	<b>2.43</b>	<b>31,939.89</b>

# The Group has not accounted for expected losses as it has no defaults in payments from the customers in the earlier years.

## Notes forming part of the Consolidated Financial Statements

for the year ended March 31, 2024 (All amounts are in ₹ Lakhs, except for share data or as otherwise stated)

### As at March 31, 2023

Particulars	Not Due	Outstanding for following periods from due date of payment					Total
		Less than 6 months	6 months - 1 year	1 - 2 years	2 - 3 years	More than 3 years	
(i) Undisputed Trade receivables – considered good	32,704.90	5,070.76	2.08	0.20	0.44	-	37,778.38
(ii) Undisputed Trade receivables – which have significant increase in credit risk	-	-	-	-	-	-	-
(iii) Undisputed Trade receivables – credit impaired	-	-	-	-	-	-	-
(iv) Disputed Trade receivables– considered good	-	-	-	-	1.99	-	1.99
(v) Disputed Trade receivables – which have significant increase in credit risk	-	-	-	-	-	-	-
(vi) Disputed Trade receivables – credit impaired	-	-	-	-	-	-	-
(vii) Expected credit loss rate#	-	-	-	-	-	-	-
(viii) Expected credit loss	-	-	-	-	-	-	-
<b>Total</b>	<b>32,704.90</b>	<b>5,070.76</b>	<b>2.08</b>	<b>0.20</b>	<b>2.43</b>	<b>-</b>	<b>37,780.37</b>

# The Group has not accounted for expected losses as it has no defaults in payments from the customers in the earlier years.

### 10. Cash and cash equivalents

Particulars	As at March 31, 2024	As at March 31, 2023
a) Balances with banks		
- in current accounts	672.52	961.90
- debit balance in cash credit accounts	2,053.07	2,537.50
- in deposit accounts	5,388.72	6,135.64
b) Cash on hand	5.88	1.01
<b>Total</b>	<b>8,120.21</b>	<b>9,636.05</b>

### 11. Other bank balances

Particulars	As at March 31, 2024	As at March 31, 2023
<b>Balances with banks</b>		
Term deposits with original maturity between three to twelve months (includes interest accrued)	24,941.46	13,949.66
<b>Earmarked balances with banks</b>		
Margin money deposit accounts	917.58	6.43
<b>Total</b>	<b>25,859.04</b>	<b>13,956.09</b>

### 12. Other financial assets (current)

Particulars	As at March 31, 2024	As at March 31, 2023
Interest accrued and due on deposits and others	30.75	17.32
Other receivables	-	32.66
<b>Total</b>	<b>30.75</b>	<b>49.98</b>

## Notes forming part of the Consolidated Financial Statements

for the year ended March 31, 2024

(All amounts are in ₹ Lakhs, except for share data or as otherwise stated)

### 13. Other current assets

Particulars	As at March 31, 2024	As at March 31, 2023
Prepaid expenses	237.81	607.53
Advances to suppliers	880.81	956.69
Employee advances	9.34	6.97
Balances with revenue authorities	1,473.33	1,555.96
Export benefits receivable	20.44	72.96
Incentive receivable from government	2,403.82	408.59
Others*	64.51	695.95
Less : Provision	(31.72)	(31.72)
<b>Total</b>	<b>5,058.35</b>	<b>4,272.93</b>

\*The Holding company had an arrangement for supply of coal in specified consignments on a periodic basis. Few consignments aggregating to Rs 31.71 lakhs were misappropriated, while in transit, by 2 employees of the company during the year ended March 31, 2015. The services of the said employees were terminated in that year itself and legal action against initiated on these employees including action for the recovery of the above-mentioned amounts. Pending recovery, the amounts have been fully provided for.

### 14. Equity share capital

Particulars	As at March 31, 2024	As at March 31, 2023
<b>AUTHORIZED</b>		
22,75,00,000 (P.Y. 22,75,00,000) equity shares of Rs. 2/- each	4,550.00	4,550.00
<b>Total</b>	<b>4,550.00</b>	<b>4,550.00</b>
<b>ISSUED, SUBSCRIBED &amp; PAID-UP CAPITAL</b>		
3,24,01,000 (P.Y. 3,24,01,000) equity shares of Rs. 2/- each, fully paid up	648.02	648.02
<b>Total</b>	<b>648.02</b>	<b>648.02</b>

#### (A) Movement in equity share capital:

Particulars	No of Shares	Amount
<b>Balance at April 1, 2022</b>	<b>3,24,01,000</b>	<b>648.02</b>
Movement during the year	-	-
<b>Balance at March 31, 2023</b>	<b>3,24,01,000</b>	<b>648.02</b>
Movement during the year	-	-
<b>Balance at March 31, 2024</b>	<b>3,24,01,000</b>	<b>648.02</b>

#### (B) Details of shareholders holding more than 5% shares in the holding company

Name of the shareholder	As at March 31, 2024	
	No. of Shares	% holding
Ande Prathap Reddy	49,69,709	15.34
APR Holdings and Investments LLP	47,74,720	14.74
Ande Shakunthala Devi	19,63,049	6.06
Ande Srinivas Reddy	16,94,097	5.23

#### (C) Terms/Rights attached to equity shares

The holding company has only one class of equity shares having a face value of Rs. 2/- each (P.Y Rs. 2/- each). Each holder of equity shares is entitled to one vote per share. The dividend proposed by the Board of Directors is subject to the approval of the shareholders in the ensuing Annual General Meeting, except in case of interim dividend. In the event of liquidation of the holding company, the equity shareholders will be entitled to receive remaining assets of the company, after distribution of all preferential amounts. The distribution will be in proportion to the number of equity shares held by the shareholders.

## Notes forming part of the Consolidated Financial Statements

for the year ended March 31, 2024

(All amounts are in ₹ Lakhs, except for share data or as otherwise stated)

#### (D) (i) Shareholding of promoters as at March 31, 2024

Name of the promoter	No. of shares	% of total shares	% change during the year
Ande Prathap Reddy	49,69,709	15.34	-
Dundurapu Ram Reddy	4,74,855	1.47	-
Rajeshwar Reddy Nomula	5,94,993	1.84	-
Hemanth Reddy Gaddam	7,18,803	2.22	-
Ande Srinivas Reddy	16,94,097	5.23	-
<b>Total</b>	<b>84,52,457</b>	<b>26.10</b>	<b>0</b>

#### (ii) Shareholding of promoters at the end of March 31, 2023

Name of the promoter	No. of shares	% of total shares	% change during the year
Ande Prathap Reddy	49,69,709	15.34	-
Dundurapu Ram Reddy	4,74,855	1.47	0.01
Rajeshwar Reddy Nomula	5,94,993	1.84	-
Hemanth Reddy Gaddam	7,18,803	2.22	-
Ande Srinivas Reddy	16,94,097	5.23	-
<b>Total</b>	<b>84,52,457</b>	<b>26.10</b>	<b>0.01</b>

### 15. Other equity

Particulars	As at March 31, 2024	As at March 31, 2023
<b>Reserves and surplus</b>		
Securities premium	569.61	569.61
Capital reserve	304.11	304.11
State subsidy	-	-
Retained earnings	1,53,863.64	1,38,814.25
General reserve	16,800.44	15,087.44
<b>Total</b>	<b>1,71,537.80</b>	<b>1,54,775.41</b>

#### Securities premium

Particulars	As at March 31, 2024	As at March 31, 2023
Opening balance	569.61	569.61
Additions during the year	-	-
Deductions/adjustments during the year	-	-
<b>Closing balance</b>	<b>569.61</b>	<b>569.61</b>

#### Capital reserve

Particulars	As at March 31, 2024	As at March 31, 2023
Opening balance	304.11	6.21
Additions during the year	-	297.90
<b>Closing balance</b>	<b>304.11</b>	<b>304.11</b>



## Notes forming part of the Consolidated Financial Statements

for the year ended March 31, 2024

(All amounts are in ₹ Lakhs, except for share data or as otherwise stated)

### State subsidy

Particulars	As at March 31, 2024	As at March 31, 2023
Opening balance	-	297.90
Additions during the year	-	-
Deductions/adjustments during the year	-	(297.90)
<b>Closing balance</b>	<b>-</b>	<b>-</b>

### Retained earnings

Particulars	As at March 31, 2024	As at March 31, 2023
Opening balance	1,38,814.25	1,10,651.07
Add/(Less): Changes in retained earnings due to prior period errors*	-	(148.85)
Add: Profit for the year	20,485.36	32,551.43
Add: Other comprehensive income - Remeasurement of defined benefit plans (net of tax)	(482.87)	(19.91)
Less : Transfer to general reserve	(1,713.00)	(2,275.42)
Less : Dividend paid	(3,240.10)	(1,944.06)
<b>Closing balance</b>	<b>1,53,863.64</b>	<b>1,38,814.25</b>

\*During the previous year, the subsidiary company had made certain Ind AS adjustments to rectify the prior period errors related to Ind AS 115 - Revenue from Contracts with Customers and Ind AS 19 - Employee Benefits. The effect of these adjustments was given to the opening retained earnings since the amount involved was not material as per Ind AS 8 - Accounting Policies, Changes in Accounting Estimates and Errors.

### General reserve

Particulars	As at March 31, 2024	As at March 31, 2023
Opening balance	15,087.44	12,812.02
Additions during the year	1,713.00	2,275.42
<b>Closing balance</b>	<b>16,800.44</b>	<b>15,087.44</b>

### Nature and purpose of other reserves

#### (i) Securities premium

Securities premium is used to record the premium on issue of shares. The reserve can be utilized in accordance with the provisions of the Companies Act, 2013.

#### (ii) Capital reserve

Capital reserve includes transfer of forfeited shares and state subsidy. The reserve is utilised in accordance with the provisions of the Companies Act, 2013

#### (iii) Retained earnings

This reserve represents the cumulative profits of the Company and effects of the remeasurement of defined benefit obligations. The reserve is utilised in accordance with the provisions of the Companies Act, 2013

#### (iv) General reserve

This reserve is used to record the transfers made from the retained earnings and was made on account of the requirements of the Companies Act, 2013 for payment of dividends. General reserve is used for strengthening the financial position and meeting future contingencies and losses.

## Notes forming part of the Consolidated Financial Statements

for the year ended March 31, 2024

(All amounts are in ₹ Lakhs, except for share data or as otherwise stated)

### 16. Borrowings

Particulars	As at March 31, 2024	As at March 31, 2023
<b>Non-current</b>		
Secured loans		
Term loans from banks	1,060.61	3,030.25
<b>Total</b>	<b>1,060.61</b>	<b>3,030.25</b>

#### (i) Term loans from banks:

Term loan 1 from HDFC Bank Limited is repayable in 66 equal monthly installments starting from May, 2019 and Term loan 2 from HDFC Bank Limited is repayable in 66 equal monthly installments starting from Dec, 2020.

#### (ii) Security:

The term loans from HDFC Bank Ltd and Bank of Baroda are secured by first charge on factory land and building located at E-8/1, MIDC, Chincholi, Solapur, Maharashtra. Second pari passu charge on entire current assets of the subsidiary company present and future.

#### (iii) Repayment schedule with rate of interest - HDFC Bank Ltd

Financial Year	Amount
2024-2025	909.09
2025-2026	909.09
2026-2027	151.52
<b>Total :</b>	<b>1,969.70</b>

#### ROI - 8.31% p.a.

iv) For the Group's exposure to the interest rate risk and liquidity risk, refer note 41 to the consolidated financial statements.

### 17. Other non-current financial liabilities

Particulars	As at March 31, 2024	As at March 31, 2023
Rental deposits	106.49	100.14
<b>Total</b>	<b>106.49</b>	<b>100.14</b>

### 18. Provisions (non-current)

Particulars	As at March 31, 2024	As at March 31, 2023
<b>Provision for employee benefits</b>		
Leave encashment	167.27	103.95
Gratuity	183.35	-
<b>Others</b>	93.35	78.51
<b>Total</b>	<b>443.97</b>	<b>182.46</b>

#### Movement in Other provisions

Particulars	As at March 31, 2024	As at March 31, 2023
Opening balance	78.51	65.49
Add : Provision created during the year	14.84	13.02
<b>Closing balance</b>	<b>93.35</b>	<b>78.51</b>

Other Provisions represents reserve for bad and doubtful debts for the hotel segment created pursuant to the agreement with the Hotel Operator at 0.5% of the Gross Operating Income.

## Notes forming part of the Consolidated Financial Statements

for the year ended March 31, 2024

(All amounts are in ₹ Lakhs, except for share data or as otherwise stated)

### 19. Deferred tax liabilities (net)

Particulars	As at March 31, 2024	As at March 31, 2023
(i) Deferred tax liabilities on account of:		
Depreciation expenses	8,799.73	8,094.98
Expenses allowable on payment basis	-	26.18
(ii) Deferred tax assets on account of:		
Expenses allowable on payment basis	(26.42)	-
Provision for doubtful debts	(23.49)	-
<b>Deferred tax liabilities (net)</b>	<b>8,749.82</b>	<b>8,121.16</b>

### Movement in deferred tax liabilities (net)

Particulars	Depreciation expenses	Expenses allowable on payment basis	Unused tax credits	Provision for doubtful debts	Total
<b>As at April 1, 2023</b>	<b>8,094.98</b>	<b>26.18</b>	<b>-</b>	<b>-</b>	<b>8,121.16</b>
<b>(Charged )/Credited</b>					
to Statement of profit and loss	704.77	(55.26)	-	(23.49)	626.02
to Other comprehensive income	-	2.66			2.66
<b>As at March 31, 2024</b>	<b>8,799.73</b>	<b>(26.42)</b>	<b>-</b>	<b>(23.49)</b>	<b>8,749.82</b>

Particulars	Depreciation expenses	Expenses allowable on payment basis	Unused tax credits	Provision for doubtful debts	Total
<b>As at April 1, 2022</b>	<b>7,426.61</b>	<b>(6.34)</b>	<b>(645.38)</b>	<b>-</b>	<b>6,774.90</b>
Deferred tax impact on restatement adjustments		-	(20.49)	-	(20.49)
<b>(Charged )/Credited</b>					
to Statement of profit and loss	668.37	35.18	665.87	-	1,369.42
to Other comprehensive income	-	(2.66)			(2.66)
<b>As at March 31, 2023</b>	<b>8,094.98</b>	<b>26.18</b>	<b>-</b>	<b>-</b>	<b>8,121.16</b>

### 20. Other liabilities (non-current)

Particulars	As at March 31, 2024	As at March 31, 2023
Deferred revenue export benefits	59.82	97.04
<b>Total</b>	<b>59.82</b>	<b>97.04</b>

Note: The Holding Company has imported capital equipment under Export Promotion Capital Goods Scheme (EPCG) under the Foreign Trade Policy 2015-2020. This balance represents the duty saved on import under EPCG scheme against which the Company has to fulfill export obligations as per the terms of the scheme.

### 21. Borrowings

Particulars	As at March 31, 2024	As at March 31, 2023
<b>Secured</b>		
<b>Current maturities of long-term debt</b>		
From banks (Refer note 16)	909.09	2,727.18
<b>Total</b>	<b>909.09</b>	<b>2,727.18</b>

## Notes forming part of the Consolidated Financial Statements

for the year ended March 31, 2024

(All amounts are in ₹ Lakhs, except for share data or as otherwise stated)

### 22. Trade payables

Particulars	As at March 31, 2024	As at March 31, 2023
Dues to micro enterprises and small enterprises	2,143.83	1,474.46
Dues to creditors other than micro enterprises and small enterprises*	5,635.26	4,735.99
<b>Total</b>	<b>7,779.09</b>	<b>6,210.44</b>

\*Includes amounts payable to related parties (refer note 38)

### 22.1 Disclosures required under Section 22 of the Micro, Small and Medium Enterprises Development Act, 2006

Particulars	As at March 31, 2024	As at March 31, 2023
i) Principal amount and the interest due thereon remaining unpaid to each supplier at the end of accounting year		
Principal amount	2,143.83	1,474.46
Interest due	-	-
ii) Amount of interest paid by the Company under MSMED Act, 2006 along with the amounts of the payment made to the supplier beyond the appointed day during the accounting year	-	-
iii) Amount of interest due and payable for the period of delay in making payment (which has been paid but beyond the appointed day during the year) but without adding the interest specified under the MSMED Act, 2006.	-	-
iv) Amount of interest accrued and remaining unpaid at the end of accounting year	-	-
v) Amount of further interest remaining due and payable even in the succeeding year, until such date when the interest dues as above are actually paid to the small enterprises, for the purpose of disallowance of a deductible expenditure under section 23 of MSMED Act, 2006.	-	-

Note: Dues to micro enterprises and small enterprises have been determined to the extent such parties have been identified on the basis of information collected by the management.

### Trade payables ageing schedule as at March 31, 2024

Particulars	Outstanding for following periods from due date of payment					Unbilled	Total
	Not Due	Less than 1 year	1-2 years	2-3 years	More than 3 years		
(i) MSME #	2,468.69	0.01	-	-	-	-	2,468.70
(ii) Others	1,385.68	3,370.74	5.66	0.20	34.56	513.55	5,310.39
(iii) Disputed dues - MSME	-	-	-	-	-	-	-
(iv) Disputed dues - Others	-	-	-	-	-	-	-
<b>Total</b>	<b>3,854.37</b>	<b>3,370.75</b>	<b>5.66</b>	<b>0.20</b>	<b>34.56</b>	<b>513.55</b>	<b>7,779.09</b>

# includes dues to medium enterprises

### Trade payables ageing schedule as at March 31, 2023

Particulars	Outstanding for following periods from due date of payment					Unbilled	Total
	Not Due	Less than 1 year	1-2 years	2-3 years	More than 3 years		
(i) MSME	1,474.46	-	-	-	-	-	1,474.46
(ii) Others	3,058.10	1,256.34	8.77	4.81	37.49	370.47	4,735.98
(iii) Disputed Dues - MSME	-	-	-	-	-	-	-
(iv) Disputed Dues - Others	-	-	-	-	-	-	-
<b>Total</b>	<b>4,532.56</b>	<b>1,256.34</b>	<b>8.77</b>	<b>4.81</b>	<b>37.49</b>	<b>370.47</b>	<b>6,210.44</b>



## Notes forming part of the Consolidated Financial Statements

for the year ended March 31, 2024

(All amounts are in ₹ Lakhs, except for share data or as otherwise stated)

### 23. Other financial liabilities (current)

Particulars	As at March 31, 2024	As at March 31, 2023
Salaries payable	3,174.12	3,523.22
Other recoveries payable	70.34	67.69
Security deposits	117.70	203.04
Creditors for capital goods	1,651.31	1,000.28
<b>Total</b>	<b>5,027.89</b>	<b>4,815.54</b>

### 24. Other current liabilities

Particulars	As at March 31, 2024	As at March 31, 2023
Advances from customers	295.35	253.94
Statutory liabilities	201.67	321.45
Export obligation under advance authorisation scheme	-	8.34
<b>Total</b>	<b>497.02</b>	<b>583.73</b>

### 25. Provisions (current)

Particulars	As at March 31, 2024	As at March 31, 2023
<b>Provision for employee benefits</b>		
Leave encashment	45.31	31.82
Gratuity	245.94	-
<b>Total</b>	<b>291.25</b>	<b>31.82</b>

### 26. Current tax liabilities (net)

Particulars	As at March 31, 2024	As at March 31, 2023
Provision for tax (net of advance tax)	366.06	565.08
<b>Total</b>	<b>366.06</b>	<b>565.08</b>

### 27. Revenue from operations

Particulars	Year ended March 31, 2024	Year ended March 31, 2023
<b>Sale of products</b>		
Sale of aliphatic amines, speciality chemicals and derivatives of amines	1,57,888.60	2,30,580.34
<b>Sale of services</b>		
Rooms, restaurants, banquets and other services	2,945.72	2,575.25
<b>Other operating revenues</b>		
Scrap sales	58.57	139.66
Service income	310.28	601.51
Incentive from government	2,008.64	455.71
Export incentives	939.48	1,187.09
<b>Total Revenue from operations</b>	<b>1,64,151.30</b>	<b>2,35,539.56</b>

## Notes forming part of the Consolidated Financial Statements

for the year ended March 31, 2024

(All amounts are in ₹ Lakhs, except for share data or as otherwise stated)

### 28. Other income

Particulars	Year ended March 31, 2024	Year ended March 31, 2023
Interest income on bank deposits and others at amortised cost	2,174.25	389.11
Liabilities no longer required written back	23.14	109.38
Profit on redemption of mutual funds designated at FVTPL (Net)	46.31	265.41
Profit on sale of property, plant and equipment (net)	2.38	-
Foreign exchange gain (net)	454.12	498.46
Rental income	214.81	195.91
Insurance claims received	31.76	61.65
Miscellaneous income	17.01	4.72
<b>Total</b>	<b>2,963.77</b>	<b>1,524.64</b>

### 29. Cost of materials consumed

Particulars	Year ended March 31, 2024	Year ended March 31, 2023
Opening Stock	15,181.53	6,503.28
Add: Purchases	86,600.51	1,34,798.17
Less: Closing Stock	10,157.06	15,181.53
<b>Total</b>	<b>91,624.97</b>	<b>1,26,119.93</b>

### 30. Changes in inventories of work-in-progress and finished goods

Particulars	Year ended March 31, 2024	Year ended March 31, 2023
<b>Opening inventories</b>		
Finished goods	9,350.40	6,820.91
Add: Adjustments on account of Ind AS 115 - Revenue from contracts with customers	-	227.63
Work-in-progress	1,823.64	2,584.42
<b>(A)</b>	<b>11,174.04</b>	<b>9,632.96</b>
<b>Closing inventories</b>		
Finished goods	10,721.30	9,350.40
Work-in-progress	1,757.85	1,823.64
<b>(B)</b>	<b>12,479.15</b>	<b>11,174.04</b>
<b>Total (A-B)</b>	<b>(1,305.10)</b>	<b>(1,541.08)</b>

### 31. Employee benefits expense

Particulars	Year ended March 31, 2024	Year ended March 31, 2023
Salaries, wages and bonus	7,322.48	7,669.51
Contribution to provident and other funds	760.86	760.95
Staff welfare expenses	143.46	90.11
<b>Total</b>	<b>8,226.81</b>	<b>8,520.57</b>

## Notes forming part of the Consolidated Financial Statements

for the year ended March 31, 2024

(All amounts are in ₹ Lakhs, except for share data or as otherwise stated)

### 32. Finance costs

Particulars	Year ended March 31, 2024	Year ended March 31, 2023
Interest on borrowings	396.80	777.44
Interest on shortfall in payment of advance tax	0.13	49.04
Other borrowing costs	247.31	370.69
<b>Total</b>	<b>644.23</b>	<b>1,197.17</b>

### 33. Depreciation

Particulars	Year ended March 31, 2024	Year ended March 31, 2023
Depreciation on property, plant and equipment	4,512.08	4,534.66
Depreciation on investment property	25.28	22.68
<b>Total</b>	<b>4,537.36</b>	<b>4,557.34</b>

### 34. Other expenses

Particulars	Year ended March 31, 2024	Year ended March 31, 2023
Consumption of stores and spares	1,424.86	1,544.00
Consumption of packing material	3,779.43	4,157.07
Power and fuel	16,987.92	23,756.92
Freight charges	4,432.63	5,766.26
Effluent treatment expenses	541.91	411.96
Travelling and conveyance	265.40	215.37
<b>Repairs and Maintenance</b>		
Buildings	123.58	110.32
Plant and equipment	846.30	1,236.91
Others	146.06	64.79
Printing and stationery	47.09	42.52
Communication expenses	24.67	23.97
Legal and professional charges	622.81	106.93
Insurance	481.03	520.78
Auditors' remuneration	77.74	73.44
Rates and taxes	114.18	128.80
Commission and discount	759.86	979.06
Sales promotion and other selling expenses	413.03	468.62
Advertisement expenses	8.89	10.53
Computer maintenance	10.19	17.30
Operator's management & incentive fees	181.21	155.52
Registrations and Renewals	93.79	131.34
Expenditure on Corporate social responsibility	983.17	692.95
Expenditure on Corporate environmental responsibility	263.70	216.07
Research & development expenses	70.86	121.62
Spa operating expenses	46.95	41.88

## Notes forming part of the Consolidated Financial Statements

for the year ended March 31, 2024

(All amounts are in ₹ Lakhs, except for share data or as otherwise stated)

### 34. Other expenses (Contd.)

Particulars	Year ended March 31, 2024	Year ended March 31, 2023
Water testing charges	1.44	1.70
Banquet expenses	14.36	9.76
Provision for doubtful debts	14.84	13.02
Bad debts written off	96.67	-
Property, plant and equipment written off	59.10	286.29
Miscellaneous expenses	297.62	223.05
<b>Total</b>	<b>33,231.25</b>	<b>41,528.75</b>

### 35. Tax expense

Particulars	Year ended March 31, 2024	Year ended March 31, 2023
<b>(a) Amount recognised in statement of profit and loss</b>		
Current tax	6,949.62	14,703.31
Earlier years' tax	(650.39)	40.50
Deferred tax	626.02	1,369.41
<b>Total tax expense</b>	<b>6,925.25</b>	<b>16,113.22</b>
<b>(b) Amount recognised in other comprehensive income</b>		
<b>Deferred tax related to items recognised in OCI</b>		
Deferred tax expense/(income) on remeasurements of defined benefit obligations	-	-
Income-tax expense/(income) recognised in OCI	-	-
<b>(c) Reconciliation of effective tax rate:</b>		
<b>Profit before tax</b>	<b>30,155.55</b>	<b>56,681.00</b>
Enacted tax rate in India - Holding Company	25.17%	25.17%
Enacted tax rate in India - Subsidiary Company	25.17%	29.12%
<b>Tax expense at enacted rates</b>	<b>7,589.69</b>	<b>15,298.67</b>
Effect of non-deductible expense	1,637.20	1,509.19
Effect of allowances for tax purpose	(2,277.26)	(2,104.55)
<b>Tax as per the consolidated financial statements</b>	<b>6,949.62</b>	<b>14,703.31</b>
Effect of deferred tax	626.02	1,369.41
Effect of earlier years' tax	(650.39)	40.50
<b>Income-tax recognised in the statement of profit and loss</b>	<b>6,925.25</b>	<b>16,113.22</b>

### 36. Earnings per share:

Particulars	Year ended March 31, 2024	Year ended March 31, 2023
Net profit for the year as per statement of profit & loss	20,485.36	32,552.00
Number of shares outstanding at the end of the year	3,24,01,000	3,24,01,000
Weighted average number of equity shares outstanding during the year	3,24,01,000	3,24,01,000
Basic and Diluted earnings per share (Rs.)	63.22	100.47
Face value per share (Rs.)	2.00	2.00



## Notes forming part of the Consolidated Financial Statements

for the year ended March 31, 2024

(All amounts are in ₹ Lakhs, except for share data or as otherwise stated)

### 37. Contingent liabilities and commitments

#### (a) Contingent liabilities

Particulars	As at March 31, 2024	As at March 31, 2023
<b>Claims against the group not acknowledged as debts</b>		
Income tax	1,065.94	615.19
<b>Total</b>	<b>1,065.94</b>	<b>615.19</b>

#### (b) Capital and other commitments

Particulars	As at March 31, 2024	As at March 31, 2023
Estimated amount of contracts remaining to be executed on capital account and not provided for	4,132.95	7,220.24
Other commitments	-	-
<b>Total</b>	<b>4,132.95</b>	<b>7,220.24</b>

### 38. Related party disclosures

(a) Name of the related party	Description of the relationship
<b>Key management personnel (KMP)</b>	
Mr. Ande Prathap Reddy	Executive Chairman
Mr. Dundurapu Ram Reddy	Managing Director
Mr. Nomula Rajeshwar Reddy	Whole Time Director
Mr. Ande Srinivas Reddy	Whole Time Director & CFO (from 20 <sup>th</sup> May, 2023)
Mr. Gaddam Hemanth Reddy	Whole Time Director, Subsidiary Company
Mr PardeepSingh RameshSingh Watwani	CFO, Subsidiary Company (from 18 <sup>th</sup> April, 2022)
<b>Holding Company</b>	
Mr. Naveena Chandra Thammishetty	Independent Director (upto 20 <sup>th</sup> May, 2023)
Mr. Amarender Reddy Minupuri	Independent Director (upto 20 <sup>th</sup> May, 2023)
Mr. Satyanarayana Murthy Chavali	Independent Director (upto 20 <sup>th</sup> May, 2023)
Mr. Kashinath Revappa Dhole	Independent Director (upto 20 <sup>th</sup> May, 2023)
Mr. Vimala Behram Madon	Independent Director (upto 20 <sup>th</sup> May, 2023)
Dr. Suhasini Yatin Shah	Independent Director (from 20 <sup>th</sup> May, 2023)
Dr. Uma Rajiv Pradhan	Independent Director (from 20 <sup>th</sup> May, 2023)
Mr. Mohan Kumar Ramakrishna	Independent Director (from 20 <sup>th</sup> May, 2023)
Mr. Adabala Sheshagiri Rao	Independent Director (from 20 <sup>th</sup> May, 2023)
<b>Subsidiary Company</b>	
Mr Kashinath Revappa Dhole	Independent Director
Mr Rajendrakumar Mohanprasad Tapadiya	Independent Director
Mr Amarender Reddy Minupuri	Independent Director
Dr. Suhasini Yatin Shah	Independent Director
Mr. Lakhan Suganchand Dargad	Company Secretary, Holding Company
Mr. Bodige Srinivas	Company Secretary (from April 18, 2022 to December 30, 2023)
Mr. Lakhan Suganchand Dargad	Company Secretary (from January, 29, 2024), Subsidiary Company
Thirumala Precicasts Private Limited	Enterprise where KMP has Significance Influence/ Control
MVL Medisynth Private Limited	Enterprise where KMP has Significance Influence/ Control
SVS Sourcing Private Limited	Enterprise where KMP has Significance Influence/ Control

## Notes forming part of the Consolidated Financial Statements

for the year ended March 31, 2024

(All amounts are in ₹ Lakhs, except for share data or as otherwise stated)

Sri Venkateshwara Cement Products  
Balaji Foundation & Research Center  
APR Holdings and Investments LLP

Enterprise where KMP has Significance Influence/ Control  
Enterprise where KMP has Significance Influence/ Control  
Enterprise where KMP has Significance Influence/ Control

#### Close members of KMP

Ms. A Shakunthala Devi  
Mrs. Madhumathi Gaddam  
Ms. Meena Devi Ande  
Ms. Achanta Annapurna  
Mr. Gaddam Hemanth Reddy  
Mrs. Dundurapu Vandana Reddy  
Mrs. Gaddam Tanmai Reddy  
Mrs. Saritha Nomula  
Mr. N. Chandrabhushan Reddy  
Mrs. Anusuya Kishan Reddy  
Mr. Nomula Eeshan Reddy  
Mrs. Nomula Deepti Rajeshwarreddy  
Mr. Gaddam Raja Reddy  
Mrs. Sunitha Gaddam  
Ms. Gaddam Laasya Reddy  
Ms. Gaddam Komali Reddy

Wife of Mr. Ande Prathap Reddy - Executive Chairman  
Daughter of Mr. Ande Prathap Reddy - Executive Chairman  
Daughter of Mr. Ande Prathap Reddy - Executive Chairman  
Daughter of Mr. Ande Prathap Reddy - Executive Chairman  
Son in Law of Mr. Ande Prathap Reddy - Executive Chairman  
Wife of Mr.Dundurapu Ram Reddy - Managing Director  
Daughter of Mr.Dundurapu Ram Reddy - Managing Director  
Wife of Mr. Nomula Rajeshwar Reddy - Whole Time Director  
Brother of Mr. Nomula Rajeshwar Reddy - Whole Time Director  
Sister of Mr. Nomula Rajeshwar Reddy - Whole Time Director  
Son of Mr. Nomula Rajeshwar Reddy - Whole Time Director  
Daughter of Mr. Nomula Rajeshwar Reddy - Whole Time Director  
Father in Law of Mr. Nomula Rajeshwar Reddy - Whole Time Director  
Sister of Mr. Gaddam Hemanth Reddy -Whole Time Director, Subsidiary Company  
Grand Daughter of Mr. Ande Prathap Reddy - Executive Chairman  
Grand Daughter of Mr. Ande Prathap Reddy - Executive Chairman

#### (b) Transactions with related parties during the year

Particulars	Year ended March 31, 2024	Year ended March 31, 2023
<b>Thirumala Precicasts Private Limited</b>		
Rental income	4.08	3.84
<b>MVL Medisynth Private Limited</b>		
Sale of goods and services	935.90	609.11
Purchase of goods and services	470.25	452.93
<b>SVS Sourcing Private Limited</b>		
Sale of goods and services	6,052.68	5,874.74
Services received	76.48	-
<b>Sri Venkateshwara Cement Products</b>		
Sale of goods and services	-	0.29
Purchase of goods and services	0.65	2.18
<b>D. Ram Reddy</b>		
Purchase of land	486.41	-
<b>N. Rajeshwar Reddy</b>		
Purchase of land	486.41	-
<b>Balaji Foundation &amp; Research Center</b>		
Contribution towards Corporate Social Responsibility	39.00	30.50
<b>Key Management Personnel</b>		
Short-term employee benefits	2,977.40	3,422.84
Post employment benefits	96.92	-
Dividend paid to KMP	845.25	507.07
Dividend paid to close member of KMP	458.51	275.17
Dividend paid to enterprises where KMP has significant influence/control	477.47	286.48

## Notes forming part of the Consolidated Financial Statements

for the year ended March 31, 2024

(All amounts are in ₹ Lakhs, except for share data or as otherwise stated)

### (c) Outstanding balances as at the year end where related party relationship existed

Particulars	Year ended March 31, 2024	Year ended March 31, 2023
<b>MVL Medisynth Private Limited</b>		
Trade receivables *	488.25	171.43
* to be settled in cash on the same day with 30 to 90 days credit period.		
<b>Thirumala Precicasts Private Limited</b>		
Trade receivables *	0.53	0.45
* to be settled in cash on the same day with no credit period.		
<b>SVS Sourcings Private Limited</b>		
Trade receivables *	1,702.52	1,515.13
* to be settled in cash on the same day with 90 days credit period.		
<b>Key Management Personnel</b>		
Short term employee benefits payable**	2,616.54	3,100.30
Post employment benefits payable**	81.92	-

\*\* Short-term employee benefits to be settled in cash with no credit period. Post employment benefits to be settled in cash at the time of retirement.

### 39. Employee benefit plans

#### (a) Leave obligations

The leave obligation covers the company's liability for earned leave which is unfunded.

#### (b) Defined contribution plans

The Group has defined contribution plans namely provident fund. Contributions are made to provident fund at the rate of 12% of basic salary plus DA as per regulations. The contributions are made to registered provident fund administered by the Government. The obligation of the Group is limited to the amount contributed and it has no further contractual nor any constructive obligation. The expense recognised during the year towards defined contributions plan is as follows:

Particulars	Year ended March 31, 2024	Year ended March 31, 2023
Company's contribution to provident fund	295.40	263.70

#### (c) Defined benefit plan - Gratuity

The Group provides for gratuity for employees as per the Payment of Gratuity Act, 1972. The amount of gratuity payable on retirement/termination is the employees last drawn basic salary per month computed proportionately for 15 days salary multiplied for the number of years of service. The company operates post retirement gratuity plan with LIC of India. The present value of obligation is determined based on actuarial valuation using the Projected Unit Credit Method, which recognises each period of service giving rise to additional unit of employee benefit entitlement and measures each unit separately to build up the final obligation.

## Notes forming part of the Consolidated Financial Statements

for the year ended March 31, 2024

(All amounts are in ₹ Lakhs, except for share data or as otherwise stated)

Particulars	Year ended March 31, 2024	Year ended March 31, 2023
<b>Change in defined benefit obligations:</b>		
Obligation at the beginning of the year	1,347.09	944.94
Current service costs	157.86	109.73
Past service costs	-	251.14
Interest costs	97.60	69.50
Benefits paid	(91.56)	(35.13)
Remeasurements - Due to Demographic Assumptions	7.01	(0.31)
Remeasurements - Due to Financial Assumptions	276.88	2.26
Remeasurements - Due to Experience Adjustments	94.15	4.95
Remeasurement (gains)/losses	-	-
Obligation at the end of the year	<b>1,889.04</b>	<b>1,347.09</b>
<b>Change in plan assets:</b>		
Fair value of plan assets at the beginning of the year	1,482.47	949.65
Interest income	110.25	88.47
Employer's contributions	66.61	498.06
Benefits paid	(91.56)	(35.13)
Remeasurement (gains)/losses	(101.27)	(18.58)
Fair value of plan assets at the end of the year	<b>1,466.51</b>	<b>1,482.47</b>
<b>Expenses recognised in the statement of profit and loss consists of:</b>		
Employee benefits expense:	-	-
Current service costs	157.86	109.73
Past service costs	-	251.14
Net interest expenses	(12.65)	(18.97)
Benefits paid	-	-
	<b>145.21</b>	<b>341.90</b>
<b>Other comprehensive income:</b>		
Remeasurements - Due to Demographic Assumptions	7.01	(0.31)
Remeasurements - Due to Financial Assumptions	276.88	2.26
Remeasurements - Due to Experience Adjustments	94.15	4.95
(Return) on Plan Assets (Excluding Interest Income)	101.27	18.58
<b>Total OCI</b>	<b>479.32</b>	<b>25.49</b>
<b>Expenses recognised in the statement of profit and loss</b>	<b>624.53</b>	<b>367.39</b>
<b>Amounts recognised in the balance sheet consist of</b>		
Fair value of plan assets at the end of the year	1,466.51	1,482.47
Present value of obligation at the end of the year	1,889.04	1,347.09
Recognised as:		
<b>Retirement benefit liability - Non-current</b>	309.46	155.52
<b>Retirement benefit liability - Current</b>	1,579.58	1,191.57

Fair value of plan assets --- 100% with LIC of India

Expected contribution to post-employment benefit plan of gratuity for the year ending March 31, 2025 is ₹656.44 lakhs.



## Notes forming part of the Consolidated Financial Statements

for the year ended March 31, 2024

(All amounts are in ₹ Lakhs, except for share data or as otherwise stated)

### (d) Significant estimates and sensitivity analysis

Particulars	Key assumptions	Defined benefit obligation			
		Increase in assumption by		Decrease in assumption by	
		March 31, 2024	Rate	March 31, 2024	Rate
Discount rate	7.22%	1%	(134.14)	1%	155.09
Salary growth rate	7.00%	1%	141.49	1%	(129.09)
Mortality Rate	100.00%	10%	0.19	10%	(0.19)
Attrition rate	6.00%	1%	2.59	1%	(3.08)

Particulars	Key assumptions	Defined benefit obligation			
		Increase in assumption by		Decrease in assumption by	
		March 31, 2023	Rate	March 31, 2023	Rate
Discount rate	7.50%	1%	(98.74)	1%	114.20
Salary growth rate	5.00%	1%	112.53	1%	(99.75)
Mortality Rate	100.00%	10%	0.67	10%	(0.67)
Attrition rate	4.00%	1%	20.99	1%	(23.79)

The above sensitivity analysis is based on a change in each assumption while holding all other assumptions constant. In practice, this is unlikely to occur and changes in some of the assumptions may be correlated. When calculating the sensitivity of the defined benefit obligation to significant actuarial assumptions, the same method (present value of the defined benefit obligation calculated with the projected unit credit method at the end of the reporting period) has been applied as when calculating the defined benefit liability recognised in the balance sheet.

### (e) Risk exposure

Through its defined benefit plans, the company is exposed to a number of risks, the most significant of which are detailed below:

#### Interest rate risk:

The defined benefit obligation calculated uses a discount rate based on government bonds. If bond yields fall, the defined benefit obligation will tend to increase.

#### Salary inflation risk:

Higher than expected increases in salary will increase the defined benefit obligation.

#### Demographic risk:

This is the risk of variability of results due to unsystematic nature of decrements that include mortality, withdrawal, disability and retirement. The effect of these decrements on the defined benefit obligation is not straight forward and depends upon the combination of salary increase, discount rate and vesting criteria. It is important not to overstate withdrawals because in the financial analysis the retirement benefit of a short career employee typically costs less per year as compared to a long service employee.

## 40. Capital management

### (a) Capital management and gearing ratio

For the purpose of the Group's capital management, capital includes issued equity capital, share premium and all other equity reserves attributable to the equity holders. The primary objective of the Group's capital management is to maximise the shareholder value.

The Group manages its capital structure and makes adjustments in light of changes in economic conditions and the requirements of the financial covenants. The Group monitors capital using a gearing ratio, which is debt divided by total capital. The Group includes within debt, interest bearing loans and borrowings.

## Notes forming part of the Consolidated Financial Statements

for the year ended March 31, 2024

(All amounts are in ₹ Lakhs, except for share data or as otherwise stated)

Particulars	As at March 31, 2024	As at March 31, 2023
<b>Borrowings</b>		
Current	909.09	2,727.18
Non current	1,060.61	3,030.25
<b>Debt</b>	<b>1,969.70</b>	<b>5,757.43</b>
<b>Equity</b>		
Equity share capital	648.02	648.02
Other equity	1,71,537.80	1,54,775.41
<b>Total capital</b>	<b>1,72,185.82</b>	<b>1,55,423.43</b>
<b>Gearing ratio in % (debt/ equity)</b>	<b>1.14%</b>	<b>3.70%</b>

In order to achieve this overall objective, the Group's capital management, amongst other things, aims to ensure that it meets financial covenants attached to the borrowings that define capital structure requirements. Breaches in meeting the financial covenants would permit the bank to immediately call loans and borrowings. There have been no breaches in the financial covenants of any interest-bearing loans and borrowing in the current period. No changes were made in the objectives, policies or processes for managing capital during the years ended March 31, 2024 and March 31, 2023

### (b) Particulars relating to short term borrowings of the Holding Company

The Holding Company has obtained cash credit facilities under consortium banking from HFDC Bank Limited, State Bank of India and Bank of Baroda, which are secured by

- first pari-passu charge by way of hypothecation over the entire current assets of the company (except Hotel division) and

- first pari-passu charge by the consortium on Land and Building and other movable fixed assets including Plant and machinery, both present and future of Unit I (Freehold) at Gat No. 194, 195, 196, 197 & 201, Tamalwadi, Osmanabad, Maharashtra and Unit III (Leasehold) at Plot No E-7 & E-8, MIDC, Chincholi, Solapur, Maharashtra.

These loans carry interest rate ranging from 7.35% p.a to 9.45% p.a.

As on 31<sup>st</sup> March, 2024, there is no outstanding amount under these facilities.

### (c) Dividends

Particulars	Year ended March 31, 2024	Year ended March 31, 2023
<b>(i) Equity shares</b>		
Final dividend for the year ended March 31, 2023 of INR 10/- per fully paid share	3,240.10	-
Final dividend for the year ended March 31, 2022 of INR 6/- per fully paid share	-	1,944.06
<b>(ii) Dividends not recognised at the end of the reporting period</b>		
Directors have recommended the payment of final dividend of Rs 11.00 (PY Rs 10.00) per fully paid equity share. This proposed dividend is subject to the approval of shareholders in the ensuing annual general meeting.	3,564.11	3,240.10

## Notes forming part of the Consolidated Financial Statements

for the year ended March 31, 2024

(All amounts are in ₹ Lakhs, except for share data or as otherwise stated)

### 41. Financial instruments and risk management

#### Fair values

- The carrying amounts of trade payables, other financial liabilities (current), borrowings (current), trade receivables, cash and cash equivalents, other bank balances and loans are considered to be the same as fair value due to their short term nature.
- Borrowings (non-current) consists of loans from banks

The fair value of financial assets and liabilities is included at the amount at which the instrument could be exchanged in a current transaction between willing parties, other than in a forced or liquidation sale.

Set out below, is a comparison by class of the carrying amounts and fair value of the Group's financial instruments, other than those with carrying amounts that are reasonable approximation of fair values:

#### (i) Categories of financial instruments

Particulars	Level	As at March 31, 2024		As at Mar 31 2023	
		Carrying amount	Fair value*	Carrying amount	Fair value*
Financial assets					
Measured at amortised cost:					
Other financial assets	3	709.17	709.17	646.11	646.11
Current					
Trade receivables	3	31,939.89	31,939.89	37,780.37	37,780.37
Cash and cash equivalents	3	8,120.21	8,120.21	9,636.05	9,636.05
Other bank balances	3	25,859.04	25,859.04	13,956.09	13,956.09
Other financial assets	3	30.75	30.75	49.98	49.98
Measured at FVTPL					
Non-current					
Investments	3	0.10	0.10	0.10	0.10
Current					
Investments	1	-	-	7,265.34	7,265.34
Total		66,659.15	66,659.15	69,334.04	69,334.04
Financial liabilities					
Measured at amortised cost					
Non-current					
Borrowings	3	1,060.61	1,060.61	3,030.25	3,030.25
Other financial liabilities	3	106.49	106.49	100.14	100.14
Current					
Borrowings	3	909.09	909.09	2,727.18	2,727.18
Trade payables	3	7,779.08	7,779.08	6,210.44	6,210.44
Other financial liabilities	3	5,027.89	5,027.89	4,815.54	4,815.54
Total		14,883.16	14,883.16	16,883.55	16,883.55

\*Fair value of instruments is classified in various fair value hierarchies based on the following three levels:

## Notes forming part of the Consolidated Financial Statements

for the year ended March 31, 2024

(All amounts are in ₹ Lakhs, except for share data or as otherwise stated)

**Level 1:** Level 1 hierarchy includes financial instruments measured using quoted prices. This includes listed equity instruments, traded bonds and mutual funds that have quoted price. The fair value of all equity instruments (including bonds) which are traded in the stock exchanges is valued using the closing price as at the reporting period. The mutual funds are valued using the closing NAV.

**Level 2:** The fair value of financial instruments that are not traded in an active market (for example, traded bonds, over-the-counter derivatives) is determined using valuation techniques which maximise the use of observable market data and rely as little as possible on entity-specific estimates. If all significant inputs required to fair value an instrument are observable, the instrument is included in level 2.

**Level 3:** If one or more of the significant inputs is not based on observable market data, the instrument is included in level 3. This is the case for unlisted equity securities, contingent consideration and indemnification asset included in level 3.

There are no transfers between levels 1 and 2 during the year. The Group's policy is to recognise transfers into and transfers out of fair value hierarchy levels as at the end of the reporting period.

Management uses its best judgement in estimating the fair value of its financial instruments. However, there are inherent limitations in any estimation technique. Therefore, for substantially all financial instruments, the fair value estimates presented above are not necessarily indicative of the amounts that the Group could have realized or paid in sale transactions as of respective dates. As such, the fair value of financial instruments subsequent to the reporting dates may be different from the amounts reported at each reporting date.

The Group is exposed to market risk (fluctuation in foreign currency exchange rates, price and interest rate), liquidity risk and credit risk, which may adversely impact the fair value of its financial instruments. The Group assesses the unpredictability of the financial environment and seeks to mitigate potential adverse effects on the financial performance of the Group.

#### (A) Market risk

Market risk is the risk that the fair value or future cash flows of a financial instrument will fluctuate because of changes in market prices. Market risk comprises of currency risk, interest rate risk and price risk. Financial instruments affected by market risk include loans and borrowings, trade receivables and trade payables involving foreign currency exposure. The sensitivity analyses in the following sections relate to the position as at March 31, 2024 and March 31, 2023.

The analysis exclude the impact of movements in market variables on the carrying values of financial assets and liabilities .

The sensitivity of the relevant profit or loss item is the effect of the assumed changes in respective market risks. This is based on the financial assets and financial liabilities held at 31 March 2024 and 31 March 2023."

#### (i) Foreign currency exchange rate risk

Foreign currency risk is the risk that the fair value or future cash flows of an exposure will fluctuate because of changes in foreign exchange rates. The Group's exposure to the risk of changes in foreign exchange rates relates primarily to the trade/ other payables, trade/other receivables and derivative assets/liabilities. The risks primarily relate to fluctuations in US Dollar and Euros against the functional currencies of the Group. The Group's exposure to foreign currency changes for all other currencies is not material. The Group evaluates the impact of foreign exchange rate fluctuations by assessing its exposure to exchange rate risks.

The following tables demonstrate the sensitivity to a reasonably possible change in US dollars and Euros exchange rates, with all other variables held constant. The impact on the Group's profit before tax is due to changes in the fair value of monetary assets and liabilities.

#### (ii) Sensitivity

The sensitivity of profit or loss to changes in the exchange rates arises mainly from foreign currency denominated financial instruments and from foreign forward exchange contracts:



## Notes forming part of the Consolidated Financial Statements

for the year ended March 31, 2024

(All amounts are in ₹ Lakhs, except for share data or as otherwise stated)

### Foreign Currency Exposure

Particulars	As at March 31, 2024		As at March 31, 2023	
	USD	Others *	USD	Others *
Bank balances	585.62	4.94	918.85	-
Trade receivables	3,259.64	836.34	3,596.58	1,190.53
Trade payables	(3,384.98)	-	(1,273.14)	-
<b>Net exposure to foreign currency risk</b>	<b>460.28</b>	<b>841.28</b>	<b>3,242.30</b>	<b>1,190.53</b>

\* Others mainly include currencies such as the Euro, Australian Dollar, United Arab Emirates Dirham and South Korean Won.

Particulars	Increase/(decrease) in profit before tax		Increase/(decrease) in other components of equity	
	March 31, 2024	March 31, 2023	March 31, 2024	March 31, 2023
<b>Change in USD</b>				
1% increase	4.60	32.42	3.44	24.20
1% decrease	(4.60)	(32.42)	(3.44)	(24.20)
<b>Change in Others *</b>				
1% increase	8.41	11.91	6.30	8.86
1% decrease	(8.41)	(11.91)	(6.30)	(8.86)

\* Others mainly include currencies such as the Euro, Australian Dollar, United Arab Emirates Dirham and South Korean Won.

The movement in the pre-tax effect is a result of a change in the fair value of monetary assets and liabilities denominated in US dollars and Other currencies, where the functional currency of the entity is a currency other than US dollars and Other currencies.

### (ii) Interest rate risk

Interest rate risk is the risk that the fair value or future cash flows of a financial instrument will fluctuate because of change in market interest rates. The Group's exposure to the risk of changes in market interest rates relates primarily to the Group's debt obligations with floating interest rates. As the Group has certain debt obligations with floating interest rates, exposure to the risk of changes in market interest rates are dependent of changes in market interest rates. Management monitors the movement in interest rate and, wherever possible, reacts to material movements in such rates by restructuring its financing arrangement.

As the Group has no significant interest bearing assets, the income and operating cash flows are substantially independent of changes in market interest rates.

The following table demonstrates the sensitivity to a reasonably possible change in interest rates on that portion of loans and borrowings affected. With all other variables held constant, the Group's profit before tax is affected through the impact on floating rate borrowings, as follows:

Particulars	Increase/(decrease) in profit before tax		Increase/(decrease) in other components of equity	
	March 31, 2024	March 31, 2023	March 31, 2024	March 31, 2023
<b>Change in interest rate</b>				
increase by 100 basis points	(44.87)	(99.57)	(33.58)	(70.59)
decrease by 100 basis points	44.87	99.57	33.58	70.59

The assumed increase/decrease in interest rate for sensitivity analysis is based on the currently observable market environment.

## Notes forming part of the Consolidated Financial Statements

for the year ended March 31, 2024

(All amounts are in ₹ Lakhs, except for share data or as otherwise stated)

### (B) Credit Risk

Credit risk is the risk arising from credit exposure to customers, cash and cash equivalents held with banks and current and non-current held-to financial assets of the Group include trade receivables, security deposits held with government authorities and bank deposits which represents Group's maximum exposure to the credit risk.

With respect to credit exposure from customers, the Group has a procedure in place aiming to minimise collection losses. Credit Control team assesses the credit quality of the customers, their financial position, past experience in payments and other relevant factors. The Group's exposure to credit risk is influenced mainly by the individual characteristics of each customer. However, management also considers the factors that may influence the credit risk of its customer base, including default risk associate with the industry and country in which customers operate. Credit quality of a customer is assessed based on an extensive credit rating scorecard and individual credit limits are defined in accordance with this assessment. With respect to other financial assets viz., loans & advances, deposits with government and banks, the credit risk is insignificant since the loans & advances are given to employees only and deposits are held with government bodies and reputable banks. The credit quality of the financial assets is satisfactory, taking into account the allowance for credit losses.

**Credit risk on trade receivables and other financial assets is evaluated as follows:**

#### (i) Expected credit loss for trade receivables under simplified approach:

Particulars	March 31, 2024	March 31, 2023
Gross carrying amount	31,939.89	37,780.37
Expected credit losses (Loss allowance provision)	-	-
<b>Carrying amount of trade receivables</b>	<b>31,939.89</b>	<b>37,780.37</b>

#### (ii) Expected credit loss for other financial assets under simplified approach:

Particulars	March 31, 2024	March 31, 2023
Gross carrying amount	739.92	696.09
Expected credit losses (Loss allowance provision)	-	-
<b>Carrying amount of other financial assets</b>	<b>739.92</b>	<b>696.09</b>

#### (ii) Significant estimates and judgements

Impairment of financial assets:

The impairment provisions for financial assets disclosed above are based on assumptions about risk of default and expected loss rates. The group uses judgement in making these assumptions and selecting the inputs to the impairment calculation, based on the group's past history, existing market conditions as well as forward looking estimates at the end of each reporting period.

### (C) Liquidity risk

Prudent liquidity risk management implies maintaining sufficient cash and the availability of funding to meet obligations when due and to close out market positions. Group's treasury maintains flexibility in funding by maintaining availability under deposits in banks.

Management monitors cash and cash equivalents on the basis of expected cash flows.

#### (i) Financing arrangements:

**The company had access to the following undrawn borrowing facilities at the end of the year**

Particulars	March 31, 2024	March 31, 2023
Expiring within one year (bank overdraft and other facilities)	19,500.00	19,500.00

## Notes forming part of the Consolidated Financial Statements

for the year ended March 31, 2024

(All amounts are in ₹ Lakhs, except for share data or as otherwise stated)

### (ii) Maturities of financial liabilities

#### Contractual maturities of financial liabilities as at :

Particulars	March 31, 2024		March 31, 2023	
	Less than 12 months	More than 12 months	Less than 12 months	More than 12months
Borrowings	909.09	-	2,727.18	3,030.25
Trade payables	7,779.09	-	6,210.44	-
Other financial liabilities	5,027.89	106.49	4,815.54	100.14
<b>Total</b>	<b>13,716.07</b>	<b>106.49</b>	<b>13,753.16</b>	<b>3,130.39</b>

(iii) Management expects finance costs to be incurred for the year ending March 31, 2025 is Rs. 859.29 Lakhs

### 42. Segment information

#### (a) Description of segments and principal activities

The Holding Company's Managing Director and Chief Financial Officer examines the group's performance from a product perspective and has identified two reportable segments:

- Chemicals -Engaged in the manufacturing of speciality chemicals, aliphatics amines and derivatives
- Hotel - Engaged in hotel, restaurant and hospitality services

#### Segment revenue and expenses:

The Group has an established basis of allocating Joint/Corporate expenses to the segments, which is reasonable, and followed consistently. All other segment revenue and expenses are attributable to the segments. Certain Expenses/Income are not specifically allocable to specific segments and accordingly these expenses are disclosed as unallocated corporate expenses or income and adjusted only against the total income of the group. Segment result includes the respective other income.

#### Segment assets and liabilities:

Segment assets include all operating assets used by a segment and consist principally of operating cash, debtors, inventories and fixed assets, net of allowances and provisions that are reported as direct offsets in the balance sheet. While most assets can be directly attributed to individual segments, the carrying amount of certain assets used jointly by two or more segments is allocated to the segments on a reasonable basis. In such cases, the entire revenue and expenses of these assets including depreciation are also allocated to the same segments. Assets which are not allocable to the segments have been disclosed as unallocated corporate assets'. Segment liabilities include all operating liabilities and consist principally of creditors and accrued liabilities. Segment assets and liabilities do not include deferred income taxes. The loans and other borrowings that are not specifically allocable to the various segments are disclosed as 'unallocated corporate liabilities'.

#### Inter segment transfers:

The Group adopts a policy of pricing inter-segment transfers at cost to the transferor segment.

#### Summary of segment information

Particulars	Year ended March 31, 2024	Year ended March 31, 2023
<b>A. Revenue</b>		
Segment Revenue		
Chemicals	1,63,941.79	2,34,190.78
Hotel	2,985.33	2,641.36
Inter segment revenue	(28.51)	(25.85)
<b>Total Revenue</b>	<b>1,66,898.61</b>	<b>2,36,806.29</b>
<b>B. Segment profit</b>		

## Notes forming part of the Consolidated Financial Statements

for the year ended March 31, 2024

(All amounts are in ₹ Lakhs, except for share data or as otherwise stated)

Particulars	Year ended March 31, 2024	Year ended March 31, 2023
Chemicals	29,827.45	57,443.22
Hotel	844.51	556.12
<b>Segment operating profit</b>	<b>30,671.96</b>	<b>57,999.34</b>
<b>Reconciliation of segment operating profit to operating profit</b>		
<b>Unallocated:</b>		
Unallocated corporate expenses	(88.64)	(378.56)
Unallocated corporate income	216.47	257.91
<b>Operating profit</b>	<b>30,799.78</b>	<b>57,878.69</b>
Finance costs	644.23	1,197.17
<b>Profit before tax</b>	<b>30,155.55</b>	<b>56,681.52</b>
Income tax expense	6,925.25	16,113.22
<b>Profit after tax</b>	<b>23,230.30</b>	<b>40,568.30</b>
<b>Segment assets</b>		
Chemicals	2,07,573.47	1,89,545.59
Hotel	5,931.26	6,108.33
Unallocated corporate assets	1,110.55	626.84
<b>Total assets</b>	<b>2,14,615.28</b>	<b>1,96,280.76</b>
<b>Segment liabilities</b>		
Chemicals	15,633.32	17,319.08
Hotel	365.50	282.52
Unallocated corporate liabilities	9,292.27	8,863.24
<b>Total liabilities</b>	<b>25,291.10</b>	<b>26464.84</b>

Particulars	As at March 31, 2024	As at March 31, 2023
<b>Geographical segment assets</b>		
<b>India</b>		
Current	95,602.17	98,693.39
Non Current	1,12,662.10	91,988.27
<b>Outside India</b>		
Current	4,095.97	4,548.75
Non Current	2,255.04	1,050.36
<b>TOTAL</b>	<b>2,14,615.28</b>	<b>1,96,280.76</b>

Particulars	As at March 31, 2024	As at March 31, 2023
<b>Geographical segment revenue</b>		
India	1,39,002.56	1,81,712.32
Outside India	22,200.61	52,184.44
<b>TOTAL</b>	<b>1,61,203.17</b>	<b>2,33,896.76</b>

- (b) Information about products:  
Revenue from external customers - Sale of Chemicals : Rs. 1,63,941.79 Lakhs (PY 2,34,180.98 lakhs)  
Revenue from external customers - Hotel: Rs. 2,956.82 Lakhs (PY 2625.30 lakhs)
- (c) The group has not made external sales to a single customer meeting the criteria of 10% or more of the entity's revenue .



## Notes forming part of the Consolidated Financial Statements

for the year ended March 31, 2024

(All amounts are in ₹ Lakhs, except for share data or as otherwise stated)

### 43. Ind AS 115 - Revenue from contracts with customers

(A) The Group is primarily in the Business of manufacture and sale of Speciality Chemicals and Hotel Industry. All product sales are made at a point in time and revenue recognised upon satisfaction of the performance obligations which is typically upon dispatch or delivery. All service sales are made over a period of time and revenue is recognised based on percentage of completion method. The Group has a credit evaluation policy based on which the credit limits for the trade receivables are established, the Group does not give significant credit period resulting in no significant financing component.

#### (B) Reconciliation of revenue recognised from contract liability (Advance from customers):

Particulars	Year ended March 31, 2024	Year ended March 31, 2023
Opening contract liability	253.94	245.36
Less: Recognised as revenue during the year	(11,845.82)	(13,900.75)
Add: Addition to contract liability during the year	11,887.23	13,909.33
Closing contract liability	295.35	253.94

#### (C) Reconciliation of revenue as per contract price and as recognised in statement of profit and loss:

Particulars	Year ended March 31, 2024	Year ended March 31, 2023
Revenue from contract with customer as per contract price	1,62,602.48	2,50,512.21
Less: Discounts and incentives	(66.48)	(0.82)
Less: Sales Returns/credits/reversals	(35.82)	(403.13)
Less: Intercompany sales	(1,297.01)	(16,211.51)
Revenue from contract with customer as per statement of profit and loss	1,61,203.17	2,33,896.76

#### (D) Disaggregation of revenue from contracts with customers

Particulars	Year ended March 31, 2024	Year ended March 31, 2023
India	1,39,002.56	1,81,712.32
Argentina	-	741.10
Australia	365.54	120.86
Bangladesh	77.73	51.18
Bahrain	117.02	-
Belgium	141.95	874.50
Brazil	106.02	211.89
Canada	-	46.61
China	757.29	22,009.07
Costa Rica	-	254.25
France	428.83	343.58
Germany	2,244.82	1,406.19
Indonesia	56.86	11.57
Ireland	-	255.00
Israel	-	236.36
Italy	3,981.02	4,452.27

## Notes forming part of the Consolidated Financial Statements

for the year ended March 31, 2024

(All amounts are in ₹ Lakhs, except for share data or as otherwise stated)

Particulars	Year ended March 31, 2024	Year ended March 31, 2023
Japan	599.36	403.11
Korea	359.39	438.43
Malaysia	184.94	1,673.84
Mexico	549.52	2,125.51
Morocco	237.54	64.25
Netherlands	522.40	4,013.22
Norway	948.72	1,038.64
Philippines	1,283.73	779.54
Saudi Arabia	149.30	94.57
Singapore	1,072.72	465.52
South Africa	49.82	123.23
Spain	1,871.96	2,335.72
Taiwan	-	19.28
Thailand	28.76	9.87
Turkey	275.25	1,613.85
UAE	650.46	352.05
United Kingdom	529.53	930.57
USA	4,565.09	4,549.64
Vietnam	28.59	83.43
Kuwait	-	24.31
New Zealand	16.44	17.71
Thailand	-	13.71
<b>TOTAL</b>	<b>1,61,203.17</b>	<b>2,33,896.76</b>

44. Additional information as required by Paragraph 2 of the General Instructions for Preparation of Consolidated Financial Statements to Schedule III to the Companies Act, 2013:

Name of the entity in the Group	Net Asset i.e. total assets minus total liabilities		Share in profit or loss		Share in other comprehensive income		Share in total comprehensive income	
	As % of consolidated net assets	Amount	As % of consolidated profit or loss	Amount	As % of consolidated other comprehensive income	Amount	As % of total comprehensive income	Amount
<b>Parent</b>								
Balaji Amines Limited	81.05%	1,53,438.94	73.74%	17,130.41	100.41%	(483.96)	73.18%	16,646.45
<b>Subsidiary</b>								
Balaji Speciality Chemicals Limited	13.48%	25,518.53	14.44%	3,354.95	-0.23%	1.09	14.75%	3,356.04
<b>Non-controlling interest</b>	9.05%	17,138.36	11.82%	2,744.96	-0.18%	0.89	12.07%	2,745.85
<b>Less: Inter company adjustment</b>	3.58%	6,771.65	0.00%	-	0.00%	-	0.00%	-
<b>Total</b>	<b>100.00%</b>	<b>1,89,324.18</b>	<b>100.00%</b>	<b>23,230.32</b>	<b>100.00%</b>	<b>(481.97)</b>	<b>100.00%</b>	<b>22,748.34</b>

# Notes forming part of the Consolidated Financial Statements

for the year ended March 31, 2024

(All amounts are in ₹ Lakhs, except for share data or as otherwise stated)

- 45.** No funds have been advanced or loaned or invested (either from borrowed funds or share premium or any other sources or kind of funds) by the Company to or in any other person(s) or entity(ies), including foreign entities (“Intermediaries”) with the understanding, whether recorded in writing or otherwise, that the Intermediary shall lend or invest in party identified by or on behalf of the Company (Ultimate Beneficiaries). The Company has not received any fund from any party(s) (Funding Party) with the understanding that the Company shall whether, directly or indirectly lend or invest in other persons or entities identified by or on behalf of the Funding Party (“Ultimate Beneficiaries”) or provide any guarantee, security or the like on behalf of the Ultimate Beneficiaries.

**46.** The group has migrated to an accounting software for maintaining its books of account having the feature of recording audit trail (edit log) facility w.e.f 18<sup>th</sup> April, 2023 and the same has operated throughout the year since then for all relevant transactions recorded in the software. Further, the audit trail is not disabled. The feature of recording audit trail (edit log) facility at database level is not enabled.

Material accounting policies - 1.3

The accompanying notes are an integral part of the consolidated financial statements

As per our report of even date

For **M.Anandam & Co.,**  
Chartered Accountants  
(Firm Regn No: 000125S)

**For and on behalf of Board of Directors**

Sd/-  
**M V Ranganath**  
Partner  
Membership No.028031  
Place : Hyderabad  
Date : 08-05-2024  
UDIN : 24028031BKBUKC9091

Sd/-  
**A Prathap Reddy**  
Executive Chairman  
DIN 00003967  
Place : Hyderabad  
Date : 08-05-2024

Sd/-  
**A Srinivas Reddy**  
Whole Time Director & CFO  
DIN 03169721  
Place : Hyderabad  
Date : 08-05-2024

Sd/-  
**Lakhan Dargad**  
Company Secretary  
M No : A52571  
Place : Solapur  
Date : 08-05-2024

## NOTES



NOTES

CORPORATE INFORMATION

BOARD OF DIRECTORS

Mr. Ande Prathap Reddy	Executive Chairman
Mr. Dundurapu Ram Reddy	Managing Director
Mr. Rajeshwar Reddy Nomula	Whole-time Director (Re-designated as Whole-time Director w.e.f. 20 <sup>th</sup> May, 2023)
Mr. Ande Srinivas Reddy	Whole-time Director & CFO (Re-designated as CFO w.e.f. 20 <sup>th</sup> May, 2023)
Mr. Hemanth Reddy Gaddam	Whole-time Director & CFO (Till 20 <sup>th</sup> May, 2023)
Mr. Naveena Chandra Thammishetty	Independent Director (Till 20 <sup>th</sup> May, 2023)
Mr. Satyanarayana Murthy Chavali	Independent Director (Till 20 <sup>th</sup> May, 2023)
Mr. Kashinath Revappa Dhole	Independent Director (Till 20 <sup>th</sup> May, 2023)
Mr. Amarender Reddy Minupuri	Independent Director (Till 20 <sup>th</sup> May, 2023)
Mrs. Vimala Behram Madon	Independent Director (Till 20 <sup>th</sup> May, 2023)
Dr. Suhasini Yatin Shah	Independent Director (From 20 <sup>th</sup> May, 2023)
Dr. Uma Rajiv Pradhan	Independent Director (From 20 <sup>th</sup> May, 2023)
Mr. Mohan Kumar Ramakrishna	Independent Director (From 20 <sup>th</sup> May, 2023)
Mr. Adabala Seshagiri Rao	Independent Director (From 20 <sup>th</sup> May, 2023)

COMPANY SECRETARY AND COMPLIANCE OFFICER

Mr. Lakhan Suganchand Dargad

AUDIT COMMITTEE

Mr. Adabala Seshagiri Rao	Chairman
Dr. Suhasini Yatin Shah	Member
Mr. Mohan Kumar Ramakrishna	Member

STAKEHOLDERS' RELATIONSHIP COMMITTEE

Dr. Suhasini Yatin Shah	Chairperson
Dr. Uma Rajiv Pradhan	Member
Mr. Dundurapu Ram Reddy	Member

RESEARCH & DEVELOPMENT COMMITTEE

Mr. Ande Prathap Reddy	Chairman
Mr. Rajeshwar Reddy Nomula	Member
Mr. Ande Srinivas Reddy	Member

NOMINATION AND REMUNERATION COMMITTEE

Mr. Mohan Kumar Ramakrishna	Chairman
Dr. Uma Rajiv Pradhan	Member
Mr. Adabala Seshagiri Rao	Member

CORPORATE SOCIAL RESPONSIBILITY COMMITTEE

Dr. Uma Rajiv Pradhan	Chairperson
Mr. Dundurapu Ram Reddy	Member
Mr. Rajeshwar Reddy Nomula	Member

RISK MANAGEMENT COMMITTEE

Mr. Mohan Kumar Ramakrishna	Chairman
Mr. Adabala Seshagiri Rao	Member
Dr. Uma Rajiv Pradhan	Member
Mr. Ande Srinivas Reddy	Member

OFFICES

REGISTERED OFFICE

Balaji Towers No. 9/1A/1, Hotgi Road, Asara Chowk, Solapur – 413224, Maharashtra, India

ADMINISTRATIVE OFFICE

47, Kavuri Hills, Hyderabad - 500 033, Telangana, India

FACTORIES

UNIT 1

Tamalwadi Village, Taluka-Tuljapur, Osmanabad- 413 623, Maharashtra

UNIT 2

Plot No. 4 & 5, Beside Sub-Station 2, IDA Bollaram, Sangareddy-502 325, Telangana

UNIT 3

Plot No. E-7 & 8, Chincholi MIDC, Taluka Mohol, Solapur-413 255, Maharashtra

UNIT 4

Plot No. F-104, Chincholi MIDC, Taluka Mohol, Solapur-413 255, Maharashtra

UNIT 5

Nandi Kandi, Sadasivpet, Sangareddy-502 001, Telangana

HOTEL DIVISION

Balaji Sarovar Premiere, Survey No. 9/1A/1, Aasara Chowk, Hotgi Road, Solapur-413 224, Maharashtra

STATUTORY AUDITORS

M/s. M. Anandam & Co. Chartered Accountants, 7'A, Surya Towers, Sardar Patel Road, Secunderabad – 500003, Telangana

SECRETARIAL AUDITORS

M/s. P. S. Rao & Associates Company Secretaries, Flat No. 10, 4<sup>th</sup> Floor, # 6-3-347/22/2, Ishwarya Nilayam, Dwarakapuri Colony, Panjagutta, Hyderabad-500 082, Telangana

COST ACCOUNTANT

Mr. Narayan D. Dontul Practising Cost Accountant, 235/72, Telangi Pacha Peth, Solapur - 413005, Maharashtra


BANKERS

State Bank of India  
HDFC Bank Limited  
Bank of Baroda

SHARE TRANSFER AGENTS

Venture Capital and Corporate Investments Pvt. Ltd. (Category-I Registrars) “Aurum”, Door No.4-50/P-II/57/4F & 5F, Plot No.57, 4<sup>th</sup> & 5<sup>th</sup> Floors, Jayabheri Enclave Phase – II, Gachibowli, Hyderabad – 500 032, Telangana. Ph: 040 - 23818475, 23868257, 35164940; Email: investor.relations@vccipl.com

  
BALAJI  
**SAROVAR PREMIERE**  
A Division of Balaji Amines Limited  
Solapur's first world class luxury destination!



 **AMINES LIMITED**  
*...A Speciality Chemical Company*

**REGISTERED OFFICE**

Balaji Towers,  
No. 9/1A/1, Hotgi Road, Asara Chowk  
Solapur, Maharashtra 413 224  
India

**ADMINISTRATIVE OFFICE**

47, Kavuri Hills,  
Hyderabad,  
Telangana 500 033  
India

An ISO 9001 2015 Company  
CIN: L24132MH1988PLC049387